

96 PAGES!

21ST BIRTHDAY NUMBER!

1¹/₄


Vol. 29, No. 564

OCTOBER, 1953

EDITOR


F. J. GAMM

PRACTICAL WIRELESS



**FREE
INSIDE!**

BLUEPRINT OF F. J. GAMM'S
"CORONET FOUR"



*You're on the right lines
if you choose*


Mullard

VALVES



MULLARD LTD., CENTURY HOUSE, SHAFTESBURY AVENUE, W.C.2

MVM 237



20,000 o.p.v. D.C. 2,000 o.p.v. A.C.
 Five-inch scale with knife-edge pointer and anti-parallax mirror. Instantaneous overload protection. Buzzer for continuity testing. Hardwood case, detachable cover, carrying strap.

Price £21.10.0. or £3. 4. 6. deposit
 and 10 monthly payments of £2. 1. 2.

Taylor model 88A multirange universal meter

Ranges

- VOLTS D.C.** 0-1-2.5-5-10-25-50-100-250-500-1,000-5,000.
 - VOLTS A.C.** 0-1-2.5-5-10-25-50-100-250-500-1,000-5,000.
 - MILLIAMPERES D.C.** 0-0.05-1-2.5-5-10-25-50-100-250-500-1,000.
 - MILLIAMPERES A.C.** 0-0.25-1-2.5-5-10-25-50-100-250-500-1,000.
 - AMPERES D.C.** 0-2.5-10.
 - AMPERES A.C.** 0-2.5-10.
 - RESISTANCE.** 1 ohm to 5 megohms in 4 ranges.
 - DECIBELS.** -20 to +69 in 9 ranges. Zero reference level is 6 mW into 500 ohms.
 - OUTPUT.** As A.C. volt ranges, except 5,000 volts, via a condenser.
 - INDUCTANCE.** 0.2 to 200 henries in 2 ranges.*
 - CAPACITANCE.** 1,000 pF to 100 uF in 4 ranges.*
- * External adaptor, Model 313D, required.

Write for catalogue.

TAYLOR ELECTRICAL INSTRUMENTS LTD

MONTROSE AVENUE . SLOUGH . BUCKS. Telephone: Slough 21381. Grams: Taylins, Slough.


AS SPECIFIED.

BY THE DESIGNER OF THE "BIRTHDAY SET"



S.L.8 SPIN
 WHEEL DRIVE

S.L.8. Spin Wheel Drive precision slide rule with 3 band scale gives perfect control. Ratio 24-1. Constant velocity coupling eliminates Condenser strain and provides isolation from vibration and noise. Glass scale 9 x 4 1/4 with florentine bronze escutcheon. Price 27/6 complete.



M.G. GANG
 CONDENSER

M.G. GANG CONDENSER. Available as 1, 2 or 3 gang. 490 pF nominal capacity with Cadmium plated steel frame, aluminium vanes; matched and standardised to close limits. Low loss non-hygroscopic insulation. Prices 9/3, 14/-, 18/3.

Supplied with trimmer if required. Other capacities available. Please write for further details.



KINGSWAY · WADDON
 SURREY · ENGLAND

Telephone: CROYDON 2754-5

JACKSON BROS.

(LONDON) LIMITED

MAKERS OF
 PRECISION COMPONENTS

Telegrams: WALFILCO,
 SOUPHONE, LONDON

GARLAND BROS. LTD

CHESHAM HOUSE, DEPTFORD BROADWAY, S.E.8.
5 OBELISK PARADE, LEWISHAM, S.E.13.

TEL.: TIDEWAY 4412/3

TEL.: LEE GREEN 4038

TRUVOX TAPE DESK MARK III. Incorporating high impedance mu-metal twin-track heads. Two-speed capstan, for tape speeds of $7\frac{1}{2}$ and $3\frac{3}{4}$ inches per second. Three heavy-duty motors allowing for fast forward and rewind facilities without tape handling. All controls operated by electrically and mechanically inter-locked push buttons. Price £23/2/-. Plus 10/- carriage, etc. Send S.A.E. for full particulars. Delivery from stock.

THE LATEST LANE TAPE TABLE. Incorporating three heavy duty Lane motors; fast rewind and wind-on without tape handling; automatic braking; high impedance half-track heads; spool locking device. Tape speed $7\frac{1}{2}$ in. per second. Price £17/10/-. Carriage 10/-.

GARLAND UE7B RECORD PLAY-BACK AMPLIFIER. A revised version of our popular amplifier designed to suit Truvox Tape Desk or Lane Tape Table. New features include magic eye record level indicator, provision for external loudspeaker and for feeding P.E.A. amplifier. Oscillator and power supplies included. Standard valves throughout. Formica control panel. Supplied complete with 8in. P.M. loudspeaker, Price £13/2/6 plus 7/6 carriage, etc.

MAGNETIC TAPE. Now available, the new Scotch Boy High Coercivity Tape MC2-III, with higher output and signal-to-noise ratio. Price 35/- per 1,200ft. reel. Still available: Scotch Boy MCI-III: 1,200ft., 35/-; 600ft., 21/-; 300ft., 12/3. Spare 7in. spools, 4/3. Ferrovoice, the new

kraft-based medium coercivity tape: 1,200 ft., 22/6. Spare 7in. spools, 4/6. Magneto-phone Tape: £2 per 1,200ft. reel.

CRYSTAL DIODES. Germanium Vacuum sealed glass type with wire ends, 2/8 each or 30/- per dozen.

TYANA SOLDERING IRONS. Lightweight 40 watt irons with easily interchangeable elements and 3/16in. diameter bits. Voltage ranges, 100/110v., 200/220 v. and 230/250 v. Price 16/9. "The iron that makes soldering a pleasure."

VARLEY MAINS TRANSFORMERS. Primary 10-0-200-220-240 volts. Secondary 300-0-300 volts at 150 mA., 5 volt at 3 amps., 6.3 volt at 4 amps., 6.3 volts at 1 amp. Open type construction. Price 45/-, post 2/6.

BRENETTE MICROPHONES. Large sales of these popular microphones has enabled us to make substantial reductions in the prices. The following range is available:

Type 9ND: Multi-directional ball-type, in black and chrome, £2/2/-, post 2/-. **Type 7D:** Directional type, for instrumental or vocal use; black and chrome, £3/15/-, post 2/6. **Type 11A:** A wide-frequency-response microphone, in brown cast case with chrome grill, £5/5/-, post 2/6. **Type 13U:** A highly sensitive studio microphone with outstanding frequency characteristics. Flexible mounting enables it to be used directionally or not as required. Black and chrome finish, £6/6/-, post 3/6.

DECALS. 500 1/2in. high white transfer letters and words for marking electronic equipment. Price 4/9 per book. The new

Decals book for the amateur now available. 29 words per page, 4 pages radio and audio, 4 pages T.V. and Scope, 2 pages misc. incl. Tx. and Tape Recording, 3/6 per book. Post 3d. either book.

GENERAL PURPOSE TRIODES. Type 2C/22 (7193), RADAR REFLECTORS. Type MX138/-A. These consist of 6—2ft. x 1/2in. dural tubes covered with fine wire mesh. The whole assembly can be used as an omni-directional aerial, and the mesh has many horticultural applications. Price 3/9 each, post 9d. Type MX137A: similar to above, but also include a telescopic aerial rod, extending from 11in. to 3ft. 6in. approx. Price 4/9 each. Post 9d.

WHANDA WIRE AND CABLE STRIPPERS, to take all size flexes and cables up to 1/2in. diam. with 3 alternative heads and triple screw adjustment. These are brand new and boxed, and the original price was 15/- each. Our price 5/- each, post paid.

AERIAL RODS. These popular rods, of tough steel copper-plated, are 12in. long, and fit into each other to make any length. Many hundreds of thousands sold to T.V. aerial manufacturers and to the public. Price 3/6 per doz. or £1 per 100, post paid. £10 per box of 1,800 carriage paid U.K.

ELECTRO - MAGNETIC CONDUCTORS. Energised at 9-14 volt, 1/2 Amp.; maximum switched current 40 Amps. in bakelite case. Price 2/9.

BRIMISTORS. Non-linear resistors to protect valves from current surges: CZ1, 0.3 A., 3/6; CZ2, 0.3 A., 2/6; CZ3, 0.2 A., 1/6; CZ4, 1.25 A., 5/-; CZ6, 0.45 A., 3/6.

TALLON CABINETS

for television, radio and grams, superbly polished, ready for assembly in packed flat kits or factory assembled.

TELE-KING cabinets with space for radio or tape recorder, with or without doors.

VIEWMASTER cabinets, console or table.

ARGUS CABINET

P.W. 3-SPEED AUTO-GRAM CABINET

P.T. CORONATION TELEVISION

CABINET LYNX

CORONET RADIO CABINET

RADIOGRAM, RADIO AND SPECIAL

CABINETS TO CUSTOMER'S DESIGNS

TAPE RECORDER CABINET

MINI-FOUR AND CRYSTAL DIODE cases at 14/- each, including postage.

Consult your dealer or write to :-

(Dept. P.T.1)

JAMES TALLON & SONS LTD.

MANOR WORKS . MANOR ROAD

RUGBY Telephone : RUGBY 2070

ALUMINIUM ALLOY SHEETS

Ex-Government Surplus

SUITABLE FOR CHASSIS, etc. (undrilled)

Limited Quantity Available

Type No. 1. 14 1/2in. x 12 1/2in. x 20 G., 2/6 each.

Type No. 2. 17 1/2in. x 12 1/2in. x 20 G., 3/- each.

Type No. 3. 26in. x 23in. x 20 G., Round Corners, 5/- each.

Type No. 4. 22 1/2in. x 18 1/2in. x 18 G., 5/- each.

SIZES STATED FOR TYPES NOS. 1 and 2 are the maximum rectangular pieces that can be cut from irregular shapes.

CARRIAGE PAID.

REDUCTION FOR QUANTITIES.

TRADE ENQUIRIES WELCOMED.

JOHN CASHMORE LIMITED,

Steel Department,

GREAT BRIDGE, TIPTON, STAFFS.

TIPTON 2181/5

BRITISH MADE

BRIMAR VALVES

More Reliable than EVER!

Years of experience in the design and manufacture of trustworthy special quality valves has resulted in increased reliability throughout the entire BRIMAR Range.

New techniques and the more accurate control of vital processes have resulted in a lower rate of rejection and in the manufacture of a more uniform and reliable product. This in spite of the fact that testing is more rigorous. Reliability is especially important in the modern TV Receiver which employs four times as many valves as radio and—fewer rejects in the factory will mean fewer failures in the field!



now is the time to
BRIMARIZE!

The Brimar 6AM6/8D3 and its direct equivalents the Z77, SP6, EF91 and 6F12 have been some of the most widely used valve types in post-war Television Receivers. Large quantities have been used in the following manufacturers' sets.



| | | |
|----------|--------------|------------|
| BAIRD | ETRONIC | MASTERADIO |
| BUSH | G.E.C. | McMICHAEL |
| COSSOR | H.M.V. | PILCO |
| ENGLISH | K-B | PILOT |
| ELECTRIC | MARCONIPHONE | VIDOR |

Use the improved BRIMAR 6AM6/8D3 to replace these Valves at NO EXTRA COST

Standard Telephones and Cables Limited FOOTSCRAY, KENT. FOOTSCRAY 3333.

HOME CONSTRUCTED TELEVISORS



Component Specialists since Broadcasting started can supply all or any of the components specified for the

"VIEWMASTER"
"MAGNAVIEV"
"TELEKING"

and "Viewmaster" Wide-angle Conversion.

Also cabinets, valves, aerials, feeder cable, wire, sleeving, solder, nuts and bolts, clips, etc. Order with confidence c.o.d. or c.w.o. at current prices, or send s.a.e. for Price List. We also invite your inquiries for all other electronic components.

H. L. SMITH & CO., LTD.
287/9 Edgware Road, London, W.2.

Tel.: Paddington 5891. Hours 9 till 6 (Thursday 1 o'clock).

Near Edgware Road Stations, Metropolitan and Bakerloo.

BUILD THIS AMAZING RADIO

POWERFUL! PERSONAL! PORTABLE!

- Selective tuning.
- Acorn low drain valve.
- Loud clear tone.
- Long range.
- No earth.
- Short aerial, 2ft.
- Welded steel case.
- Easy to assemble.
- All parts for this set are sold separately

FOR **30/-**
POST FREE



MAIL ORDER ONLY


This little set was designed to give you a real personal portable radio that you can enjoy anywhere without disturbing others. Use it on camping trips, in bed, in your office, or just anywhere. Send 2/- for layout, Wiring diagram and Component Price List. This will be refunded on all orders over £1.

R. C. S. PRODUCTS
11, OLIVER ROAD, LONDON, E.17

THE "WEYRAD" SIGNAL GENERATOR

AN INSTRUMENT OF HIGH ACCURACY AT LOW COST

RETAIL PRICE £8-10-0



- Coverage 100 Kc/s-70 Mc/s (on fundamentals).
- Accuracy better than 2% on all ranges.
- Large, clearly calibrated scale.
- Modulated or C.W. output.
- 500 c/s A.F. source.
- S.G.M.I.—A.C. mains operation. Double wound, varnish-impregnated transformer, tapped 210/225/250 volts.
- S.G.B.I.—All dry battery operated.
- All components are by well-known manufacturers ensuring maximum reliability.
- Both types in quantity production.
- Illustrated leaflet available on request.


WEYMOUTH RADIO MANUFACTURING CO., LTD.
CRESCENT STREET, WEYMOUTH, DORSET



MICROPHONES FOR THE HOME CONSTRUCTOR

Reasonably priced models of exceptional reliability

● LUSTRAPHONE have specialised for many years in the design and manufacture of quality microphones of all types. The two shown here are outstandingly popular with users of tape recording equipment. Leaflets will gladly be sent on request.



50/-

MODEL LX.55 CRYSTAL MICROPHONE

Designed to provide an instrument of compact proportions, attractively styled and reasonably priced. The characteristics of this microphone make it eminently suitable for tape-recording. It is intended for use as a hand or desk instrument. In elegant die-cast case, grey hammer finish.

- The full LUSTRAPHONE range includes ribbon microphones, and other special purpose models. Details on request.

MODEL C.51 DYNAMIC MICROPHONE

Amongst the extensive range of microphones made by LUSTRAPHONE, Model C51 has proven itself one of the most successful wherever the need for a dependable instrument is indicated. It is ideal for Tape Recording and general communication purposes. Finish grey crackle with chromium plated fittings.

MODEL C.51. Low Impedance **105/-**


Model C.51. High Impedance, **115/6**



LUSTRAPHONE LTD. ST. GEORGE'S WORKS, REGENT'S PARK ROAD, LONDON, N.W.1

Telephone : PRImrose 8844-6

-if you look for BIG RESULTS



It's blooming marvellous—the rise in efficiency that results from the use of OSMOR "Q" Range Coils. No wonder our customers are enthusiastic! They tell us these "mighty marvels in miniature" are super-selective and sensitive to a degree they never dreamed possible. And we guarantee them—they're the outcome of patient scientific research plus the highest technical ability. Note these "plus" points that spell superior performance:

- ★ Only 1in. high.
- ★ Variable iron dust cores.
- ★ Low loss Polystyrene formers.
- ★ Packed in damp-proof containers.
- ★ Fitted tags for easy connection.

COILPACKS.—Now at new lower prices! A full range is available for Superhet and T.R.F. Mains or Battery. Size only 1in. high x 3½in. wide x 2½in. Ideal for the reliable construction of new sets, also for conversion of the 21 RECEIVER, TR1196, TYPE 18, WARTIME UTILITY and others. Aligned and tested with full circuits, etc. Fully descriptive leaflets available.



With **OSMOR** Lines—you're on the right lines

A spotlight on just one of the range of Osmor "Q" coils.

H.F. CHOKE TYPE Q.C.1.

Frequency coverage 150 kc s to 20 m/c. Iron dust core and single-screw fixing. Prototype tested and approved by M. G. Scroggie, B.Sc., M.I.E.E. Ideal as anode load in T.R.F. receivers for decoupling and general purposes.

Price 4/-



TWO for the Price of ONE!

The NEW OSMOR CHASSIS CUTTER

of entirely new design. Cuts two sizes of holes with any one reversible punch and die; and can be operated with a spanner or tommy bar. Blanks easily removed.



Prov. Pat.

Type Hole Sizes Price

| | | |
|---|--------------|------|
| 1 | 1in. x 1½in. | 19/6 |
| 2 | 2in. x 1½in. | 18/9 |
| 3 | 3in. x 1½in. | 22/6 |
| 4 | 1½in. x 2in. | 27/3 |

Post and Packing 1/- (any type).
Tommy Bars..... 1/3 each.

The OSMOR "JIFFY PUNCH"
For cutting smaller holes neatly and quickly with one blow of a light hammer.



Prov. Pat.


| Type | Hole Size | Price |
|------|-----------|-------|
| 1 | 1in. | 6/6 |
| 2 | 1½in. | 7/6 |
| 3 | 2in. | 8/9 |

Both types of cutters are of hardened steel and are for use on steel up to 18 s.w.g. Brass and Dural up to 16 s.w.g. Aluminium and copper up to 14 s.w.g.

(Dept. P40) BRIDGE VIEW WORKS, BOROUGH HILL, CROYDON, SURREY. Tel.: Croydon 5148/9

DIALS

Type A GLASS DIAL ASSEMBLY (as illus.), measuring 7in. x 7in. (9½in. x 9½in. overall) mounts in any position on or above the chassis and works with any type of drive. Choice of two 3-colour scales—G1 (L.M.S.) or G2 (M.S.S.). Price complete, 24/6. Pulley assembly for right-angle drive if required, 1/9 extra. P. & P., 1/6.



METAL DIALS

Overall size 5½in. sq., Cream background, 3-colour Type M1, L.M.S. waves. M2, L. & M. waves. M3, M. & 2/S. waves. Price 3/6 each. Pointer, 1/6.
Drum, Drive, Spring and Cord for use with both types of dials, 3/2.

We keep stocks of many radio components for use in published circuits, including: "PRACTICAL WIRELESS"

- 3-Speed Autogram; Modern I-Valver; A.C. Band-pass 3; R1155 Converter; Attache Case Portable; Modern High Power Amplifier 2; Beginners' Superhet, etc. etc.
- "WIRELESS WORLD"
- No Compromise T.R.F. Tuner
- Midget Mains Receiver. Sensitive
- 2-Valve Receiver; Television Converter. (Special coils in cans available), etc. etc.

Dear Reader,
We can't mention all our products here but shall be glad to receive your enquiries for Chassis, Tuning Condensers, Switches, Volume Controls, and all other Radio Components. If it's top quality components and a speedy, courteous service you are looking for—try Osmor. We really shall do our best for you.

FREE!

Send 5d. (stamps) for **FREE CIRCUITS** and full list of coils, coilpacks and radio components.



Keep these small components—resistors, condensers, etc., neatly stored and yet visible by using an

OSHOR "JAR-RACK"

(If you're a generous husband you'll buy one or two for your wife's larder, too—she will appreciate somewhere to store her preserves.) Holds any 1 lb. jam jars with or without lids. Easily removed, cannot fall out. Just the thing for the tidy "HAM" or Radio Dealer.

Type 1 for wall-fixing, 6/9 each, holds 8 jars. (Jars are not supplied but are easily obtained.)

Length 24in., enamelled olive green.

Type 2 (as illustrated) for screwing under a shelf, 5/9 each, holds 6 jars. Length 18in., enamelled green.

Post and packing, 1/- (either type).
(Trade supplied)

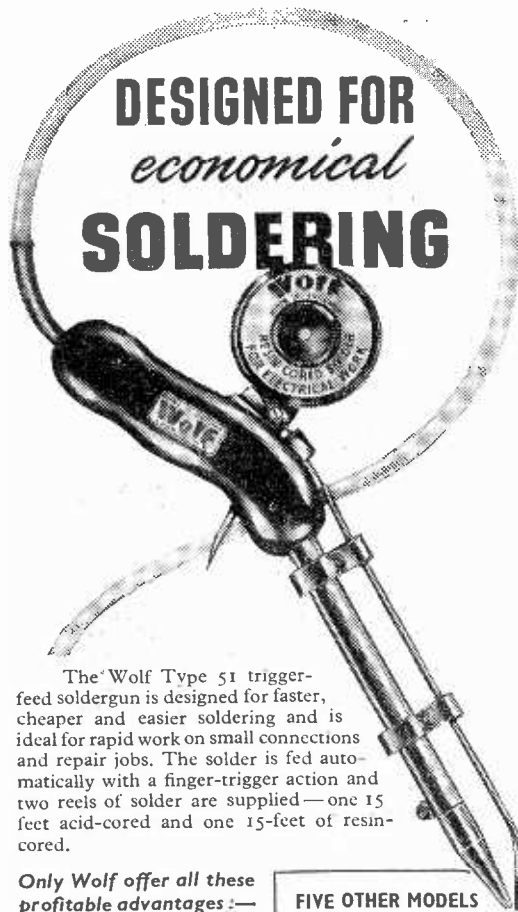


You won't believe it—

the first time you hear your own voice! Have fun and find endless pleasure in using an **INEXPENSIVE TAPE RECORDER** you can build yourself. We can supply all the parts to make a really efficient one, utilising your gramophone turntable (which can still be used for its normal purpose). Send 2/6 for easy-to-follow blueprints and instructions, or ask for details.

I.F.s. 465 kc. Permeability-tuned, with flying leads. Standard size 1½in. x 1½in. x 3½in. For use with OSMOR coilpacks and others, 14/6 pair. PREALIGNED, 1/6 extra.

Osmor Radio Products Ltd.




The Wolf Type 51 trigger-feed soldergun is designed for faster, cheaper and easier soldering and is ideal for rapid work on small connections and repair jobs. The solder is fed automatically with a finger-trigger action and two reels of solder are supplied—one 15 feet acid-cored and one 15-feet of resin-cored.

Only Wolf offer all these profitable advantages:—

- Perfect balance
- Rapid constant heat
- Low current consumption
- Localised heat
- Easy grip handle
- 5 feet tough rubber 3-core cable

FIVE OTHER MODELS TO CHOOSE FROM



Also Types 22, 32 & 42 straight handle soldering irons.



Obtainable from all leading tool merchants and factors

WOLF ELECTRIC TOOLS LTD
 PIONEER WORKS · HANGER LANE · LONDON · W.5
 Branches: Birmingham, Manchester, Leeds, Glasgow. Tel.: Perivale 5631-4

R O M

WE DO IT AGAIN

Another First Class Instrument brought within reach of everyone

INDUCTANCE BRIDGE KIT, 42/6.—Continuous coverage from 50 μ Hy. to 100 Hy. in 5 ranges. Treble and bass boost chokes; Video chokes; Whistle filters; L.F. coils; Scratch filters; Smoothing chokes; Audio, R.F. and all inductances in general.

THIS INSTRUMENT TESTS THEM ALL GUESSWORK SELDOM PAYS—MEASURE AND BE CERTAIN

THE RES-CAP BRIDGE KIT still available at 31/6, covering 10 ohms to 5 megs., 500 pF to 50 mfd., in six ranges.

THE I.F. ALIGNER KIT still available at 15/- Tunable over the 465 kc/s range of I.F. frequencies. Pre-tuned ready for use.

Full instructions and diagrams with all kits. Post and Packing 1/6 in each case.

Stamp with all enquiries, please. Cash with Order or C.O.D.

RADIO MAIL 4, RALEIGH STREET, NOTTINGHAM

HANNEY of BATH offers:—

PRACTICAL TELEVISION "SUPER VISOR"

| | | | |
|--|----|----|----|
| Kit of 77 T.C.C. Condensers, with C.9 and clips | £ | s. | d. |
| Kit of 93 Erie resistors to specification | 8 | 6 | 4 |
| Kit of 4 Wire-wound Potentiometers to specification ... | 2 | 14 | 0 |
| Kit of 7 Erie Carbon Potentiometers | 1 | 6 | 0 |
| Kit of Allen Coils approx. | 3 | 0 | 0 |
| Allen Scan Coils, type DC.300 C' | 1 | 19 | 6 |
| Allen Line Linearity Control, type GL.16 | 1 | 10 | 0 |
| Allen Width Control and Flywheel Adjustment (2 at 10/-) | 1 | 0 | 0 |
| Allen Smoothing Choke, type SC.312 | 1 | 2 | 6 |
| Allen Focus Coil, type FC.302 | 1 | 15 | 0 |
| Allen Speaker Transformer, 7,000 3 ohms, type OP.117 ... | 9 | 0 | 0 |
| Allen Mains Transformer, type AT.310 | 1 | 10 | 0 |
| Denco Frame Output Transformer, type WA/FMA1 | 1 | 1 | 0 |
| Denco Line Output Transformer, type WA/LOT1 | 2 | 2 | 0 |
| McMurdo Valve Holders, type BM7 U (13 required at 1/-) | 13 | 0 | 0 |
| " " " type BM7 U with screen (one) | 2 | 9 | 0 |
| " " " type BM9 UD (two at 1/-) | 2 | 0 | 0 |
| " " " type BM9 UB (one at 2/9) | 2 | 9 | 0 |
| " " " type BM12 U1 (one at 2/6) | 2 | 6 | 0 |
| " " " type BU (two at 1/-) | 2 | 0 | 0 |
| Aerial Plug and Socket, Belling-Lee, type L.733 | 1 | 3 | 0 |
| Chix Mains Adjustment with 2 amp fuse | 2 | 0 | 0 |
| Complete Denco Chassis Kit, brackets, clips, etc. approx. | 2 | 0 | 0 |
| Westinghouse, type WX6 rectifier | 3 | 10 | 0 |
| Westinghouse, type WG4A germanium diode | 7 | 6 | 0 |
| 4 Engraved Knobs, ivory or walnut (1.6 each) | 6 | 0 | 0 |
| W.B. Stentorian 10in. speaker | 3 | 9 | 0 |
| English Electric 16in. double D mask to fit T.901 tube ... | 2 | 2 | 0 |
| " " " Perspex filter to fit above mask | 19 | 6 | 0 |
| " " " anti-corona ring | 10 | 10 | 0 |
| " " " plastic tube sheath | 6 | 2 | 0 |
| Elac Ion Trap Magnet, type IT.8 for T.901 tube | 5 | 0 | 0 |

COMPLETE KIT, EXACTLY TO SPECIFICATION.
 AS DETAILED ABOVE (sistofex, wire, nuts, bolts, washers and solder tags included) £40 0 0
 English Electric T.901 Picture Tube 22 4 10
 Carriage, packing and insurance on the above tube ... 10 0

Send 6d. in stamps for our General List, which contains details of Components for Viewmaster, Teleking, Magnaview, Super-Visor, Lynx, Williamson Amplifier and most "P.T." and "P.W." Designs. Please add postage to all orders under £2.

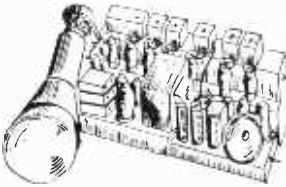
L. F. HANNEY

77, LOWER BRISTOL ROAD, BATH. Tel. 3811

COMPACT TV.

The NEW 1355 Conversion data for all five Channels, Sound, Vision, T.B.'s, Power, on one 1355 Chassis

NEW EDITION, now only 2/8½ (post free).



1355's in original cases. (carr. 7/6) 35/-

| METERS | AMPLIFIERS | NEW VALVES |
|---|---|---|
| 0/500 μ A, scaled 0/150, in small sloping front black crackle cases. 12/6 | with full instructions to convert into a miniature mains operated amplifier or receiver: complete with three valves. 15/- | EF50 ... 4/6 SU4G ... 7/6 L63 ... 5/6 H63 ... 5/6 6E5 ... 9/- 6S17 ... 6/6 |
| CHASSIS, | | |
| with 5Z4, VU120 (E.H.T. rect.) Transformer, choke, relay, etc. 9/6 | | |

WILLARD ACCUMULATORS
in non-spit transparent plastic cases, with built-in hydrometers. 2 V, 20 AH in sealed maker's cartons (measure 5½ x 3¾ x 2½). 15/-

CARBON MIKES, with 5ft. lead and switch (boxed). 3/6
DAMAGED U.S.A. METERS, 5 for 6/-.
DINGHY Tx CHASSIS (partly stripped), 7/6 to clear.

RADIO EXCHANGE CO.
14 ST. MARY'S STREET, BEDFORD
Phone 5568

DO YOU KNOW

That we can supply any items from our stock on Hire Purchase Terms ?

This includes :

- Complete or Part kits for any Radio or TV Circuit.
- Cathode Ray Tubes.
- Test Equipment.
- Eddystone Receivers.
- Tape Decks and Amplifiers.
- Tape Recorders.
- Gramophone Equipment.

We shall be pleased to quote for any item you require.

WRITE NOW for leaflet giving full details of our H.P. Scheme.

WATTS RADIO

(Weybridge), Ltd.

8, Baker Street, Weybridge, Surrey
Telephone : Weybridge 2542


IMPORTANT NEW FEATURES

Give Simpler Handling and Even Better Reproduction with the

LANE

TAPE TABLE

MARK IV



THREE HIGH GRADE MOTORS

provide fast forward run and 50 sec re-wind without unlacing tape.

POSITIVE SERVO BRAKING

on all functions. Spools remain locked when Table is disconnected from mains.

TWIN TRACK HEADS

gives one hour playing from standard 1,200ft. reel.

HIGH FIDELITY RECORD HEAD

of new design ensures "true-to-life" reproduction.

ONLY TWO CONTROLS

ON-OFF switch and Selector.


The Table is finished in quality stove enamel and the tape speed is 7½ in./sec. For use on 200-250 v. A.C. only.

PRICE
£17.10.0.

From your dealer or in case of difficulty write to:—

VERDIK SALES LTD.,

17 SHAFTESBURY AVENUE, LONDON, W.1



THESE STANDARD WIDE ANGLE COMPONENTS ARE USED IN THE "TELEKING" AND "SUPERVISOR"

Also for the conversion to 14" or 17" C/R tubes of all popular home-built televisors.



From all leading Stockists

ALLEN COMPONENTS LIMITED

Crown Works, Lower Richmond Rd., Richmond, Surrey
Telephone: Prospect 9013

Send 9d. and stamped addressed envelope for Circuit Diagram

FREE TO AMBITIOUS ENGINEERS!

This 144-page Book

Have you sent for your copy?



'ENGINEERING OPPORTUNITIES'

is a highly informative guide to the best-paid Engineering posts. It tells you how you can quickly prepare at home on "NO PASS—NO FEE" terms for a recognised engineering qualification, outlines the widest range of modern Home-Study Courses in all branches of Engineering and explains the benefits of our Employment Dept. If you're earning less than £15 a week you cannot afford to miss reading this unique book. Send for your copy to-day—FREE.

--- FREE COUPON ---
Please send me your FREE 144-page "ENGINEERING OPPORTUNITIES"

NAME
ADDRESS
.....
Subject or Exam that interests me
British Institute of Engineering Technology,
409B, Shakespeare House,
17119, Stratford Place, London, W.1

WHICH IS YOUR PET SUBJECT?

- Mechanical Eng.
- Electrical Eng.
- Civil Engineering
- Radio Engineering
- Automobile Eng.
- Aeronautical Eng.
- Production Eng.
- Building, Plastics, Draughtsmanship
- Television, etc.

GET SOME LETTERS AFTER YOUR

- NAME!**
A.M.I.Mech.E.
A.M.I.C.E.
A.M.I.P.E.
A.M.I.M.I.
L.I.O.B.
A.F.R.Ae.S.
B.Sc.
A.M.Brit.I.R.E.
CITY & GUILDS
GEN. CERT.
OF EDUCATION
etc., etc.

Free from distortion



E.M.G. STEEP-CUTTING INFINITELY VARIABLE FILTER

No other filter combines all the advantages of this model which are, briefly, to cut response above any desired level between 4,000 and 8,000 c.p.s. at an average steepness of 30 db. per octave, easy fixing (connects between 15 ohm speaker and amplifier output), robust construction, no distortion or appreciable loss of volume. Recommended for reducing surface noise on '78' records, cutting 'edge' on some L.P. records, and eliminating high-pitched interference on radio. Price £4/10/0. Leaflet on request.

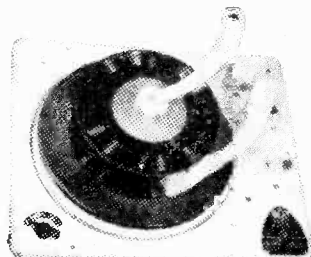
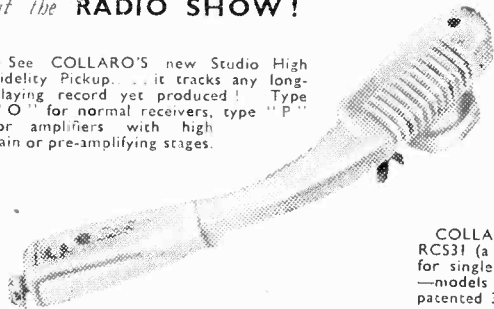
EMG LTD. 6, NEWMAN ST., OXFORD ST., LONDON, W.1.
Tel: MUSEum 9971-2-3

BIET

THE WORLD TURNS TO **COLLARO** **QUALITY PRODUCTS**

STAND 35 DEMONSTRATION ROOM D. 6.
at the **RADIO SHOW!**

See COLLARO'S new Studio High Fidelity Pickup... it tracks any long-playing record yet produced! Type "O" for normal receivers, type "P" for amplifiers with high gain or pre-amplifying stages.



COLLARO'S '53 Series of Record Changers... models RC531 (a non-mixing changer) and RC532 (a mixing changer) for single-speed operation; and their 3-speed equivalent—models 3RC531 and 3RC532, which incorporate the new, patented 3-speed drive, and the new speed change control.

SEE THEM ON STAND 35 AT THE RADIO SHOW!
COLLARO LTD., Ripple Works, By-Pass Road, Barking, Essex
Telephone: Rippleway 5533. Telegrams: KORLLARO, BARKING

G2AK This Month's Bargains G2AK

MULTI-METER BASIC UNIT.—400 Microamp. F.S.D., scaled 8 ranges A.C./D.C. volts, HI and LO ohms, complete with rectifier made by Triplett U.S.A. Only 32/6 Post Free.

SHADED POLE MOTORS for tape recorders or gram units. With voltage tapping plate 200/250 volts, 3-hole fixing. Our price 12/6 ea. or 21/- pair. Post and pkg. on either 1/6

SPECIAL TRANSFORMER OFFER.—Pri. 115, 210, 240v. Secs. 260/260 v. 100 mA., 6.3 v. 3 A. and 6.3 v. 1 A. for 6X5 rectifier. Universal mounting. Limited quantity. 17/6 ea. post free.

Special Offer. T.V. 1in. Coaxial Cable, 11d. yd. or 9/6 per doz. yds., or 9d. per yd. in 100-yd. coils. P. & P. 1/6.

Special Valve Offer. Kit of 4 midgeet valves 1.4 v., 1 each 1S5, 1R5, 1T4 and 1S4. 30/- or 8/6 ea. separately. 807's 12/6 ea. or 4 for 45/-.

Speakers. W.B. 2 1/2 in., 18/6. Phillips 3 in., 15/- Eiac 5 in. and 6 1/2 in., 17/6. Celestion 10 in., 27/6. P. & P. 1/-.

L.T. Transformers. 230 v. Primaries. 12 v. 1.5 A., 12/6; 6.3 v. tapped at 4 v. 1.5 A., 8/-; 6.3 v. 2.5 A., 12/6; 6.3 v. 6 A. and 5 v. 4 A., 25/-.

Twin Feeder, 300 ohm 150 watt rating, 6d. yd. Minimum quantity, post free, 20 yards; otherwise, P. & P. 1/6.

Morse Practice Sets, with double action buzzer, output for phones, excellent key, require only 4 1/2 v. battery. As new, 7/6 ea. P. & P. 1/-.

Germanium Diodes, B.T.H., 2/-; G.E.C., 2/6 ea.

Potentiometers. Carbon, 50 K., 100 K., and 1 Meg. Spindle Type, 1/6 ea.; 25 K. and 1/2 Meg., Pre-Set Type, 1/- ea.; Wire Wound 20 K. Spindle type, 2/-; 20 K. and 50 K. Pre-set, 1/6 ea.

Postage free on all orders over £1 except where specifically stated. **PLEASE PRINT YOUR NAME AND ADDRESS.**

C. H. YOUNG, G2AK

All callers: 110 Dale End, Birmingham (CEN. 1635)

Mail Orders: 102, Holloway Head, Birmingham 1 (MID 3254)

NEW ALUMINIUM CHASSIS

Well constructed full box type, with four sides. Trade enquiries invited.



| | | | |
|----------------|-----|-----|------|
| 6 x 3 x 2 | ... | ... | 3/9 |
| 7 x 4 x 2 | ... | ... | 4/2 |
| 9 x 5 x 2 1/2 | ... | ... | 6/0 |
| 10 x 6 x 2 1/2 | ... | ... | 7/4 |
| 10 x 8 x 2 1/2 | ... | ... | 8/3 |
| 12 x 9 x 2 1/2 | ... | ... | 9/- |
| 14 x 9 x 2 1/2 | ... | ... | 10/- |
| 16 x 8 x 2 1/2 | ... | ... | 11/6 |

Please add 6d. Package and posting.

The 9-90 S.W.3. All parts including ready-drilled chassis and specified components from stock. S.A.E. for complete price list.

SPECIAL FOR THE MODERN CONSTRUCTOR



The new "SOLO" 625.

Miniature instrument soldering iron, 220/240v., 25 watts, 3/16 in. dia., detachable pencil bit. Overall length, 9 in.

Complete with flex, only 19/8.


All enquiries to

HOME RADIO OF MITCHAM

187, London Road, Mitcham, Surrey. MIT 3282.

The "Eddystone" short-wave component specialists.

Introducing the **BURGOYNE** TYPE RGI 8 Valve Superhet



This new BURGOYNE 8-valve Radiogram Chassis will give you the finest reproduction of the modern long-playing record, and radio reception of world-wide coverage at top quality. Undoubtedly a unit for the Connoisseur. Come to the Radio Centre to see and hear this exceptional unit. You will want to possess it immediately—and you can—by using our easy hire purchase facilities.

NOTEWORTHY FEATURES INCLUDE

- ★ Extra large full vision coloured tuning scale. 11½ in. x 6½ in., fully illuminated.
- ★ Negative feedback.
- ★ Bass and treble controls.
- ★ Power supplies fully smoothed and incorporated on the main chassis.
- ★ Wavebands : 16-50 metres ; 190-550 metres ; 1,000-2,000 metres.
- ★ Magic eye tuning indicator.
- ★ 8 watts push-pull output.
- ★ Designed to obtain the best results from modern gramophone technique.
- ★ 8 valves.
- ★ Full guarantee.

H.P. TERMS : £7.14.0 Deposit with 12 monthly payments of 29/-, curr. and packing 7/6.

FOR EXPORT our price is £17.10.0 (less p.t.) and we specialise in speedy overseas shipment of this and all other equipments.



MAIL ORDER SUPPLY CO., The Radio Centre, 33, Tottenham Court Road, London, W.1.



CR50 BRIDGE

14 Ranges.
Linearscale.
200/250 volt
A.C. mains
operation.
Condenser
leakage test.
Internal
standards
of 1%. Fully
guaranteed.

The **MODEL CR50 BRIDGE** measures capacitance from 10pFd to 100mFd and resistance from 1 ohm to 10 megohms in 14

ranges, having a total scale length of 120 inches. Indication of balance is given by Magic Eye fed from a high gain pentode. Specially designed for bench use with case and panel of steel, finished black crackle. Entirely complete with all valves and full instructions.

SPECIAL REDUCTION of 9/6 for one month only to introduce this C.R. Bridge to readers of "P. W." List Price is £4-19-6d. Reduced to £6-10-0, carriage paid, for ONE MONTH ONLY.

Terms : Cash with Order. If not completely satisfied, return within three days and money refunded. Write for quotation. Special reduction for quantities.

SEND £6-10-0 NOW to
GRAYSHAW INSTRUMENTS
54, OVERSTONE ROAD, HARPENDEN, HERTS.

METER BARGAINS

2 for 10/- Carriage Paid (1 100 mA. F.S.D. 1 4 Amp T. Coupled 2in. dia.)
CANNOT REPEAT. 2in. 1 M.A. F.S.D. 12"-

Post Free
ASSORTMENT OF RADIO PARTS IN TRANSIT CASE
£1 WORTH FIVE TIMES THE COST

(Includes Meters, Valves, Condensers & Resistors, etc., 30, 50, 100, 300, 500 mA. M.C. all at 5/6 each. .5, 1, 3.5, 4 amp. T.C. Meter, all at 5/6 each. Pen 220 Pen 46 Pen 45 v. 8 mfd. 2.6. 8+8 mfd. 3/9 16+16 mfd., 4.6. Dubilier Drillitic 16 mfd. 500 v., 3/9

£4 ARGUS VALVE SET (21) £4
VALVES

6/3 VALVE BARGAIN 6/3
EF50 Red (Syl.)

| | | | | | | | |
|-------|------|---------|------|---------|------|-------|------|
| EA50 | 2/- | ECC32 | 6/- | 12SH7 | 4/6 | ML6 | 5/- |
| VR91 | 5/- | 5U4G | 9/6 | S110A | 6/- | VR21 | 9/- |
| EB33 | 7/6 | IT4 | 8/- | KT66 | 12/6 | 6V6 | 10/- |
| EL50 | 7/- | 6SK7 | 4/9 | PT15 | 7/- | KT44 | 6/6 |
| ECC21 | 6/- | S130 | 6/- | Pen 220 | 4/- | DI | 2/- |
| 5Z4 | 10/- | 6Y8 | 9/6 | Pen 46 | 5/6 | VU120 | 4/- |
| IR5 | 8/- | 6K7 | 7/- | VU508 | 2/6 | EL32 | 7/6 |
| 6SH7 | 4/9 | HL2K | 2/6 | EB34 | 2/- | TT11 | 3/6 |
| EK32 | 7/6 | 1290A | 5/6 | VU111 | 3/- | 9001 | 5/- |
| 6K8 | 12/6 | U22 | 6/6 | EF8 | 7/- | U10 | 9/- |
| 6Q7 | 9/6 | SP4 | 2/6 | EC54 | 5/- | 354 | 8/- |
| SG215 | 2/6 | EF133 | 9/6 | 954 | 3/- | 807 | 7/6 |
| 3D8 | 5/- | EF39 | 3/- | VU39 | 10/- | 6X5CT | 7/6 |
| MU2 | 7/- | EF54 | 6/- | LS5 | 8/- | 6L6M | 12/6 |
| SP61 | 2/6 | 955 | 5/- | 12S7 | 4/6 | CV73 | 5/- |
| VR116 | 4/- | FW4/500 | 10/- | 6X5G | 7/6 | 6AC7 | 7/6 |
| EF36 | 4/6 | EF91 | 8/- | 6L6G | 12/6 | 21D2 | 8/6 |
| EC52 | 5/- | | | | | | |

RESISTORS.—Carbon 1, 1, 2 watt, £1 per 100. All other types w. wound, etc., in stock. 25 73, 1156. Receiver Complete with Valves, 27/6.

P.R.R.—Complete Receiver. 15/- each.

POTENTIOMETER.—All values to 2 meg., 2/6 each

VINER'S (Middlesbrough)
Radio Electrical

26, EAST STREET, MIDDLESBROUGH
Tel. : (MID) 3418.

If it's Components

AMPLIFIER CABINETS
BRIMSTORS
CABLE PLUGS
CHASSIS
CHASSIS CUTTERS
CHOKES
COAX CABLE
COAX FITTINGS
COILS
COIL CAN-FORMERS
COIL PACKS
CONDENSERS
CRYSTAL DIODES
E.H.T. UNITS COILS
FEEDER CABLE
FOCUS UNITS
FUSE HOLDERS
GROUP BOARDS
HEADPHONES
I.F. FILTERS
INSTRUMENT WIRES
ION TRAPS
INSTRUMENTS
KNOBS
LINEARITY CONTROLS
LINE CORD
LOUDSPEAKERS
MAINS DROPPERS
METAL RECTIFIERS
MICROPHONES



NUTS AND BOLTS
PAK TUBE
PICK-UPS
POTENTIOMETERS
PUBLICATIONS
PULLEYS DRUMS
RECORD PLAYERS
RECORDING HEADS
RECORDING TAPE
RESISTORS
SCALES AND DRIVES
SCREWDRIVERS
SOLDERING IRONS
SPOT WOBBLERS
STUDDING
TAPE DECKS
TERMINAL PANELS
TOGGLE SWITCHES
TRIMMERS
TRIMMING TOOLS
TRANSFORMERS
TUBE MASKS
TUBES
VALVE CANS
VALVEHOLDERS
VALVES
VIBRATORS
VIEWMASTER PARTS
VOLT SELECTOR PANELS
WAVECHANGE SWITCHES

Write now for

CATALOGUE NO. 12 PRICE 1/-
● 70 PAGES ● 250 ILLUSTRATIONS

RADIO SERVICING CO.

82 SOUTH EALING ROAD, LONDON, W.5.

Next to 5th. Ealing
Tube Station

EALing 5737

SOUTHERN RADIO'S WIRELESS BARGAINS

TRANSMITTER-RECEIVERS (Walkie-Talkie) Type 38 Mark II. Complete with 3 Valves, Microphone, Headphones and Aerial. Less Batteries. Guaranteed fully and ready for use. £4 15s. post paid. Extra Junction Boxes for above. 2/6.

TRANSMITTER-RECEIVERS No. 18 Mark III. Complete with all Valves but less Batteries and attachments. Guaranteed Ready for Use. £7 17s. 6d. Carriage Paid. No. 18. Mark III. BRAND NEW Complete in original packing cases with ALL attachments and full set of Spares including duplicate Set of Valves (Less Batteries). £15.

TELESONIC 4-Valve Battery Portable. Complete with 4 Hivac Valves. Contained in Metal Carrying Case. Easily Convertible to Personal Portable. Brand New. £2, including Conversion Sheet and Post.

RECEIVERS R109, COMPLETE WITH 8 VALVES. Vibrator Pack for 6-Volts. Contained in metal case with built-in Speaker. 1.8 to 8.5 meg. GUARANTEED. £7. Carriage Paid.

MINISCOPE, G.E.C. M681B, BRAND NEW, COMPLETE IN CARRYING CASE WITH PLUGS. £12 10s.

RESISTANCES, 100 Assorted useful values wire-end. 12/6.

CONDENSERS, 100 Assorted Mica and Tubular. 15/-.

LUBBRA HOLE CUTTERS, Adjustable 1in. to 3 1/2in. For use on Wood, Metal, Plastic, etc.. 5/9.

THROAT MICROPHONES, Brand New Magnetic with Long Lead and Plug. 4/6. American Type. 4/6.

PLASTIC MAP CASES, 1 1/2in. by 10 1/2in. 5/6.

STAR IDENTIFIERS, Type I. A-N. Covers both Hemispheres. Complete in case. 5/6.

WESTCOTERS Wx8 and W12, 1/- each.

MARCONI AERIAL FILTER UNITS (P.O. Spec.). 4/6.

CONTACTOR TIME SWITCHES, 2-impulses per sec. Complete in Sound-proof case. Therm Control. 11/6.

REMOTE CONTACTOR for use with above. 7/6.

SPECIAL OFFER TO EXPERIMENTERS, TWELVE METERS and AIRCRAFT INSTRUMENTS. Only needs adjustments or cases broken. TWELVE INSTRUMENTS (including 3 Brand New Aircraft Instruments). 35/-.

Full List of Radio Books 21d.

HUNDREDS OF FURTHER LINES FOR CALLERS.

SOUTHERN RADIO SUPPLY LTD.

11, LITTLE NEWPORT STREET, LONDON, W.C.2

GERard 6653


DIRECT FROM THE MANUFACTURER

DULCI RADIO/RADIOGRAM CHASSIS

Built to Highest Technical Standards

FULLY GUARANTEED

All chassis 11in. x 7in. x 8in. high. Latest type valves 6BE6, 6BA6, 6AT6, 6BW6, 6X4. Flywheel tuning Negative feedback over entire audio section. Engraved knobs. 3 tone positions for radio and gram.



For A.C. Mains, 100/120 and 200/250 volts

Model B3.—Long, Medium, Short 5 Valves. Output 31 watt **£12/12/0**

Model B3.—Plus Push Pull Stage 6 Valves. Output 6 watt **£15/15/0**

Model B3.—Double Feature with P Pull & R.F. Stage. 7 Valves. Output 6 watt **£18/18/0**

Model B6.—Six Waveband, Med. Long, 4 Short Bands bread. 5 valves. Output 31 watt **£15/15/0**

Model B6.—Plus Push Pull Stage 6 Valves. Output 6 watt **£18/18/0**

Model B6.—Double Feature with P Pull & R.F. Stage. 7 Valves. Output 6 watt **£23/2/0**

ALL PRICES TAX PAID

Escutcheon for 9in. x 5 1/2in. dial. 4/9 extra. Matching speakers P.M. Type 3 ohms, 8in. or 10in. available. Chassis sent under money back guarantee conditions against remittance. Free particulars from the manufacturers.

THE DULCI CO. LTD.,

99 VILLIERS RD., LONDON N.W.2. Telephone: Willesden 7773

Tracking 2000g at 10 grammes maximum stylus pressure



Pick-up tracking capabilities now have to be of a substantially higher order than those for 78 r.p.m. records, and are likely to become even more critical. This sets a difficult problem for pick-up manufacturers.

Cosmocord, with the very helpful co-operation of the Decca Record Company, have recently made a detailed examination into the optimum tracking requirements that could arise in modern types of microgroove records.

This was done in order to establish a basis for the design of pick-ups that would not only satisfy the requirements of all records at present available to the public, but if possible anticipate future developments within the limits as set out in the recently published British Standard Specification (B.S.1928 : 1953).

THREE FACTORS

The three important factors that had to be considered by Cosmocord in designing such a pick-up were minimum groove width, maximum lateral displacement and maximum stylus tip acceleration.

The minimum groove width as laid down by the British Standard Specification is .002in. The conditions existing in a record giving up to 30 minutes playing time per 12in. side are well demonstrated in the accompanying scale drawings. For simplicity's sake, the groove angle has been shown as 90° and the radius at the bottom of the groove has been left out, as at .0003in. maximum it has no effect. Three pick-up stylus radii are shown, the nominal .001in. radius (Fig. 1) and its upper and lower limits of .0012in. and .0008in. (Figs. 2 and 3 respectively) according to British

Standard Specification. It can be seen that the .001in. radius has .0004in. wall above its point of contact, whilst the .0012in. radius has no more than .0002in. This does not take into account the pinch effect which can reduce the margin by .0002in. at 5,000 c/s.

PRACTICAL CONSIDERATIONS

In order to arrive at maximum possible displacement, some assumptions have to be made that are dictated by practical considerations. Working on the basis of 200 grooves per inch the maximum possible displacement (d) is .003in. At a frequency of 40 c/s. this displacement corresponds approximately to a maximum velocity of 2 cm/sec. ($v=2\pi fd$).

Accepting the recording characteristics of the Decca Long Playing test record No. LXT 2695 as typical for commercially produced long playing records, the maximum velocity and corresponding acceleration at 10,000 c/s. can be calculated. According to the record specification the recording pre-emphasis at 10,000 c/s. relative to 40 c/s. is +24.4 db. and this gives a velocity of 31.6 cm/sec. and a corresponding displacement of

$$.0002in. \left(e = \frac{v}{2\pi f} \right)$$

It further follows that expressed in gravitational units the acceleration at 10,000 c/s. may be as high as

$$2,000g \left(g = \frac{ef^2}{10} \right) \text{ where } e = \text{displacement} = .0002in. \text{ and } f = 10,000 \text{ c/s.}$$

WHAT OF THE FUTURE ?

It may be only a question of time before these conditions appear on commercially produced records, but Acos "Hi-g" series of pick-up cartridges already meet, here and now, any likely future development of gramophone records within the B.S. 1928 : 1953 specification.

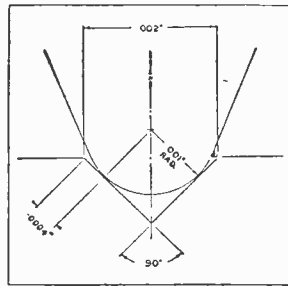


Fig. 1

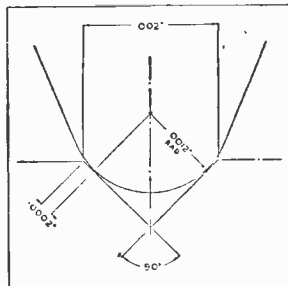


Fig. 2

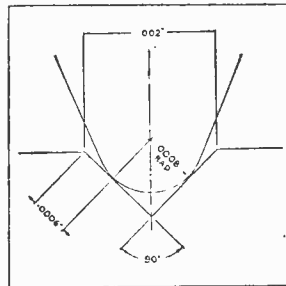



Fig. 3



always well ahead

COSMOCORD LTD., ENFIELD, MIDDXX.

ACOS devices are protected by patents, patent applications and registered designs in Great Britain and abroad.



21st BIRTHDAY NUMBER

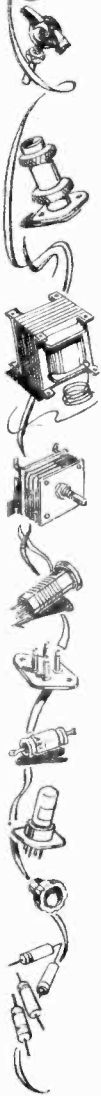
Every Month
Vol. 29 : No. 564
Oct. 1953

Practical Wireless

EDITOR
E. J. CAMM

"P.W." COMES OF AGE!

By THE EDITOR



THIS issue, specially enlarged to signalise the occasion, celebrates our twenty-first birthday. Since September 24th, 1932, when the first issue saw the light of day, this journal has appeared continuously, first as a weekly until July 27th, 1940, and then as a monthly. The intense paper shortage of the war years caused us, in common with all other newspapers and periodicals, to shrink in size. But notwithstanding the production and paper difficulties of the war years we appeared promptly each month and, for the duration of the war, our issues contained features which helped to train the radio and radar personnel for the Services.

The history of this journal is told in other pages, but it is fitting in this place to acknowledge with gratitude the large number of congratulatory messages we have received from readers and from the trade. The coming of age of "P.W." is a tribute to the soundness of its editorial policy.

It fought the keenest possible competition when it was launched, but readers as well as advertisers soon realised that here was a journal which differed from most of the others. Only those parts used in the prototype were nominated in the parts list. These components were recommended whether the manufacturers of the particular components advertised or not, and in the long run this has proved to be a sound policy. We took particular care to see that only straightforward advertisers' announce-

ments appeared in our pages. We guaranteed our receivers as well as the integrity of our advertisers. That initial policy remains to-day, and we see no reason to depart from it.


In the course of these twenty-one years this journal has sponsored many innovations and been responsible for improving the design of receivers. We introduced the chassis-type of receiver in which the bulk of the components could be tucked away out of sight. We sponsored the guaranteed circuit; transfer prints; data sheets; free booklets for beginners; the pocket radio tool kit, to mention but a few of the steps we took to provide constructors with a reliable periodical.

Its birthday coincides with the Radio Show and this issue, therefore, has been greatly enlarged to accommodate our many special Birthday features, without reducing the space devoted to our Show Report.

We acknowledge with sincerity the great services rendered to this journal by the staff (most of whom have served it from the start) and by its contributors. Most of those, too, have regularly contributed from the first issue.

Radio has undergone a momentous metamorphosis since 1932. Radar, television and the many allied branches of electronics now comprise an industry of great national importance.

This journal, therefore, has a greater mission to fulfil than ever before and with this twenty-first Birthday number it dedicates itself anew to its readers and the trade.—F. J. C.



ROUND THE WORLD OF WIRELESS



In his appointment, Mr. Trier will direct the electronics laboratory and be responsible for work in the fields of communications,

V.H.F. System in Oil Tankers
PROVIDING facilities for direct speech communication from ship to shore up to a distance of twenty-five miles, very high frequency radio-telephone equipment, supplied by the Marconi International Marine Communication Co., Ltd., is to be installed in nine oil tankers of the Shell fleet, and in two shore stations. The system, when installed, will not only enable berthing arrangements to be discussed while a vessel is still at sea, but will also provide "telephonic" communication with the shore when the ship is lying off the end of a long jetty.

The two shore stations will be at Shellhaven, on the Thames, and Pernis, Rotterdam.

Daventry Transmitter

THE BBC regrets that the development of an unusual

fault in the aerial system of the transmitter at Daventry carrying the Third Programme on 464 metres made it necessary to bring the reserve aerial into operation and to reduce the power to approximately 60 kW.

The consequent reduction in signal strength is not likely seriously to affect listeners who receive the Third Programme from this transmitter unless they live at considerable distances from it. At such distances there may also be some fading after nightfall because the reserve aerial is not of advanced anti-fading design as is the main one.

Mullard Research Laboratories

MR. P. E. TRIER, M.A., and Mr. G. Knott, M.A., A.M.I.E.E., have been appointed joint managers of the Mullard Research Laboratories.

radar, special circuit techniques, particle accelerators, special components and materials, valve applications, ultrasonics, and metal physics. He will also act in the capacity of plant head.

Mr. Knott was placed in charge of the Mullard Vacuum Physics Laboratory when it was formed in 1946. He will continue to direct the work of this laboratory in his new appointment, and will be responsible for V.H.F. valves, gas discharge tubes, and photo-electric devices.


Weather Station

THE Sudan Meteorological Service established the first radio-sonde and radar wind station in Khartoum earlier this year. Since March 1st, the Sudanese operators have been producing a daily sounding of upper air temperatures and winds. British-type ground equipment and radio-sondes being used.

Broadcast Receiving Licences

THE following statement shows the approximate number of sound receiving licences issued during the year ended June, 1953. The grand total of sound and television licences was 12,964,065.

| Region | Number |
|--------------------------------|-----------------------|
| London Postal | ... 1,719,179 |
| Home Counties | ... 1,457,880 |
| Midland | ... 1,310,622 |
| North Eastern | ... 1,704,619 |
| North Western | ... 1,339,661 |
| South Western | ... 1,025,634 |
| Wales and Border | ... 666,496 |
| Total England and Wales | ... 9,224,091 |
| Scotland | ... 1,111,098 |
| Northern Ireland | ... 213,571 |
| Grand Total | ... 10,548,760 |



Receiving, measuring and plotting the signals from the radio-sonde transmitter at the Sudan Meteorological station in Khartoum.

Agricultural Repair Scheme

A FIRM of agricultural machinery agents, at Evesham, have fitted their repair service vans with two-way radio, enabling mechanics to keep in touch with headquarters while engaged on jobs in distant farms.

As the firm operates over an expansive and highly mechanised area, the scheme saves a great deal of time: the vans can be directed from one breakdown to another.

Channel Swimmers Broadcast

WHILE actually swimming in mid-channel the competitors in the Butlin's mass swimming competition spoke personally to the control centre situated on board the "John McLeod"—a 160-ton motor vessel which carried Mr. Billy Butlin and other officials.

This entirely new innovation in cross-channel swimming was made possible by the use of Pye "Reporters"—radio-telephones which are equipped with the normal handset—one of which will accompany each of the swimmers.

Obituary

IT is with regret that The Marconi International Marine Communication Co., Ltd., announces the sudden death of Commander Quinton H. Bullard, until a month ago managing director of its associated company Marconi (South Africa), Ltd. He had recently been in ill health, and was travelling by train on Tuesday July 28th, when he died of a heart attack as the train, the Orange Express, was approaching Wellington.

Commander Bullard began his career in communications with the South African Post Office and later joined Cable and Wireless, Ltd.

Commander Bullard, who was 51 at the time of his death, leaves a widow, three sons and a daughter. Their home is at Ocean View, Bantry Steps, Bantry Bay, Cape Town.

B.I.R.E.

THE following institution meeting will be held during September, 1953:

London Section.—Wednesday, September 30th, at 6.30 p.m. London School of Hygiene and Tropical Medicine, Keppel Street, (Gower Street), London, W.C.1. "The Impact of Communication Theory on Television." D. A. Bell, M.A., B.Sc., Ph.D.

A programme booklet giving details of the meetings of all sections of the institution will be published during October. Copies may be obtained from the Publications Officer, Brit.I.R.E., 9, Bedford Square, London, W.C.1. price 4d., post free.

I.P.R.E.


A NORTH-WEST section of the Institute of Practical Radio Engineers was inaugurated at the Grand Hotel, Manchester.

Telecommunications Commission (Australia). These new services are linked at each end to the respective local telephone systems.

Expenses Higher

IT is expected that the BBC will find their Radio Show expenses rather higher than at first calculated.

In the large Earls Court television studio, which can accommodate a thousand people, continuous all-day rehearsals and broadcasts



While engaged on a tractor repair at a farm near Cheltenham, mechanic G. James receives instructions for another job by two-way radio.

on July 29th, with an initial membership of 82.

Officers elected were D. Medwell, chairman; H. Budworth secretary; with a supporting committee consisting of Messrs. A. Davies, J. Miller, H. Price, and D. E. Richardson. The address of the secretary is 466, Holden Road, Leigh, Lanes.

New Radio-Telephone Services

ADDITIONAL radio-telephone services are now available in the Middle East and Pacific areas. In the Middle East, a new service is now open for public use between Amman and Cairo, operated by Cable & Wireless, Ltd., in Amman and by the Egyptian Marconi Company in Cairo.

In the Pacific, a new service links Suva, Fiji, with Sydney, Australia. It is being operated at Suva by Cable & Wireless, Ltd., and at Sydney by the Overseas

will be seen by visitors to the show. Because of this, radio and television musicians have demanded that the rehearsals be treated in the same way as actual performances and that full rates be paid for both.

Third Programme

STARTING on Sunday, September 27th, and continuing throughout the winter months, the Third Programme is to open on Sunday afternoons at 3 p.m. To meet the additional cost the service will close daily at 11.30 p.m.

A full-length play or opera will normally fill the greater part of this extra three hours of programme time each Sunday.

On the first four afternoons the complete cycle of "The Ring" will be given from new recordings made at this year's Wagner Festival at Bayreuth, beginning on September 27th with "Das Rheingold."

Twenty-one Today

A SELECTION OF MESSAGES OF CONGRATULATION FROM LEADING MEMBERS
OF THE RADIO INDUSTRY

From Mr. A. H. Whiteley (Director of Whiteley Electrical Radio Co. Ltd.).

"CONGRATULATIONS upon the 21st birthday of PRACTICAL WIRELESS.



MR. A. H. WHITELEY

"I well remember your first issue at a time when there were many other similar journals, but with your practical and unique way of editing PRACTICAL WIRELESS you have gone from strength to strength, and in a way it is the only radio journal which does appeal to all sections of the community.

Long may your success continue.

From Mr. H. Freeman (The National Publicity Co. Ltd.).

"AS one who has for over 30 years been associated with the advertising side of radio it is a very great pleasure to send to you and the publishers of PRACTICAL WIRELESS my heartiest congratulations upon your journal attaining its 21st birthday.



MR. H. FREEMAN

"Your consistent policy of fostering the growth of home-construction of radio sets ranging from the humble crystal receiver to the ultra short-waver and transmitters for the amateur is, I am sure, responsible in a great degree for the ever-increasing popularity of PRACTICAL WIRELESS.

"All associated with its production have every reason to be proud of the wonderful growth of your widely-read journal."

From Mr. G. J. Freshwater (Controller of Advertising for Electrical & Musical Industries, Ltd.).

"MAY I add my congratulations to the thousands you will receive on the occasion of the 21st birthday of PRACTICAL WIRELESS.

"The great British radio industry as we all know it to-day was founded upon the fine work done by the few pioneer publications such as PRACTICAL WIRELESS.

"Tall Oaks from little Acorns Grow... you were certainly one of the acorns from which our present industry grew. It has been good to see you prosper with it. I wish you a fine future."



MR. G. J. FRESHWATER

From Mr. C. Barwell (Publicity Manager, Mullard Ltd.).

"IN an age of mass-produced technical products, the amateur constructor is often regarded as a phenomenon. How far this is from the truth can be judged by the ever-increasing popularity of PRACTICAL WIRELESS.

There is a great need to-day for the encouragement of individual crafts and skills, not only because self-expression is a good thing in itself, but also because the very character of British industry and enterprise is dependent upon a plentiful supply of practical and inventive minds.

For 21 years PRACTICAL WIRELESS has been a source of interest and inspiration for thousands of radio enthusiasts, and it has influenced many



MR. C. BARWELL

a young man in his choice of a career:

As one who has known PRACTICAL WIRELESS all its life, I offer my congratulations on an outstanding journalistic achievement, and sincere wishes for its continued success."

From Mr. R. Arbib (Director of Multicore Solders Ltd.).

"I REMEMBER distinctly the issue of the first number of PRACTICAL WIRELESS at a time when the 'constructor' market was generally considered to be coming to an end, and the foreboding that another journal devoted to home constructors could not possibly be a success. The passage of a very few years, and the absorption by your journal of the other papers one after another, showed how conclusively your editorial policy was justified.

"I have always held the opinion that PRACTICAL WIRELESS has undertaken a great service to the radio industry as a whole. Besides keeping home-constructors up to date with new developments, I am certain that it is the radio enthusiasts who are often responsible for recommending to non-technical friends the complete domestic type television and radio receivers which are made by the leading manufacturing firms in the industry.

"It scarcely seems possible that 21 years have elapsed since the Number One issue, and on behalf of all the members of my company I send you very sincere congratulations and all good wishes for the future."

Long may you continue your good work, in your progress towards what you undoubtedly will achieve—your centenary.



MR. RICHARD ARBIB

From Mr. F. H. Barnes (Publicity Manager of The Telegraph Condenser Co. Ltd.).

"FOR a journal to have covered 21 years of continuous publication is in itself an achievement of no small order: when for the whole of that period it has been under the direction of its founder, the achievement is two-fold. I congratulate both the paper and its editor."



MR. F. H. BARNES

From Mr. H. W. Read (Whiteley Electrical Radio Co. Ltd.).

"HEARTIEST congratulations on achieving 21 years of continuous publication.



MR. H. W. READ

"I have always admired the wealth of information to be regularly found in your journal, and the instructive articles which have been responsible for creating and maintaining the interest of the amateur constructor."

From Mr. A. Schumann (Director of Cosmocord, Ltd.).

"THOSE of us who have been brought up with radio—who have known it since the days of "Whittle" and "cat whiskers"—have a special affection and respect for PRACTICAL WIRELESS. Then—and even now—it was more than a publication: it was our private mentor and personal guide to the unfolding mysteries of an exciting new discovery. We were much younger then, and I feel that many who essayed their first hook-up with the help of "P.W." are now among the leading minds of what we now call "electronics."

All of us at Cosmocord congratulate the publishers most sincerely on maintaining that high



MR. A. SCHUMANN

standard and early enthusiasm which, I feel sure, will continue in the future."

From Mr. J. Bull (Managing Director of Electronic Precision Equipment, Ltd.).

"ON the occasion of the 21st birthday of PRACTICAL WIRELESS, may I compliment and congratulate you on doing so much to promote interest in electronics. As founder editor you must undoubtedly have done more than most to keep Britain ahead in the field of Radar, on the Services side, as well as in domestic radio and television.

I personally hope you continue for another 21 years."

From Mr. A. W. Allwright (Managing Director of Denco (Clacton) Ltd.).

"IN offering my sincere congratulations on this great event, "Your 21st Birthday," I also extend on behalf of my staff my equally sincere thanks to your technical and advertising staff who have done so much in fostering the growth of the amateur radio industry."



MR. A. W. ALLWRIGHT

From Mr. P. Moseley (Managing Director of Osnor Radio Products Ltd.).



MR. P. MOSELEY

"WE extend our greetings to the Editor and Staff of PRACTICAL WIRELESS, and congratulate all concerned on maintaining such a successful policy for 21 years."

From Mr. E. Lasky (Director of Lasky's Radio).

"CONGRATULATIONS to Mr. F. J. Camm and PRACTICAL WIRELESS. Keep up the good work." Re-



MR. E. LASKY

member, you fulfil a great need in the amateur world."

From John Clarricoats (General Secretary of the Radio Society of Great Britain).

"I CANNOT allow the occasion of the coming of age of PRACTICAL WIRELESS to pass into history without offering to you and those who are, or have been, associated with you, my most warm congratulations and best wishes for the future.



MR. J. CLARRICOATS

"Many members of the R.S.G.B. owe a great deal to PRACTICAL WIRELESS for having opened wide the door of scientific knowledge at a time when they were first showing an interest in radio as a hobby. They, in company with countless thousands of others, have helped to build up for PRACTICAL WIRELESS a tradition. New generations of readers will assuredly not fail to recognise the part you personally played in creating that tradition.

May PRACTICAL WIRELESS go from strength to strength.

From Vice-Admiral J. W. S. Dorling, C.B., M.I.E.E. (Director, The Radio Industry Council).

"MAY I add my own personal good wishes to your journal which is always very close to my heart because I myself started wireless as an amateur more years ago than I care to remember."



From Ernest R. Gilbert (Managing Director, Gilbert Advertising Ltd.).

"CONGRATULATIONS on attaining your 21st birthday, and I offer them with great sincerity. I have watched your progress from the start and admired your forthright policy. I would also like to pay tribute to the boundless energy and enthusiasm of Mr. F. J. Camm, which is quite undimmed as the years roll by."

Famous PW RECEIVERS

Practical Wireless
GUARANTEED
RECEIVER

THE very first receiver described in this journal was the Long Range Express Three, and it was the subject of our first blueprint. It was built in its thousands and we still receive queries concerning modifications to bring the receiver up to date. At that time most constructors' sets had all the components mounted in one plane on a baseboard. We made the bold move of introducing for it a metal chassis with sub-chassis wiring so that when finished the receiver had a professional appearance.

In all of our receivers we incorporated the very latest components and circuitry, and in most cases we were the first to do so. Older readers of the paper will recollect some of the boom sets we produced. In our very first issue there was the Dolphin Straight Three—a detector and 2 L.F. battery set. Apart from a very large number of simpler receivers in the course of 21 years we have published details of over 120 sets—an average of five a year. Of course, during the war years when components were not readily available the number of designs dropped. How many readers are still operating the Sonotone? The Bijou? The Argus Three? The Empire Short-

wave Three? The Soloknob Three? The Midget Two? The Selectone? All of these receivers were described in our first year of issue.

1933

In January, 1933 the Editor launched his famous "Fury Four," and it was a phenomenal success. It was produced in two versions—battery and mains—and for the first time in the history of radio journalism the whole of the front page of the *Daily Mail* was taken to advertise it. Similar advertisements appeared in most national and provincial newspapers. In 1933 iron-cored coils were introduced, and P.W. was one of the first in the field with the Ferrocort Q.P.P. Hi-mag Three. This was followed in the same year by the Supersonic Six, the A.C. Twin, the Beta Universal Four, the Featherweight Portable Four, the Radiopax Class B Four, the Pyramid Portable Two, the Three Star Nicore, the Arcady Portable Three, the Superset, the A.C. Three and the Orbit Three.

1934

In 1934 we produced the Leader Three, the Prima Mains Three, the Master Midget Two, the Atom Lightweight Portable, the Ubique, the Midget Short-wave Two, the All-Pentode Three, the first Three-valve Superhet, the £5 Battery Superhet, and the Hallmark Three.

1935

This was followed in 1935 by the Universal All-Mark Four, the Guinea Two-valver, the All-wave Silver Souvenir, the Cameo Midget Portable, the very first Two-valve Superhet, the Superformer Four, and the Four Pound Superhet Four.

1936

The year 1936 saw the production of the Monitor Three, the Prefect Short-wave Three, the Tutor Three, the Elf Midget Portable, the Midge Portable, the Limit All-wave Four, the Record and the Colt Battery Three.


1937

In 1937 the Qualitone Universal Four, the Beginner's Telectent Three, the Vitesse All-valver, the Parvo Flyweight Midget Portable, and the All-wave Corona Four.

1938

In 1938 there followed the 1938 Triband Three, the Acme All-wave Four, the Imp Four-valve Portable, the Sprite Three, the Hurricane All-wave Three, the Compass Portable Four, the Push-button Three, and the Push-button Four, the Trio-Pen Short-wave Two, and the Air Hawk Nine.


(Continued on page 614).



The P.W. Autogram incorporating a 3-speed autochanger which was described last year.

F.J. CAMM'S Coronet A.C. Four

FULL DETAILS OF OUR SPECIAL
BIRTHDAY SOUVENIR RECEIVER



THERE has been considerable controversy in the past as to the best type of circuit for a amateur construction. Many favour the straight or T.R.F. arrangement, whilst others claim that only a superhet can be considered suitable for modern conditions. Various reasons are given by the adherents of both arrangements, but it is found that the main argument which is put forward is that a T.R.F. circuit can be aligned without costly instruments, whereas to get the maximum performance from a superhet a signal generator or some similar instrument is necessary. Whilst this may have been true some years ago, it no longer applies, as manufacturers have been able to improve manufacturing tolerances, etc., and can supply coil

alignment may be made at the factory. For the benefit of newcomers it may be mentioned that in a superhet the frequency or wavelength of every station which is tuned in is converted into a new frequency. This new frequency is constant for any station, and thus the subsequent amplifiers may be "fixed tuned" to that frequency, and this means that additional amplification at the best frequency may be given to any station. When a receiver is designed to cover short, medium and long-waves a compromise has to be made between maximum gain and selectivity and, strictly speaking, the requirements at, say, the low end of the short-wave band are quite different from those in the middle of the medium-waves. If, however, we can find a frequency at which maximum gain can be obtained with a certain type of coil, then obviously if we could change the frequency of every station we tune to that frequency we shall obtain maximum performance. This is what the superhet does. Only two tuning coils, therefore, become necessary for each waveband, one on which the station is tuned on its correct frequency, and the other to tune a local oscillator to a slightly different frequency. The two are mixed and the resultant difference is

passed through two transformers tuned to that frequency. The result is a very selective circuit and high gain. It is essential, however, that the two tuning circuits are adjusted so that the correct difference is obtained on all parts of the tuning scale, no matter whether switched to short, medium or long waves, and this is where the main snag arises. However, Messrs. Roding Laboratories have arranged to produce a set of coils and the associated I.F.

transformers which are pre-aligned at their works and are thus sufficiently well matched that no additional work is required for all normal purposes.

A Full-size Blueprint of this Fine Receiver is given Free with every copy of this Issue.

The Circuit


We used a set of these components just as received and found the claims substantiated, and therefore decided that we could confidently produce a superhet design which would not have the drawbacks usually mentioned. In designing a receiver for home-construction there are two points which have to be considered—the receiver must be fairly simple to construct and must have a reasonably good appearance. In the Coronet receiver four valves have been used, the first a triode-hexode which is the frequency changer; the second an H.F. pentode which is the I.F. stage; the next a double-diode pentode which is the second detector and output stage, and the fourth the mains rectifier. It will be noted that this arrangement differs from the usual superhet in that the second detector and A.V.C. diodes are enclosed in the output valve, whereas they are usually found in the I.F. valve or a first L.F. stage where two such stages are employed. To bring the receiver within the reach of the newcomer the various components have been very carefully selected and reduced to a

minimum, with the result that the actual wiring up of this receiver should be no more than one evening's work. The Free Blueprint which is enclosed in this issue gives the theoretical circuit, a list of the parts which were used in the original, a drilling plan for the chassis, and a wiring diagram. From the illustrations on these pages it will be seen that a full-vision dial has been specified and this is a J.B. product of the fly-wheel or spin-wheel tuning type. It is accurately matched to the coils specified and thus station names may be followed in locating stations or the wavelength markings adopted when searching. It must be emphasised, however, that this dial will only hold good if the condenser and coils which we specify are used, and the wiring is carried out exactly as shown on the Blueprint. It must be remembered that stray capacities can affect results and only by using matched components can one be sure of correct lining-up. Messrs. Roding Laboratories can supply the coils, I.F. transformer and condenser and dial as a complete kit which will simplify your shopping difficulties. The mains transformer delivers an H.T. line of 250 volts which is smoothed by resistors instead of a choke. Experienced readers will know that usually the H.T. smoothing arrangements in a radio receiver consist of a large inductance choke and small value electrolytic condensers. Microfarads are, however, cheaper than inductances, and by using fairly low cost resistances with high value condensers adequate smoothing is effected and costs reduced. The layout is also simplified. It will be seen that a double $30 \mu\text{F}$ condenser is used across the 2,000

ohms resistor feeding the maximum H.T. points, and that a further 33,000 ohms resistor in conjunction with a $16 \mu\text{F}$ condenser is used to feed the screens of the first two stages. The decoupling thus provided, together with the smoothing and voltage dropping which result, ensures that the receiver is perfectly stable and hum-free.

Construction

The chassis, which measures 12in. by 9in. with $2\frac{1}{2}$ in. runners is a Denco product and is provided with special recesses on the runners by means of which the chassis may be fixed to the cabinet if desired. If an undrilled chassis is obtained the holes as shown on the blueprint should be cut. For the circular holes one of the special chassis-cutters such as the Osmor or Q-max will be found most suitable. These cut a clean hole without difficulty and it should be noted that similar large holes are recommended for the electrolytics. Some constructors simply drill small holes to clear the soldering lugs on these components, but it is better to leave ample clearance to avoid the risk of short-circuit, and if a chassis cutter is available it is not difficult to make these holes. The aperture for the mains transformer is slightly more difficult, but if marked out from the blueprint a series of holes may be drilled just inside the marked area with a $\frac{1}{8}$ in. drill and the



A three-quarter rear view of the completed receiver.

**SIMPLE
TO
BUILD**

centre piece then knocked out. The ragged edges should afterwards be cleaned up with a file. Alternatively, a $\frac{1}{4}$ in. hole may be drilled at each corner, and the rectangle cut out with an abrasive hack-saw blade. When the holes have all been drilled the work of assembly may commence. Valveholders should be fitted first, then the mains socket, aerial-earth socket and volume control, after which the I.F. transformers and mains transformer may be bolted down. The variable condenser should now be placed in its position and the dial held in its position to make certain that your fixing holes for these items are correct. The dial drive is provided with a self-aligning coupling which will compensate for slight inaccuracies but you may find it necessary to put a nut between the feet of the condenser and the chassis to lift it so that the spindle is truly horizontal and this will remove undue strain on the drive. The electrolytic condensers should be mounted and then some of the wiring may be carried out—leaving the coil pack until last so that there will be no risk of damage due to movement of cores, trimmers, etc.

Wiring

Commence wiring by linking up the heater connections and other direct wiring as shown on the wiring plan. Note that an earthing bus-bar has been employed in this model instead of taking earth connections to the nearest earthing bolt. This

arrangement produces a single earth point and avoids linkage of currents through the chassis which may lead to instability and impaired performance. It will be noted that the bus-bar is taken from the negative lug on the electrolytic condenser (which is not in direct contact with the case) to a soldering tag on the bolt holding down one of the I.F. transformers, and from here another wire is taken to the earth socket. The length of screened sleeving should be prepared by removing the insulation and sleeving from one end and wrapping this with cellulose tape or ordinary insulation tape so that the metal braid cannot come into contact with the inner lead. A top-cap connector should be attached to this end and the other end threaded down through the grommetted hole as shown and taken towards the volume control centre lug. A $.02 \mu\text{F}$ condenser has to be the linking medium between this lug and the lead and to make certain that the correct amount of lead is cut off, the EBL31 valve should be inserted in the V3 holder, the cap placed on the valve and then the chassis turned over carefully. The lead should now be cut so that it just reaches to the wire at the end of the $.02 \mu\text{F}$ condenser and the two soldered together with one end of the $470 \text{ k}\Omega$ lead joined on at the same time. The other end of this resistor should be joined to the sleeving and a short length of bare wire attached at the same time. In the plan these are shown as two separate points for clarity, but the two may be joined at one point to avoid unduly heating up the lead. The short lead is then taken to the heater socket of V1 as shown, and this acts as an anchoring point to prevent the screened lead from moving about. Finally, the coil unit should be placed



**EASY
TO
WIRE**

Another view of the receiver ready for plugging in.

in position and the locking nut tightened, taking great care not to use undue force but at the same time making certain that it cannot turn and develop an unwanted short-circuit. The wiring should now be completed, leaving the coloured leads on the coil unit exactly as they are. Do not cut them down to fit as this may upset the alignment slightly.


On the top of the chassis a short length of wire should be attached to the lug on the condenser farthest from the dial and the other end of this should be fitted with a screened top-cap connector. A similar connector should be attached to the green

ible lead taken through the grommet in the rear of the chassis and plug in a lead to the mains socket. Screw the terminal which comes with the mains transformer into the hole on the paxolin disc on the top which corresponds to your mains voltage. If your particular voltage is not marked, use the socket with the nearest marking above. That is to say, if your mains are 240, use the 250 volt socket, not the 230 volt one. Attach an aerial and earth lead, plug in the valves, and turn the waveband switch to medium waves (the centre position). Set the dial to approximately your local station, and then switch on.

Note that the combined volume control and switch should only be turned so that a click is heard and you should then wait for the valves to heat up. After a few moments a slight rushing should be heard from the speaker, but if a hum is heard switch off and check your wiring again. If there is no hum, but just the gentle rushing gradually turn up the volume control, at the same time turning the tuning control.

Results

The local should soon be heard and the volume control adjusted for best results. You can now tune to the short or long-wavebands and explore the various stations which may be heard in your locality, but do not be disappointed if you cannot at the first try hear dozens of short-wave stations. Climatic conditions have a great effect on short-waves, and it is possible to tune in some evening and not be able to hear a single station with the most powerful receiver.




An underside view of the receiver.

lead projecting from the top of IFT1. If panel lights are required a further hole should be drilled in the top of the chassis and a length of twin flex brought through this and attached to suitable bulbholders clipped on to the dial framework at the points provided. The other ends of the flex should be taken to the nearest valveholder, preferably VI and joined to pins 2 and 7.


When the wiring has been completed go over it to make certain that nothing has been omitted, no wrong connections made, and that there are no dry joints. It is always advisable, especially for the beginner, to scratch through the wiring on a blueprint as a wire is placed in position and this serves as a check for correctness and ensures that there are no omissions.

Testing

When quite certain that the wiring is correct, connect the loud-speaker to the two lengths of flex-



A plan showing the only wiring above chassis.



'AVO' Precision ELECTRICAL TESTING INSTRUMENTS

A dependably accurate instrument for testing and fault location is indispensable to the amateur who builds or services his own set.

| | |
|-----------------|---------------|
| D.C. Voltage | A.C. Voltage |
| 0-75 millivolts | 0-5 volts |
| 0-5 volts | 0-25 " |
| 0-25 " | 0-100 " |
| 0-100 " | 0-250 " |
| 0-250 " | 0-500 " |
| 0-500 " | |
| | Resistance |
| D.C. Current | 0-20,000 ohms |
| 0-2.5 milliamps | 0-100,000 " |
| 0-5 " | 0-500,000 " |
| 0-25 " | 0-2 megohms |
| 0-100 " | 0-5 " |
| 0-500 " | 0-10 " |

The UNIVERSAL AVOMINOR

(as illustrated) is a highly accurate moving-coil instrument, conveniently compact, for measuring A.C. and D.C. voltage, D.C. current, and also resistance; 22 ranges of readings on a 3-inch scale. Total resistance 200,000 ohms.

Size : 4 1/2 ins. x 3 1/2 ins. x 1 1/2 ins.
 Net weight : 18 ozs.

Complete with leads, interchangeable prods and crocodile clips, and instruction book.

Price : £10 : 10 : 0

The D.C. AVOMINOR

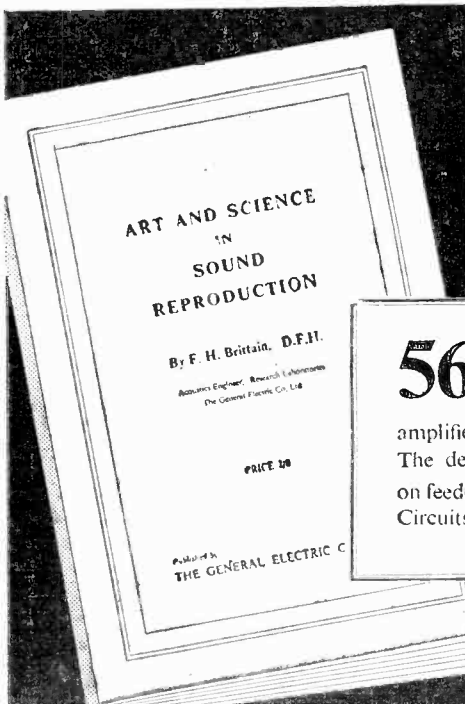
is a 2 1/2-inch moving coil meter providing 14 ranges of readings of D.C. voltage, current and resistance up to 600 volts, 120 milliamps, and 3 megohms respectively. Total resistance 100,000 ohms.

Size : 4 1/2 ins. x 3 1/2 ins. x 1 1/2 ins.
 Net weight : 12 ozs.

Complete as above
 Price : £5 : 5 : 0

GUARANTEE: The registered Trade Mark "Avo" is in itself a guarantee of high accuracy and superiority of design and craftsmanship. Every new AvoMinor is guaranteed by the Manufacturers against the remote possibility of defective materials or workmanship.

Sole Proprietors and Manufacturers —
AUTOMATIC COIL WINDER & ELECTRICAL EQUIPMENT CO., LTD.
 Winder House, Douglas Street, London, S.W.1.
 Phone : VICTORIA 3404-9



A new essential publication for your technical library!

Published by The General Electric Co. Ltd.

56 PAGES Reverberation and echo · The loud-speaker · Amplifiers for the high quality reproduction of sound · Design factors in high fidelity amplifiers · Notes on 6, 12, 14, 20 and 30 watt amplifiers · The design of the pre-amplifier and tone control · Notes on feeder units · Using the G.E.C. Metal Cone Loudspeaker · Circuits and full constructional details.

2/6

from the G.E.C.
DEMONSTRATION ROOM D9
 at the National Radio and Television Exhibition

THE GENERAL ELECTRIC CO. LTD., MAGNET HOUSE, LONDON, W.C.2

CLYDESDALE

Prices Slashed


T1154B TRANSMITTER UNIT

Medium High powered for C.W.-M.C.W.-R.T. 3 Ranges 10-5.5 Mc s, 5.5-3 Mc s, 500-200 kc/s. Complete with 4 valves, etc. In metal case 11 x 16 1/2 x 8 1/2 in. External Power Supply required.

ASK FOR P/ESA **39/6** Each CARRIAGE 7/6 EXTRA
Circuit 2/3

R1155 RECEIVER UNIT

Communications, D.F. and "Ham" 20, 40, 90, 5 ranges 18-7.5 Mc s, 7.5-3 Mc s, 1,500-800 kc s, 500-200 kc s and 200-75 kc s. Complete with 10 valves, SM drive, ME tuning, BFO, etc. In metal case 18 1/2 x 9 x 9 in. External Power Supply required.



VISUAL INDICATOR TYPE 1

Ref. 104/2. Dual reading Left Right DF meter for R1155. 2 1/2 in. Scale. Overall dim.: 3 1/2 x 2 1/2 in. In used condition.

ASK FOR P/H82A **12/6** Each POST PAID
1/00P AERIAL TYPE 17 10D 18950. NOT designed for R1155, but could be used. NO Housing, scaled 0-350 degrees. Wgt. 2 1/2 lb. ASK FOR P/H938 **21/-** Each POST PAID

JEFFERSON-TRAVIS UF 2

Transceiver Chassis. (U.S.A. made) Less valves, partly stripped by the M.O.S., also less Inductances, OSC connections. Original frequencies 60-75 Mc s. In black crackle cabinet 15 1/2 x 18 1/2 x 8 1/2 in. ASK FOR P/H518 **17/6** Each CARRIAGE PAID
Circuit 2/6.

BC-456 SPEECH MODULATOR UNITS

Part of SCR-274-N "Command" Equipment (U.S.A. made). Complete with valves 1625, 1215 and VR150 30 Transformers, Relays, etc. Less Dynamotor. Overall dim.: 10 1/2 x 7 1/2 x 4 1/2 in. Loose stored. ASK FOR P/E42 **27/6** Each CARRIAGE PAID
Circuit 1/3.

MODULATOR 169.

BRAND NEW. In original wood case. Contains: -CV7 Klystron and valves CV85, 5U4G, EF50, Metal Rectifiers, plus H.V. chokes and condensers. 80 v. 400 c/s Trans. Dim.: 18 x 8 1/2 x 7 1/2 in. Finish black. ASK FOR P/H173 **21/-** Each CARRIAGE PAID

WN-18 RECEIVER CHASSIS


Complete with valves 3 ARP12 (VP23), AR8 (HL23DA), IF 465 kc s. Range 6-9 Mc s. (Battery operated). Chassis 8 1/2 x 5 x 1 1/2 in. Front panel 9 1/2 x 5 1/2 in. ASK FOR P/H22 **25/-** Each POST PAID

WN-18 TRANSMITTER-RECEIVER CHASSIS

With Carrying Case. Comprises Receiver as above plus Transmitter Chassis. Less valves, partly stripped by M.O.S., also less meter and Inductances. Contained in metal carrying case dim.: 11 x 10 x 17 in. ASK FOR P/H39 **33/6** Each CARRIAGE PAID

ELECTROSTATIC KILOVOLT-METER

Range 0-2 kv. 2 1/2 in. round mid. case, drilled flange. ASK FOR P/E333 **27/6** Each POST PAID



APPEARANCE AS NEW ASK FOR P/ES **£9.19.6** CARR. PAID
APPEARANCE GOOD ASK FOR P/H916 **£8.19.6** CARR. PAID
APPEARANCE ROUGH ASK FOR P/H898 **£5.19.6** CARR. 7/6 EXTRA
Circuit 1/3.

POWER UNITS FOR T1154/R1155 UNITS

Types 33 or 33B. Input 24v. D.C. 16 a. Output 1,200v. D.C. 200 mA. ASK FOR P/E7A.
Types 35 or 35A. Input 18 v. D.C. 12 a. Outputs 7.2 v. D.V. 13 a. and 225 v. D.C. 110 mA. ASK FOR P/E8A.
Each a Motor Generator Unit, smoothed, etc., in metal case 16 x 7 1/2 x 6 in. LOOSE STORED
ANY UNIT **42/6** Each CARRIAGE PAID

S-440-B VHF TRANSMITTER CHASSIS.

Part of the Stratton P40 Equipment. Less valves, partly stripped by the M.O.S., also less Inductances and Crystal, but otherwise a good basis for reconstruction, compact size 14 x 8 x 7 in. Original frequencies 85-95 Mc/s. ASK FOR P/H517 **15/-** Each CARRIAGE PAID
Circuit 1/3.

AERIAL SYSTEM TYPE 63.

U.H.F. Antenna on streamlined moulding with VR92 (EA50) untuned detector stage. Overall dim.: 13 1/2 x 4 1/2 x 2 1/2 in. Antenna 22.5 cm. ASK FOR P/H495 **3/6** Each POST PAID
Circuit 1/3.

AERIAL ROD

15in. lengths, copper plated steel tube, ferruled to interlock and an Aerial of desired length. U.H.F. Antenna on streamlined moulding with VR92 (EA50) untuned detector stage. Overall dim.: 13 1/2 x 4 1/2 x 2 1/2 in. Antenna 22.5 cm. ASK FOR P/H495 **3/6** Each POST PAID
Circuit 1/3.

REBECCA ANTENNA AN-148-N.

240 Mc/s dipole and Director with mtg. plate and support, Stand, Dakota Aircraft fitting. ASK FOR P/H53 **3/6** Each POST PAID
9d. EXTRA

STAINLESS STEEL AERIAL WIRE

7,015 in reels of approx. 1,600ft. made by Temco. ASK FOR P/E145 **25/-** Per Reel CARRIAGE PAID

GYRO ANGLING POWER UNIT 9 2201.

Torpedo directional control gear unit 360 degree rotation 7 times per minute. 24 v. D.C. Electric Motor, worm drive, ball-race bearings, weather proof casing. Could be adapted as rotating head for 2 metre and other lightweight beams. Dim.: 5 x 5 x 2 1/2 in. Wgt. 5 1/2 lb. ASK FOR P/E874 **12/6** Each POST PAID

DINGHY TELESCOPIC MAST.

Aluminum Telescopes from 14 1/2 in. to 7 1/2. Seven sections, base dia. 1 1/2 in., top dia. 7/16 in. Wgt. 4 oz. ASK FOR P/H489 **4/6** Each 6d. EXTRA

MONITOR CRYSTAL TYPE 2

As used with R1116 or R1082. Less valves and Crystals, but otherwise complete (dim.: 7 1/2 x 3 x 3 1/2 in. Plastic construction, in Transit Case. ASK FOR P/H872 **5/-** Each 1- EXTRA

FLUXMETER TYPE 1. WY 0023.



Designed to determine the polarity of Magnets. Complete with probe. 3 ranges 500, 1,000 gauss, 1,000, 2,000 gauss, 2,000, 4,000 gauss. M.C Meter and instruction leaflet. Less batt. (1.5 v.) in wood case with hinged lid and handle. Dim.: 12 1/2 x 9 x 6 in. ASK FOR P/H361 **55/-** Each CARRIAGE PAID

CALIBRATOR UNIT R.D.F. No. 1

ZA.14401. In Original Wood Case. Complete with valves 2 VR65 (SP61), 2 VR66 (P61), 2 VR92 (EA50) 5Z4G and VG7123 (GTB), 80 v. 400 c/s Power Supply, condensers, resistors, etc. Dim.: 13 x 7 1/2 x 9 1/2 in. ASK FOR P/H829 **30/-** Each CARRIAGE PAID

TEST KIT TYPE 6 10S/720.

British version of APN-1 Radio Altimeter Tester. Comprises FM Osc. operating on approx. 420 Mc s (using 2 935 Acorns) plus associated circuits and utilising mostly American Components, with 24 v. D.C. Dynamotor, in enclosed metal box with carrying handles and hinged lid, dim. 18 x 15 x 10 1/2 in. Less Cable, connectors and Tools. ASK FOR P/E788A **79/6** Each CARRIAGE PAID

TEST OSCILLATOR TS-24 ARR-2.

(U.S.A. made). For alignment of TBX Aircraft Receivers. H.F. Osc. signal of 245 Mc s. L.F. Osc. tuned 540-850 kc s. 2 935 acorns, safety time switch, calibrated, etc. Complete less batteries. In metal box 9 1/2 x 7 1/2 x 7 in. ASK FOR P/H364 **49/6** Each CARRIAGE PAID

TEST OSCILLATOR TS-24A ARR-2.

(U.S.A. made). As TS-24/ARR-2 but having additional tone modulation section, with further 955 acorn, this provides optional Audio Signal Switch controlled. ASK FOR P/H364A **59/6** Each CARRIAGE PAID


TEST SET TYPE 102.

A 250 v. A.C. 50 c/s Test Set emitting 25 c/s and 50 c/s synchronising pulses. Amplitude calibrated 0-2 ft. and 1.4 watts for lamp. Complete with valves 6A5 and 6X19 (double triode) photometer type comparator, spare lamps, output cable, etc. in steel box 11 x 9 x 10 1/2 in., with carrying handle. ASK FOR P/H581 **59/6** Each CARRIAGE PAID

F24 AIRCRAFT CAMERA. in Transit Case.

With F45mm. lens, focal plane shutter. Adjustable from 1/60th to 1/1,000th of a second, and time, and suitable for hand or electric use. Takes 5 1/2 in. film.

ASK FOR P H302 **£4.19.6.** Each CARRIAGE PAID



RECORDER MK. II 24 VOLTS.


An Auto camera for 16 mm. film, operated by a 24 v. D.C. Motor 0.5 a., shutter can be set for single shot or one frame per 1 second continuously. F45 lens with prism system for RA operation through case side. Iris control and film footage indicator, contained in Transit Case 4 1/2 x 4 1/2 in. Requires Cassette (not supplied) 25ft. capacity.

ASK FOR P H383 **27/-** Each POST PAID

GUN SIGHT PROJECTOR UNIT TYPE 30.

With spiral-slide focussing. Contains 24 v. D.C. 12 w. lamp, which projects images on to an Opaque Glass screen and then on to a 45 deg. Reflector Mirror, viewed at right angles through Rubber eyepiece provided. New condition.

ASK FOR P H382 **19 11** Each POST PAID



PUMP, DESSICATOR. for Telescopes and Binoculars.

Adm. Patt. No. 12128 made by Geo. Adam & Sons, Bristol. A hand operated Pump, complete with spare Cell, washers and two 3ft. connecting tubes. Stroke capacity 480 ccs. Humidity gauge reading from 10-100 per cent, and Vacuum gauge reading up to 30in. of vacuum. Contained in wooden transit case 19 1/2 x 12 x 9 1/2 in.

ASK FOR S H353 **£3.10.0** Each CARRIAGE PAID

PLOTTER FIELD MK. IV, Ref. OS.738A.

A precision-made Protractor Unit, first-class condition. With 2 scales 0-180 deg., moving crossarms, scaled 21 65 each 12 1/2 in. long. Straight edge base scaled 0-3600 length 25 1/2 in. fully extended. Insolled leather case 16 x 5 1/2 x 2 in.

ASK FOR P H861 **9 11** Each POST PAID

BRAND NEW CANADIAN R.E.L. BINOCULARS.

Guaranteed optically perfect, having individual eye-piece focussing (dioptric setting) and variable inter-ocular setting. Magnification 6X30, with leather carrying (neck) strap.

IN ORIGINAL CARTONS.

ASK FOR P H920 **£8.19.6** Each POST PAID

MAGNETIC MARCHING COMPASS

Mg. I. Small hand compass. Can be used day or night. Complete with instructions in plastic case, size 3in. x 2 1/2 in. x 1 1/2 in.




ASK FOR P H406 **12 6** Each POST PAID

FOR INEXPENSIVE TELEVISION

INDICATOR UNIT TYPE 6H.

In Original Wood Case. Containing VCR.97 tube and valves, etc., in metal case 18in. x 8 1/2 in. x 7 1/2 in. New condition.

ASK FOR P E777 **89 6** Each CARRIAGE PAID



INDICATOR UNIT TYPE 6.

In original wood case. Containing VCR.97 tube and valves, etc., in metal case 18in. x 8 1/2 in. x 7 1/2 in. New condition.

ASK FOR P H521 **89 6** Each CARRIAGE PAID

INDICATOR UNIT TYPE 6Z.

Containing VCR.97 tube and valves, etc., in metal case 18 x 19 1/2 x 11 1/2 in. Used good condition.

ASK FOR P E774 **49 6** Each CARRIAGE PAID

Receiver Unit R4601. Ref. 10D86037. 15 valve Radar Unit, complete with all valves, etc., separate R.F. and Power sections 80 v. 400 c.s. In metal case: 18in. x 9in. x 8in.

ASK FOR P H193 **39 6** Each CARRIAGE PAID

Argus T.V.
Mains Transformers 67 6 and 66 - each
E.H.T. Transformers 50 - and 45 - each
Smoothing Choke 15 6 each
Set of Chassis drilled for principal parts 45 - set

Economy T.V.
Mains Transformer... 60 - and 55 - each
E.H.T. Transformer 49 6 and 27 6 each
Smoothing Choke 7 6 each

Ion Trap Magnet Assembly. Mfg. Surplus. Type IT 6 by Elac for 35 mm. tube neck.
ASK FOR P H919 **2 6** Each POST 3d. EXTRA


5CP1 CATHODE RAY TUBE

In Original Carton. 6in. Electrostatic type. Heaters 6.3 v. 0.6 a.
ASK FOR P H529 **19 6** Each POST PAID

I.F.A.F. AMPLIFIER UNIT R1355.

With valves, i.F. frequency 7.5 Mc s. Dim. 18 x 8 1/2 x 7 1/2 in. Used, good condition (loose stored).

ASK FOR P E770B **22 6** Each CARRIAGE PAID



R.F. Unit Type 24. In Original Carton. Switched tuning. 20-30 Mc s with valves, etc., in metal case, dim.: 9 1/2 x 7 1/2 x 4 1/2 in.
ASK FOR P H850 **22 6** Each POST PAID

R.F. Unit Type 25. In Original Carton. Switched tuning 40-50 Mc s with valves, etc., in metal case, dim.: 9 1/2 x 7 1/2 x 4 1/2 in.
ASK FOR P H847 **22 6** Each POST PAID

R.F. Unit Type 27. With broken dial. Variable Tuning 65-85 Mc s with valves, etc., in metal case, dim.: 9 1/2 x 7 1/2 x 4 1/2 in. Used, good condition.
ASK FOR P E771 **39 6** Each POST PAID

Reprints for Practical Television. Components. Price Lists Free on request. The "Beginner's Receiver" modifying the R3170A, April to July ... 1 6
Economy Television, modifying Ind. 62 1 6
Argus Television, data and blueprint 2 6

Beginner's T.V.
Mains Transformer... .. 35 - each
Smoothing Choke 15 6 each
Output Transformer 9 9 each
Crystal Diodes 5 3 each

Electrostatic Visual Section.
Mains Transformer... .. 27 6 each
E.H.T. Transformers... 50 - and 45 - each
Smoothing Choke 15 6 each

CLYDESDALE SUPPLY CO. LTD.

2, BRIDGE STREET - GLASGOW, C.5.

Branches in SCOTLAND, ENGLAND & NORTHERN IRELAND

Telephone : SOUTH 2706/9




CABINET as illustrated in walnut or cream, complete with T.R.F. chassis, 2 waveband scale, station names, new waveband back-plate, drum, pointer, spring, drive spindle, 3 knobs, and back, 22/6. P. & P. 3/6.

As above, but complete with 5in. Speaker and O.P. trans. (These speakers have been used but tested O.K.) P. & P. 3/6.

Gang with trimmers to suit above, 7/6. Medium and long T.R.F. coils to suit, 5/6. Three ex-Govt. valves, 3 v/h and circuit. A.C. mains, 3 valve plus rec., T.R.F. (built for approx. 24), 8/6. Heater trans., 6/-, Volume-control with switch, 3/6. Wavechange switch, 2/-, 32 mid. condenser, 4/-. Bias condenser, 1/-. Resistor kit, 2/-. Condenser kit, 4/-. Metal rectifier, 250v. 100 mA., 7/6.

COMPLETELY BUILT SIGNAL GENERATOR. Coverage 110 Kc/s-320 Kc/s., 300 Kc/s-900 Kc/s., 900 Kc/s-2.75 Mc/s., 2.75 Mc/s-8.5 Mc/s., 8.5 Mc/s-25 Mc/s., 17 Mc/s-50 Mc/s., 25 Mc/s-75 Mc/s. Metal, case 10 x 6 1/2 x 4 1/2 in., size of scale 6 1/2 x 3 1/2 in., 2 valves and rectifier, A.C. mains 200 250 v. Internal modulation 400 c.p.s. to a depth of 30%. Frequency calibration accuracy plus or minus 1%. Modulated or unmodulated R.F. output continuously variable 100 milli-volts. Post and packing 4/-. £4 5/0.



MAINS TRANSFORMERS

Primary. 200-250 v. P. & P. 2/-.
400-0-400 250 mA., 4 v. C.T., 3 a., 4 times. Unclamped, 32/6.
300-0-300, 100 mA., 6 volt 3 amp., 5 volt 2 amp., 22/6.
Drop thro' 350-0-350 v. 70 mA., 6 v. 2.5 amp., 5 v. 2 amp., 14/6.
Drop thro' 250-0-250 v. 80 mA., 6 v. 3 amp., 5 v. 2 amp., 14/6.
Drop thro' 110-110 60 mA., 6 v. 0.5 amp., 8/6.
280-0-280, drop-through, 80 mA., 6 v. 3 amp., 5 v. 2 amp., 14/6.
Auto-wound, H.T. 280 volts at 360 mA., 4 v. 3 amp., 2 v. 3 amp., or 6 v., 3 amp. Separate 4 v. 3 amp., 10/6.
Auto-transformer, 110 v. 70 watts, 10/6.
250-0-250 80 mA. 6 v. 4 amp., 14/6.
230 v. Sec. 200-0-200 35 mA., 6 v. 1 amp., 8/6.
**Pri. 200/250 v., secondary 3, 4, 5, 6, 8, 9, 10, 12, 15, 18, 20, 24 and 30 volt at 2 amps., 13/-.
 Semi-shrouded drop-thro' 280-0-280, 200 mA., 6 v. 5 amps., 5 v. 3 amps., 27/6.
 Semi-shrouded drop thro', 270-0-270, 80 mA., 6 v. 3 amp., 4 v. 1.5 amp., 13/6.
 Semi-shrouded drop thro', 270-0-270 60 mA., 6 v. 3 amp., 11/6.**

Heater Transformer. Pri. 230-250 v. 6 v. 1 1/2 amp., 6/-; 2 v. 2 1/2 amp., 5/-, 2 4 or 6 v. at 2 amps., 7/6; 2 v. 2 1/2 amp. and 6 v. 0.5 amp. E.H.T. insulated, 8/6. P. & P. each 1/-.
800-0-800 250 mA., 4 v. 2 amp., 27/6. P. & P. 5/-.

R.I. MAINS TRANSFORMERS, chassis mounting, feet and voltage panel. Primaries 230/250.
300-0-300 60 mA. 6.3 v. 1 a., tapped at 4 v. 6.3 v. 2 a. tap 4 v., 13/6.
350-0-350 75 mA. 6.3 v. 3 a. tap 4 v. 6.3 v. 1 a., 13/6.
500-0-500 120 mA. 6.3 v. 3 a. tap 4 v., 5 v. 2 a. tap 4 v., 25/-.
350-0-350 70 mA., 5 a. 4 v. 2.5 a., C.T., 18/6. P. & P. on the above transformers 2/-.

500-0-500 125 mA. 6.3 v. C.T. 4 a. 6.3 v. C.T. 2 a. 5 v. C.T. 2 a., 27/6.
500-0-500 120 mA. 4 v. C.T. 4 a. 4 v. C.T. 4 a. 4 v. C.T. 2.5 a., 27/6.
500-0-500 250 mA. 4 v. C.T. 5 a. 4 v. C.T. 5 a. 4 v. C.T. 4 a., 39/6.
500-0-500 250 mA. 6.3 v. C.T. 4 a. 6.3 v. C.T. 3 a. 5 v. C.T. 3 a., 39/6. P. & P. on the above transformers 3/-.

| | |
|--|-------|
| 32 mid. 350 wkg. | 2/- |
| 16 x 24 350 wkg. | 4/- |
| 4 mfd., 200 wkg. | 1/3 |
| 40 mfd., 450 wkg. | 3/6 |
| 16 x 8 mfd., 500 wkg. | 4/6 |
| 16 x 16 mfd., 550 wkg. | 5/9 |
| 8 x 16 mfd., 450 wkg. | 3/9 |
| 32 x 32 mfd., 350 wkg. and 25 mfd., 25 wkg. | 4/- |
| 25 wkg. | 6/6 |
| 22 mfd., 25 wkg. | 11/0. |
| 250 mfd., 12 v. wkg. | 7/6 |
| 16 mfd., 500 wkg., wire ends | 3/8 |
| 8 mfd., 500 v. wkg., wire ends | 2/6 |
| 8 mfd., 350 v. wkg., tag ends | 1/6 |
| 5 mfd., 25 v. wkg., wire ends | 1/9 |
| 100 mfd., 350 wkg. | 9/0 |
| 100+200 mfd., 350 wkg. | 9/6 |
| 16+16 mfd. 350 wkg. | 3/3 |
| Ex-Govt. 8 mfd. 500 v. wkg., size 3 x 1 1/2 in. for | 2/6 |
| 60+100 mfd., 280 v. wkg. | 7/6 |
| 16 x 32 mfd., 350 wkg. | 6/- |
| 50 mfd., 180 wkg. | 1/9 |
| 65 mfd., 220 wkg. | 1/6 |
| 8 mfd., 150 wkg. | 1/6 |
| 60+100 mfd. 280 wkg. | 9/0 |
| 50 mfd., 12 wkg. | 11/0. |
| 32+32 mfd., min., 275 wkg. | 4/- |
| 50 mfd., 50 wkg. 8 mfd., wkg., wire ends | 1/9 |
| Miniature wire ends moulded 100 pf., 200 p.f. and .001 ea. | 7d. |

CONSTRUCTOR'S PARCEL, comprising chassis 12 1/2 x 8 x 2 in., cad. plated 18 gauge, v/h., IF and trans. cut-outs, back-plate, 2 supporting brackets, 3 waveband scale, new wavelength station names, size of scale 11 1/2 x 4 in., drive spindle, drum, 2 pulleys, pointer, 2 bulb holders, 5 paxolin international octal valve holders, 4 knobs, and pair of 465 IF's, 16/6. P. & P. 1/9.

AS ABOVE, but complete with 16+16 mfd. 350 wkg. and semi-shrouded drop thro' 250-0-250 60 mA. 6 v. 3 amp. Pri. 200-250, and twin-gang, 31/6. P. & P. 3/-.

EX-GOVT. RECEIVER TYPE B28. Complete coil unit, 6 bands, 80 kc/s., 420 kc/s. 500 kc/s. 30 Mc/s., 21/-. Plus 2/- P. & P. Circuit for above, 4/-.


Variable selectivity IF Switch to suit above, 7/6. 465 Kc. I.F.'s to suit above, type 3, 4 and 5, 5/- ea. IFT-2 incorporating 465 Kc. Xtal. 19/6. BFG, 7/6. Special 4-gang to suit, 15/-.

R. & A. 8in. M.E. Speaker field coil, 1,800 ohms O.P. trans. 5,000 ohms, imp. 18/6. P. and P. 2/-.

5in. M.E. field coil 750 ohms with O.P. trans., 17/6. P. and P. 1/-.

Constructor's Parcel, comprising chassis 8in. x 4in. x 1 1/2 in., with speaker and valveholder cut-outs, 5in. P.M. speaker with transformer, twin gang with trimmers, pair T.R.F. coils long and medium, iron cored, four valveholders, 20 K. volume control and wave-change switch, 25/-. Post and packing, 1/6.

Germanium crystal diode, 2/3. post paid.



PERSONAL PORTABLE CABINET in cream-coloured plastic, size 7 x 4 1/2 x 3 in. Complete 4-valve chassis. Scale and 3 knobs. Takes miniature 90 v. and 70 v. batteries, 9/-, P. & P. 1/6.

3in. P.M. SPEAKER to fit above, 10/-.

Miniature output transformer, 5/-.

Miniature wavechange switch, 1/6.

Miniature 1-pole 4-way used as Volume and Off, 1/6.

4 B7G valveholders, 2/4.

Midget twin gang (pin. dia., 1in. long and pair medium and long-wave T.R.F. coils 1in. long x 1in. wide; complete with 4-valve all-dry mains and battery circuit, 8/6.

Condenser Kit, comprising 11 miniature condensers, 3/6.

Resistor Kit, comprising 15 miniature resistors, 10/-.

The above receiver (less valves and batteries) could be built for approximately 51/-, P. and P. 2/6. Valves to suit above 10/- ea. Point to Point Wiring Diagram, 1/-.



View of chassis as it would look when assembled with valves inserted.

Extension speaker cabinet, in contrasting walnut veneers, size 15 x 10 1/2 in. Will take 8j or 8in. speaker, 17/6. P. and P. 2/-.

Volume Controls, Long spindle less switch, 50K, 500K, 1 meg., 2/6 each. P. and P. 3d. each.

Expanded aluminium speaker fret, 13 1/2 x 9in., 2/-.

Volume Controls, Long spindle less switch, 4, 1 and 2 meg., 4/- each; 10 K. and 50 K., 3/6 each. 4 and 1 meg., long spindle double pole switch, miniature, 5/-, P. and P. 3d. each.

Standard Wave-change Switches, 6-pole 3-way, 2/-; 4-pole 3-way, 1/9; 5-pole 3-way, 1/9. Miniature 3-pole 4-way, 2-pole 3-way, 4-pole 3-way, 2/6.

Valveholders, Paxolin octal, 4d. Moulded octal, 7d. EF50 ceramic, 7d. Moulded B7G 7d. Local amphenol, 7d. Local pax., 4d. B8A, B9A amphenol, 7d. B7G with screening can, 1/6.

Trimmers, 5-40 pf., 5d.; 10-110, 10-250, 10-450 pf., 10d.

Twin-gang .0005 Tuning Condensers, 5/-, With trimmers, 7/6.

Midget .00037 dust cover and trimmers, 8/6.

| P.M. SPEAKERS | with trans. | less trans. |
|---------------|-------------|-------------|
| 2 1/2 in. | ... | 15/6 |
| 3 1/2 in. | ... | 13/6 |
| 5 in. | ... | 16/6 |
| 6 1/2 in. | ... | 12/6 |
| 8 in. | ... | 18/6 |
| 10 in. | ... | 19/6 |

Post and packing on each of the above, 16 extra.

Crystal pick-up with Sapphire Trailer Needle, with volume control, 23/-. P. and P. 1/-.

Terms of business: Cash with order. Dispatch of goods within three days from receipt of order. Where post and packing charge is not stated, please add 1/- up to 10/-, 1/6 up to 21 and 2/- up to 52. All enquiries and list, stamped addressed envelope.

D. COHEN, 23, HIGH STREET, ACTON, W.3. (Opposite Granada Cinema)

Hours of Business: Saturdays 9-6 p.m. Wednesdays 9-1 p.m. Other days 9-4.30 p.m.

My 21 Years as Editor 1932 By F. J. Camm 1953

AS in the case of human beings, so with a periodical, the completion of 21 years of existence is considered an occasion for celebration. It "comes of age." It provides me with an opportunity of dispensing with the editorial "we" and adopting the style of personal narrative—also with an opportunity for retrospection.

The years slip past unnoticed, and it scarcely seems possible that 21 years have elapsed since I passed the proofs of the first issue, which was published on September 24th, 1932. During those 21 years I have had little time for reflection or retrospection, but now that I can relax for a moment I can look back with justifiable pride on 21 years of successful achievement.

A glance at the bookshelves in my office provides reminders of my output during that time. I recall a comment made by the editor of a well-known encyclopaedia when the first bound copies of his work were placed on his desk: "Did I really produce all that?" For in those 21 years I have written over 21,000,000 words, and probably far more, in the form of articles and books. This represents an output of over 20,000 words a week, apart from the work of make-up, proof-reading, arranging exhibitions, lectures, and the other general work associated with the work of an editor.

It is evident, therefore, that I have "shunned delight and lived laborious days," but they have been pleasant days. I have made a hobby of work. I believe in it, and I do not like holidays. I believe that "the best of all ways to lengthen your days is to steal a few hours from the night." I have devoted all of those 21 years with energy and enthusiasm to this and our associated journals, and I have not spared myself. The task has been enjoyable, and an unquenchable enthusiasm has provided the driving force. Work does not kill!

There has been no five-day week for me. I believe in work in large doses, undeterred by the brake which to-day is placed upon individual effort by our present system of crushing taxation. Money to me is not a prime reward. The success which has attended my efforts and the knowledge that the work has been appreciated by tens of thousands of readers all over the world has acted as a spur and provided a reward in itself.

I mentally visualise from my office the hundreds



of thousands of readers depending upon my journals for help and guidance, and a strong sense of duty is within me to serve them. Fortunately I have been able to meet many thousands of them at exhibitions, at my lectures, and when visiting local clubs. I have found discussions with readers of great value in deciding what material to publish.

I mention these facts because in the hundreds of congratulatory letters I receive from readers and from leading members of the trade many have expressed astonishment that so much could have emanated from one man. I do not employ ghosts. Work bearing my signature is my own.

Many also have expressed surprise that one man could write on so many subjects. I suffer the penalty of versatility. My interests have always been wide; I have been associated with so many developments behind the scenes and with most of the famous names in radio, television, engineering and aviation all my life. As an engineer by education and training, I have been in the fortunate position of being asked to witness highly technical demonstrations which would not be comprehended by the usual non-technical journalist.

It has been part of my job to write for the man who does not know, and to convert highly technical matters into simple language. I am told by readers that the success of my journals is due in the main to that gift.

In the space of 21 years I have founded not only PRACTICAL WIRELESS, but several journals in other technical fields—the *Practical Motorist*, *The Cyclist*, *Practical Mechanics*, *Practical Television* and *Practical Engineering*. During the same span of time I have produced over 80 books, most of which have run through several editions, and are still in print, many having been translated into many other languages.

My large output could not be achieved by handwriting alone. Most of it is dictated and is typed as I talk; some is taken down in shorthand, some recorded on tape or wire, and only a small proportion written by hand. The latter is mathematical matter which defies the grammalogues of Mr. Pitman and even the skill of my expert stenographers.

Elsewhere in this issue I have summarised the history of PRACTICAL WIRELESS and the large number



Mr. W. J. DELANEY, Assistant Editor from the first issue.

of developments and innovations for which it has been responsible. It is quite a formidable catalogue; we set a very high standard in radio journalism.

In 1932 there were a large number of weekly and monthly periodicals with a 10 years' start. It was a plucky enterprise for the publishers to embark on yet another and to storm the citadel which its competitors had so well fortified—especially at a time when it was considered that the constructors' market was waning.

Having been associated with the very first radio journal I was certain that the market was there but that it needed revivifying. I considered that if the market was to be kept alive and this vast national interest sustained an entirely new editorial policy was necessary. The trade at that time was not too happy about some editorial policies, and before publication I went to some trouble to see what the grievances were among the amateurs and manufacturers. As a result, the solus specification, one of the main planks in this journal's platform, was born, and it has been wholeheartedly supported by constructors and the trade. The journal was launched with a free blueprint—the "Long Range Express Three"—which set a new standard in set construction. The usual baseboard was replaced with a metal chassis so that the finished receiver had a professional appearance.

The journal in those days had yet to prove itself, but the first issue listed only one manufacturer for each item in the specification—a policy which has been adhered to ever since. Manufacturers as well as readers rallied round the PRACTICAL WIRELESS banner until finally, as everyone now knows, most of our competitors ceased publication. We backed our receivers by a free advice guarantee, and instituted also a Free Advisory Service.

In the early days of this journal there were some firms whose goods and methods had given cause for complaint. Some misrepresented them, others were slow in delivery, and a few were positively dishonest. This journal, therefore, embarked upon a cleaning up campaign. We assured ourselves that the firms advertising in this journal were not only firms of

integrity but that the goods they offered were immediately available. We are behind our readers and on the odd occasion when a mild complaint is received we have always been able to obtain satisfaction for the readers concerned.

I made it a rigid condition that no components would be specified nor receiver described until each had been thoroughly tested in our own laboratory. That is why all PRACTICAL WIRELESS receivers have given so many years of faithful service. Dozens of our early receivers, such as the "Fury Four" are still in use, as I know from correspondence.

I have always believed in a forthright style of editorial comment. Where criticism was necessary I made it, without obscuring the comment in tangled verbiage or honeyed words. I successfully campaigned on a number of important issues on behalf of our readers, and brought about changes in design and the production of new components more in keeping with the times and the trends.

It has not been given to many editors to be backed by a firm such as George Nownes Limited, who share and back my enthusiasm, nor to be served by such a loyal staff who have always been prepared to work such hours as the exigencies of the job demand. A special word of praise for my assistant, Mr. W. J. Delaney, who has worked with me from the very foundation of the journal; and to my Advertisement Manager, Mr. R. D. Young, and his assistant, Mr. Ashley W. Clarke, for the production of a journal is a co-operative effort—it cannot succeed on the work of one man alone.

Radio has given birth to a number of allied sciences such as electronic musical instruments, wire and tape recording, and radar. Readers will have noticed that these new applications have been dealt with promptly in this journal.

Formerly television was dealt with in a four-page supplement, but it was found impossible to deal adequately with the subject in such a confined space. Therefore, in 1950 I started our sister journal, *Practical Television*, the only journal entirely devoted to the technical side of television.


It is pleasant to be able to record that PRACTICAL WIRELESS is in a stronger position than ever before, and that its readership continues to expand.

And now back to my desk!

F. J. C.



Mr. R. D. YOUNG, Advertisement Manager.

By R. Hindle

A VERSATILE MINIATURE AMPLIFIER AND ITS USE AS A BABY ALARM OR INTERCOM. SET

THE present design began as an experiment in audio amplifier miniaturisation to test the high gains theoretically practicable using modern small valves in a compact layout, and finished up as a baby alarm permitting transmission in either direction. The practicability of high gains in a small space has been proved beyond doubt, and the basic amplifier to be described will be found of value in many applications in addition to that to which the prototype was turned. As an amplifier for a portable gramophone player, for instance, it is very suitable.

A glance through the current valve lists shows that the Brimar 6BR7, a pentode on a B9A (noval) base, will give a voltage gain of 185 times with suitable circuit constants. This valve is designed especially for audio amplification where a minimum of noise, hum and microphony is required in a high gain circuit intended to handle small inputs. This is all very good, but attention then strayed to the characteristics of the 6AU6 valve which, according to the Brimar lists, can give an amplification of 320 times in a suitable circuit. This valve is designed for R.F. rather than audio amplification and so it seemed possible that it would be more prone to microphony or noise than the 6BR7, but in view of the aim of high gain in the work being undertaken the 6AU6 was adopted. The finished amplifier proved entirely satisfactory and gave no sign of trouble in spite of the closeness of the speaker to the amplifier and in spite also of deliberate attempts to induce microphony. There was the possibility that a particularly good specimen of valve was being used, of course, and to see if this was so three different specimens of the 6AU6 were tried and all found to be above reproach. No difficulty should be experienced, therefore, by any constructor of this amplifier who keeps to the recommended circuit and layout.

Basic Amplifier

The basic circuit of the amplifier is given in Fig. 1. It is a quite orthodox two-valve circuit, resistance capacity coupled and using a pentode and output tetrode. The first valve, as stated above, is a 6AU6 in a high-gain circuit. The second valve is also a miniature, actually a 6AQ5 output tetrode. Both valves have the small B7G base, but in spite of its small size the 6AQ5 has characteristics similar to the well-known octal 6V6 and is capable of giving 4.5 watts for 250 volts H.T., its maximum rating.

A secondary, but important, aim when designing the amplifier was cheapness, an aim that will be appreciated by most readers as much as by the designer, and this was very much in mind when considering the power supply. For greatest versatility,

it was decided that the amplifier should be built on a chassis separate from the power supply. It is much easier to tuck away two small chassis in a small cabinet than one larger one and it confers the additional advantage that the amplifier design can be followed by the reader who can then proceed to work it from any type of power pack that he has a mind to put together. A special power pack was designed, however, to fit on a chassis no larger than the miniature amplifier so as to take the minimum of space.

A.C. operation only was contemplated for the power-pack design and, therefore, in order to avoid the need for voltage droppers, the amplifier valve heaters were connected in parallel and supplied from a transformer. No doubt if any reader wishing to build the amplifier has to work on D.C. he will be inclined to connect the heaters in series (with a resistor across the heater of V1) and use a voltage dropper instead of the transformer. However, having decided on a transformer in the present case for heaters, two possibilities for H.T. presented themselves. Either the transformer used could have an H.T. winding and ordinary A.C. technique could be employed or alternatively a heater transformer could be used and universal technique applied. A heater transformer can be obtained very cheaply capable of giving the .75 amps required and moreover such a component is generally very small in size, which is satisfactory in view of the aim towards miniaturisation, whereas a component with a high

LIST OF COMPONENTS

- C1, 5, 6—8- μ F electrolytic, 450 volts wkg. Dubilier type BR850
- C2, 4—25- μ F electrolytic, 25 volts wkg. Dubilier type BR252A.
- C3—.01- μ F 250 volts. Dubilier type 410
- Cin—.05- μ F 500 volts. Dubilier type 460.
- R1—1 M Ω
- R2—470 K Ω
- R3—1,500 Ω
- R4— $\frac{1}{2}$ M Ω
- R5—270 Ω
- R6, 7—20 Ω $\frac{1}{2}$ watt. Dubilier type BWF2 wire wound.
- Sw. 1—Bulgin type S246 2-pole on/off rotary.
- Sw. 2—Wafer type 4-pole 2-way rotary.
- T1—Miniature output. Tfmr. type for 3S4 valve.
- T2—Miniature output. Tfmr. ratio 42:1 for 50 mA.
- T3—Miniature heater. Tfmr. giving 6.3 volts at 1 amp.
- Ch.—Miniature smoothing choke for 50 mA.
- V1—Brimar 6AU6.
- V2—Brimar 6AQ5.
- MR—Brimar DRM1B.

tension winding is more expensive and is generally much more bulky. For this reason, therefore, the universal technique was employed. The primary of the heater transformer is employed as a step-up auto transformer in locations where low A.C. voltages are in use by connecting the H.T. rectifier to one of the extreme ends of the winding, the other end going to earth as usual and the mains input going to the tags appropriate to the voltage of the power supply. For instance, the component used in the prototype had primary connections marked "common," "200V," "220V" and "240V." The "common" lead was connected to earth and to one side of the mains whilst the rectifier was connected to the "240V" lead. The power supply available was at 200 volts only and so the other side of the mains was connected to the "200V" lead, thus stepping it up to 240 volts for the H.T. circuit. Some miniature heater transformers have no primary tapings, being specially wound for the most common range of mains voltages (230/250 volts) and in these cases no step-up is practicable.

valve of reasonable size is used, voltage drop is avoided by using a miniature smoothing choke together with two $8\ \mu\text{F}$ electrolytic condensers. No difficulty was experienced in fitting this in the space allotted on the small chassis. There is an advantage in using a half-wave rectifier for a circuit such as this, quite apart from the question of convenience from which aspect its use has been justified above. It results in the hum content in the H.T. supply, which is inevitable in spite of the smoothing, having a frequency of 50 cycles. Admittedly, this is less effectively smoothed by components of a given size, but the miniature speaker and cabinet used for this equipment is a far less efficient reproducer of such a frequency than of the full-wave hum frequency of 100 cycles and this factor helps the smoothing. It is possible, also, to reduce still further the hum, where such a move is found desirable, by introducing deliberately a hum potential of similar amplitude but of opposite phase and when the hum content of the output is at the mains frequency all that is necessary is to pick up a voltage direct from the

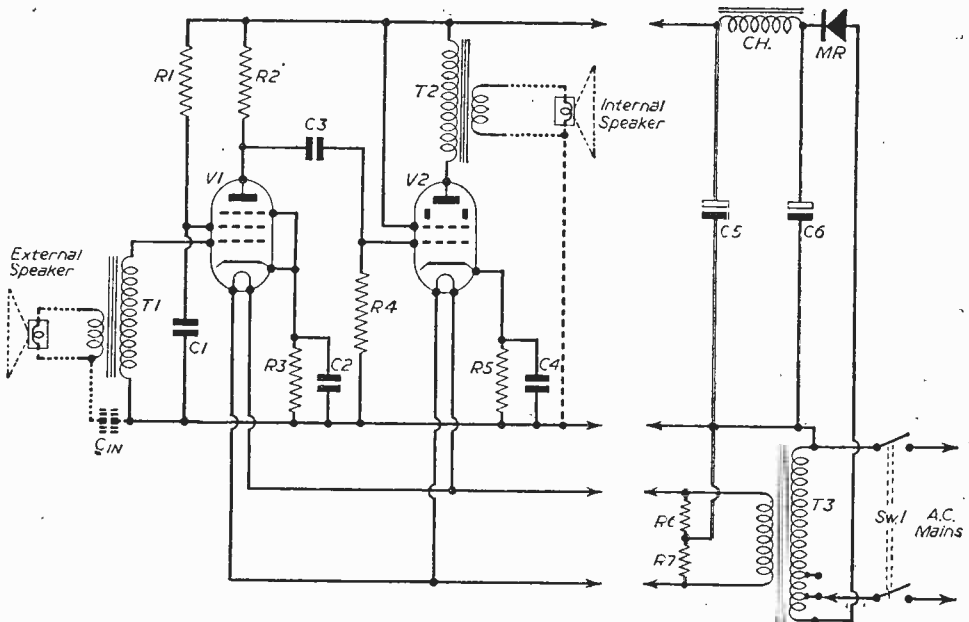


Fig. 1.—The basic amplifier circuit. Dotted lines show additions required to complete the baby alarm.

Having decided not to use a transformer with an H.T. winding half-wave rectification is essential. A valve could be used, and very suitable miniatures are available. In fact, probably a valve on a miniature base is the most economical of space and the modern types can be used from the same heater winding as the other valves. The selenium type of rectifier is very convenient for this type of circuit, however, and quite reasonably small so it was adopted for the present design. It fits in quite well with the secondary requirement of cheapness, too. The Brimar model DRM1B was used and its rated 60 mA output is adequate for the two valves used.

Smoothing in simple circuits is often done by means of a series resistor in conjunction with the usual capacitors, but in the present case, as an output

mains source. There is the complication of phase-shifting which prevents this measure from being 100 per cent. effective and more will be said about this later. In the first prototype, however, the hum level, though apparent to the ear when no signals were being conveyed, was not annoying, and no such measures were introduced. The precaution was taken, as will be seen from Fig. 1, of earthing a centre-point instead of one side of the heater supply. If a tap is provided on the heater transformer to be used this should be connected to earth and the resistors R6, R7 will not then be required. The transformer used for the prototype had no such tapping, however, and the two equal resistors, R6, R7 provide an artificial tap. This method of connection is of use also if the exceptional measure of deliberately

introducing an out-phased hum potential mentioned above is employed, because, as shown later, it permits the selection of the correct phase of input hum.

The output transformer, T2, must be small if the completed amplifier is to be no bigger than the prototype but, of course, it has to carry the full H.T. current of a mains output valve, the 6AQ5 taking 45 mA. at 250 volts. One is apt to forget this when first working with mains miniatures. Consequently the very tiny output transformers made for battery working are unsuitable. Suitable components are quite easily obtainable, however. A fixed ratio component, or one without a tagboard, is preferable both from the point of view of space and, in the case of the circuit for two-way communication shortly to be described, to avoid undesirable coupling to the input, but actually a transformer with a tagboard and with alternative ratios was used for one of the two models that have been built and no difficulty was experienced in setting it up. The ratio is fairly critical for best results; the optimum load is 5,000 ohms so for the usual type of speaker (a 3½ in. P.M. type is used) with 3 ohm speech coil a ratio of 40 or 42 : 1 is required.

The input circuit will depend on the purpose to which the amplifier is to be put. The prototype, used as an intercom. set, required a microphone input, but the microphone had to be suitable to act as a speaker when switched for communication in the reverse direction. The obvious choice was for a second P.M. speaker and in fact another 3½ in. unit in a small plastic case was used. The reader could avoid the provision of the second speaker if he so desired and if a suitable speaker was already installed in the room with which communication was required, perhaps in a receiver at that point or perhaps an extension speaker already in use there. A separate speaker is a convenience, however, because the communications equipment can then be moved about at will and many uses in different situations will be found.

A transformer is required to step up the input from the microphone to V1, and here one of the miniature output transformers made to match the battery valve type 3S4 to 3 ohms was found ideal.

Precautions have to be taken, in view of the connection of one side of the mains supply to the chassis, to avoid the connection of any component external to the amplifier cabinet direct to the earth line. The dotted line circuit addition to Fig. 1 will illustrate the simplest way to make the amplifier into a baby alarm at the same time as showing how the precautions should be taken. The internal speaker is inside the cabinet and it was found desirable to earth one side as shown, but it is well out of harm's way. Probably, if this speaker was away from the amplifier chassis, no earth connection would be found necessary. On the input side the external speaker, which acts as a microphone, is also isolated by means of a transformer, though it was

found desirable to tie one side to earth. To avoid a direct connection, however, a condenser C_{in} was used. This should not exceed .05μF and actually .01μF was used. This component should be of at least 450 volts working and if there is any doubt as to the insulation of the components to hand it will be better to use two condensers, each of .02 μF. in series. The extension lead is at low impedance and if it is to be long a type of cable with a reasonably low resistance should be employed. The virtue of a low impedance feed is, of course, that it is far less prone to hum or interference pick-up. A lightweight twin mains flex with PVC transparent insulation was used here and the 12 yards required had no undesirable effect; no doubt it could be much longer if necessary.

Two-way Communication

Fig. 2 gives the addition to the basic circuit of Fig. 1 actually used in the prototype amplifiers to give two-way communication. Duplex working, i.e., both ends talking at once, is not provided; the control switch in the master cabinet housing the amplifier determines the direction in which speech will be transmitted. This is very desirable, of course, because the instrument is still to be used as a baby alarm amongst its other duties and it is obviously undesirable to have the baby listening-in to all the noises and conversation at the other end! But if the baby should awaken the instrument can be switched over and words of condolence can be spoken whilst someone hastens to the offspring's aid.

It will be seen that a four-pole two-way switch is used. A wafer type is employed because low capacity is essential to prevent feedback. Not so much trouble as might be expected when bringing output so near to input is experienced because the switching is done at the low impedance side of the transformers. All the leads to the switch, including the connections between switch contacts, were of fine screened cable as used for pick-up connections and the amplifier was rock stable. The input and

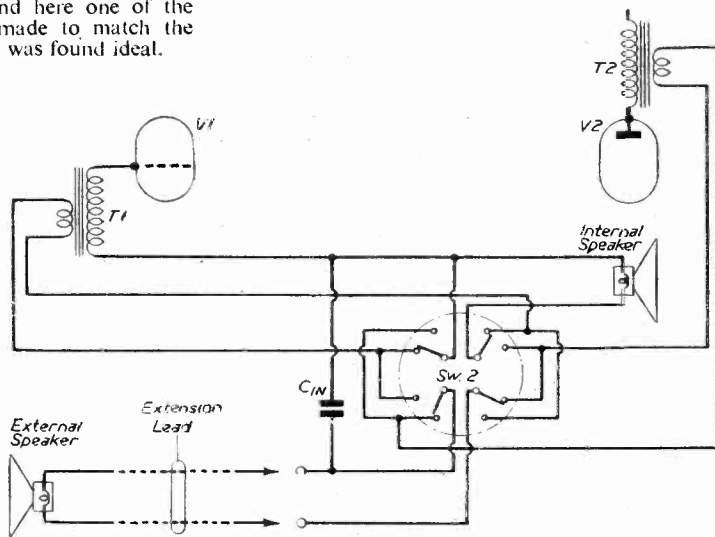


Fig. 2.—Additional wiring required for a two-way intercom. system.

output earthing no longer goes to the transformers but instead is to the side of the switch nearest to the speaker units as shown so that the internal speaker is always earthed direct whether it is used for reproduction or as a microphone, whilst the external wiring is always earthed via Cin. Both sides of each speaker are switched so that twin screened leads can be used, still further reducing the risk of feedback. Actually, a switch with the necessary 4-pole 2-way contacts was not available so a 4-pole 3-way switch, such as is easily obtained, was used and the switch arm was prevented from moving to the third and unused position by adding a stop to the switch baseplate.

If a pick-up is to be used with the amplifier the constructor will have to be guided by the maker of the particular pick-up to be used. A transformer may still be required, but if the pick-up is suitable for direct connection to the grid Fig. 3 shows the precautions necessary. C7, C8 isolate the pick-up from the mains and could be .02 to .05 μ F each. Across the pick-up itself should be any resistance that may be recommended by the pick-up maker and

produced by Tallons originally to house the Mini-four receiver. This is a very convenient size and type of cabinet which is easily available still but which called for a very compact design. The photo-

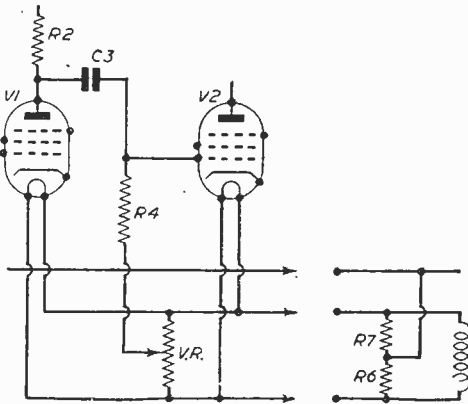


Fig. 4.—Method of cancelling hum.

R8 has to be introduced to complete the D.C. path of the grid of V1. In this case a volume control will probably be required and had been introduced in Fig. 3 in place of the fixed resistor R4 of Fig. 1.

It may be as well to point out here that no volume control has been introduced into the circuit of Fig. 1 because for the purpose for which it is used full gain is always required and, when speaking into the unit in use as a microphone, there was found to be a remarkable tolerance in the volume of sound into the microphone for satisfactory reproduction. With the microphone at one corner of a room of rather more than average size, conversation carried out in a quiet voice at the furthest corner of the room was clearly transmitted, and even the conversation of pedestrians passing outside was picked up, though one could speak in a moderate voice quite near to the unit without blasting. If a volume control is desired for any purpose that in Fig. 3 could be adopted.

Construction

The prototypes, two have been built already to this design with success, were designed to fit, power pack, amplifier and speaker, into one of the cabinets

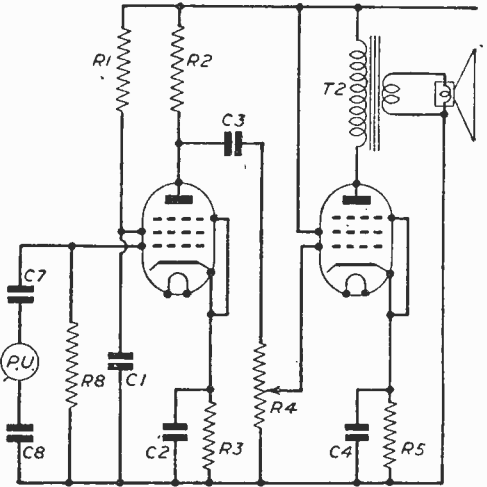


Fig. 3.—Amplifier modification required for use as record-player.

graphs and drawings will show how this was achieved. The circuit used, as previously mentioned was that of Fig. 1, without volume control, but with the addition of the switching given in Fig. 2 to allow two-way communication.

A double-decker chassis was made up from sheet aluminium in the form indicated in Fig. 5.

(To be Continued).

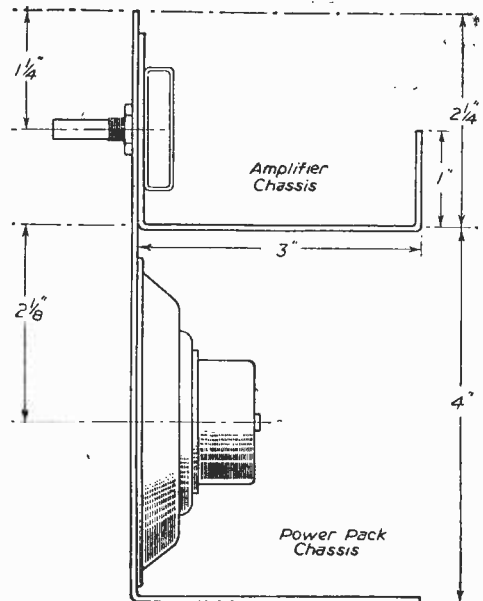



Fig. 5.—Method of constructing the chassis.


EDDYSTONE FINE COMMUNICATION RECEIVERS



MODEL '740'

- Sound design
- Eight valves
- High performance
- Geared Drive
- Mechanical bandsread

£42 : 15 : 0 (exempt from Purchase Tax)



MODEL '750'

- Double superheterodyne
- Eleven valves
- Variable selectivity
- Long linear scales
- Chrome handles

£68 : 0 : 0 (exempt from Purchase Tax)

For full specifications, please apply to your local Eddystone Distributor or to—
STRATTON & CO. LTD., EDDYSTONE WORKS, BIRMINGHAM, 31



CONDENSERS

The abbreviated ranges of two popular types given here are representative of the wide variety of T.C.C. Condensers available.

'VISCONOL CATHODRAY' CONDENSERS

Cap. Range: 0.005mfd. to 1 mfd.
 Voltage Range: 750 to 25,000 at 60°C.

| Cap. in μ F. | Max. W/kg. at 60°C. | Dimens. (Overall) | | Type No. |
|------------------|---------------------|---------------------|---------------------|-----------|
| | | Length | Dia. | |
| .0005 | 25,000 | 5 $\frac{1}{8}$ in. | 1 $\frac{1}{8}$ in. | CP.57.HOO |
| .001 | 6,000 | 2 $\frac{1}{8}$ in. | $\frac{3}{8}$ in. | CP.55.QO |
| .001 | 12,500 | 3 in. | 1 $\frac{1}{8}$ in. | CP.56.VO |
| .01 | 6,000 | 3 in. | 1 $\frac{1}{8}$ in. | CP.56.QO |
| .1 | 7,000 | 6 $\frac{1}{8}$ in. | 2 in. | CP.58.QO |
| .25 | 5,000 | 5 $\frac{1}{8}$ in. | 2 $\frac{1}{8}$ in. | CP.59.MO |

Regd.

MOULDED MICA CONDENSERS

Stacked Foil. Capacities from 50 to 10,000 pF
 Voltage Ratings, 350 to 2,500 v. D.C. Working.

MOULDED SILVER MICA CONDENSERS


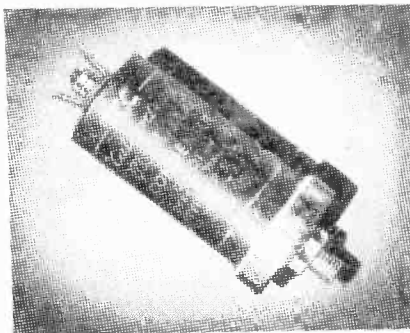
Capacities from 10 to 10,000 pF.
 Voltage Ratings, 350 v. D.C. Working.

WAX PROTECTED SILVERED MICA CONDENSERS


Capacities from 5 to 12,000 pF.
 Voltage Ratings, 350 v. D.C. and 750 v. D.C. Working.

THE TELEGRAPH CONDENSER CO. LTD.

Radio Division: North Acton, London, W.3. Tel: Acorn 0051



**A COMPLETELY ASSEMBLED
"ALL-WAVE" SUPERHET
CHASSIS**



been given to the quality of reproduction which gives excellent clarity of speech and music on both Gram and Radio, making it the ideal replacement Chassis for that "old Radiogram," etc.

Brief specifications—Model R.3.—Wave line up, 6BE6, 6BA6, 6AT6, 6BW6, 6X4. Waveband Coverage. Short 16-50. Medium 187-550. Long 900-2,000 metres. Controls (1) Volume with on/off; (2) Tuning (flywheel type); (3) Wave change and Gram; (4) Tone (3 position switch operative on Gram and Radio). Negative Feedback is employed over the entire audio stages. Chassis size, 11in. x 7in. x 8in. high. Dial size, 9in. x 4in. Price, complete and READY FOR USE, excluding speaker, £12 12/-. (Carr. and Pkg. 7/6 extra.)

MODEL R.3 P.P.—This model is the B.3 Receiver but incorporates two 6BW6 VALVES in PUSH PULL resulting in really excellent quality reproduction up to approximately 6 watts Price £15 15/-. (Plus 7/6 carr. and ins.)

MODERNISE YOUR OLD RADIOGRAM FOR

£25

INCLUDING 10" P.M. SPEAKER.
Plus 10/- Carriage and Insurance.

MODEL R.3.—A 5-valve, 3-waveband Superhet Receiver, for operation on A.C. mains 100-120 volts and 200-250 volts, employing the very latest miniature valves. It is designed to the most modern specification, great attention having been given to the quality of reproduction which gives excellent clarity of speech and music on both Gram and Radio, making it the ideal replacement Chassis for that "old Radiogram," etc.

Brief specifications—Model R.3.—Wave line up, 6BE6, 6BA6, 6AT6, 6BW6, 6X4. Waveband Coverage. Short 16-50. Medium 187-550. Long 900-2,000 metres. Controls (1) Volume with on/off; (2) Tuning (flywheel type); (3) Wave change and Gram; (4) Tone (3 position switch operative on Gram and Radio). Negative Feedback is employed over the entire audio stages. Chassis size, 11in. x 7in. x 8in. high. Dial size, 9in. x 4in. Price, complete and READY FOR USE, excluding speaker, £12 12/-. (Carr. and Pkg. 7/6 extra.)

MODEL R.3 P.P.—This model is the B.3 Receiver but incorporates two 6BW6 VALVES in PUSH PULL resulting in really excellent quality reproduction up to approximately 6 watts Price £15 15/-. (Plus 7/6 carr. and ins.)

**A GENUINE
SPECIAL OFFER!**

A 3-Speed Auto Change Unit by a very famous mfr.
£11. 14. 6
(Normal Price is £16/10/-)



Brand New in makers cartons, complete with mounting instructions.

- These units will auto change on all three speeds, 7in., 10in., and 12in
- They play MIXED 7in., 10in. and 12in. records.
- They have separate saphires for L.P. and 78 r.p.m. which are removed into position by a simple switch
- Minimum base-board size required 13in. x 12in. with height above 5in. and height below baseboard 2in

A bulk purchase enables us to offer these BRAND NEW UNITS at this exceptional price. Please include 7/6 packing, and insurance.



THE "MINI FOUR."—A 4-valve Battery Superhet Receiver, designed by "Practical Wireless" to receive 4 Pre-set Stations, no tuning being necessary. The complete Receiver can be built for £9/10/- (plus case 15/6). Send 1/6 for Assembly Instructions, Layouts and Component Price List.

THE "MINI TWO-THREE."—Complete diagrams and layouts from which either a T.R.F. 3-valve set or a 2-valve set (afterwards easily converted to the 3-valve) can be made for £5/3/- or £4/3/6 respectively (plus case, 15/6). Full Instructions, Layouts and Components Price List, 2/-.

THE "MINI TWIN"—The ideal set for the beginner! A simple 1-valve 2-stage Battery Set covering Long and Medium Wavebands. Can be built for 37/6, plus 9/6 for attractive Plastic Case and 14/9 for suitable headphones. Complete Instructions, layouts and price list 1/3.




A MAINS OR BATTERY PORTABLE KIT

A midget 4-valve Superhet Portable Set covering medium and long wave bands. Designed to operate on A.C. mains 200-240 volts or by an "All-dry" battery. The set is so designed that the mains section is supplied as a separate unit which may be added at any time. The Kit therefore can be supplied (a) as an "All-dry" Battery Superhet. Personal Set which can be accommodated in the Attache Case as illustrated (size 9in. x 4in. x 7in.). This is attractively finished in lizard, maroon dark green, or blue rexine. (b) or as a Combined Mains/Battery Superhet Portable Receiver, for which a both Mains Unit and Batteries together.

Circuit incorporates delayed A.V.C. and Pre-selective Audio Feedback. Kit is complete in every detail and includes ready-

wound Frame Aerials fully aligned I.F. Transf. and drilled chassis, etc. Overall size of assembled chassis 8in. x 4in. x 2 1/2in. This receiver as illustrated can be completely built for approx. £10 (plus Mains Unit, if required). Send 1/9 for the fully descriptive Assembly Book which includes Practical Layouts and complete price list of Components.



A QUALITY "PUSH-PULL" AMPLIFIER

A Kit of Parts to build a 6-8 watt Push-Pull Amplifier for operation on A.C. mains 200-250 volts. Incorporates a simple arrangement to enable either a magnetic, crystal or light-weight pick-up to be used. A 10-watt Output Transformer is designed to match from 2 to 15 ohm speakers. Tone control is incorporated. The overall size of the assembled chassis is 10in. x 8in. x 7 1/2in. high. Price of kit complete in every detail, including drilled chassis and valves, £6 17/6. Component layout is supplied. Price of assembled chassis, supplied ready for use, £8 12/6. Instructions, layouts and price list 1/-.

**A COMPLETE 4 VALVE £6/9/6
T.R.F. CHASSIS for only (plus 7/6 carr. and ins.)
including a 5" P.M. SPEAKER and VALVES**

This receiver is of the very latest design covering both Long and Medium Wavebands, and includes the modern B.V.A. miniature valves. The line up being 12BA6—12AT6—12A6—35W4. It incorporates Permeability Tuned Coils thus ensuring excellent selectivity and sensitivity. The overall size of the complete chassis including Speaker is 10in. x 4in. x 6in. An attractive Baltic Ivory finished Cabinet, size 11in. x 5in. x 6in. is available for 16/6 (plus 2/6 carriage and insurance).

**The SOUND-MASTER TAPE RECORDER
FOR THE HOME CONSTRUCTOR**

The complete constructional folder is now available for 6/6. This Provides detailed instructions, layouts and diagrams together with a Component price list.

**A COMPLETE
"CAR RADIO"
FOR THE HOME CONSTRUCTOR**



A design of a complete 5-VALVE SUPERHET RECEIVER employing an R.F. Stage and incorporating a separate VIBRATOR P.A.K size 4 1/2 x 2 1/2 x 6 1/2 for use on 6 or 12 volt D.C. supplies. We can supply all components to build this complete Receiver and Vibrator Pack including a Metal Case.

Valves, Drilled Chassis and 5in P.M. Speaker for **£12.19.6**

(Carr. and Ins. 5/8 extra.)

or the receiver Components for £9 19/6, and the vibrator Components for £3 0/0.

This is NOT an EX-GOVT. Receiver. It is a new design employing new Components. Send 2/8 for the complete set of ASSEMBLY INSTRUCTIONS, CIRCUITS and PRACTICAL LAYOUTS, including a complete individual Component Price List.

STERN RADIO LTD. 109 & 115, FLEET ST. E.C.4
TELEPHONE: CENTRAL 5812/3, 4

THE "TELE-VIEWER"

5 CHANNEL TELEVISOR

A Design of a Complete 12in. or 9in.

SUPERHET T.V. RECEIVER FOR THE HOME CONSTRUCTOR

This receiver has been developed after most careful research and affords a high standard of Television entertainment by producing a picture of really outstanding quality.

We confidently believe that not only have we achieved a T.V. Receiver that surpasses in efficiency any other designed for the home constructor, but that successful construction, even by the most inexperienced is assured by the step by step wiring detail and diagrams provided, and at about half the cost of the nearest comparable commercial receiver.

Here are some of the features which combine to make this such a fine receiver :

- The Superhet circuit easily tuned to any of the five channels, i.e., LONDON, SUTTON, COLDFIELD, HOLME MOSS, WENVOE and KIRK-O-SHOTT'S. (The extreme ease of tuning is accomplished by the provision of Pre-aligned I.F.T.'s)
- A lifelike, almost stereoscopic, picture quality made possible by the following factors :
(a) Excellent band width of I.F. circuits. (b) A really efficient video amplifier. (c) C.R.T. Grid modulated from low impedance source. (d) High E.H.T. voltage (approx. 10 kV.)
The picture brilliance is also much above the average and enables comfortable viewing with normal room lighting or daylight.
- FIRM picture "HOLD" circuits (Frame-Line) ensure a steady picture, free from bounce or flicker even under the most adverse conditions met with in "fringe" areas and excellent "interlace" ensures the absence of "liney effect."
- Negative feedback is used in the audio frequency circuits which provide 2/3 watts of High Quality Sound.
- Entire receiver built on two chassis units, each measuring 14 1/2 in. x 6 1/2 in. x 3 1/2 in.
- Rigid C.R.T. mounting enables entire receiver to be safely handled with tube in position
- All pre-set controls are mounted on side of chassis enabling all adjustments to be carried out whilst facing the C.R. Tube.
As no hire purchase terms are available the receiver can be bought in five separate stages (practical diagrams and circuits are provided for each stage) thus enabling hire purchase interest rates to be avoided.

A DUAL CHANNEL PRE-AMPLIFIER and TONE CONTROL UNIT

This comprehensive PRE-AMPLIFIER and TONE CONTROL UNIT provides full control of Bass and Treble in conjunction with a main Volume/Mixer Control. Can be used with any Amplifier and any Pick-up, the range of frequency control provided by the unit affording ample compensation for all types of Pick-up and all natures of recordings, i.e. English, American and Long-Playing, without recourse to Pick-up correction. The extreme flexibility of the Bass and Treble Controls is such that the level of Bass and Treble can be set to suit any conditions irrespective of the volume output of the Amplifier.
The Unit measures only 7 in. x 4 in. x 2 in. including self-contained Power Supply, and can be accommodated either on or away from the main Amplifier, i.e. in the front panel of a Cabinet or any other position. Price, including drilled chassis, valves (6SN7 and 6J5), £3/16/9. Complete assembly data is available separately for 1/8. Completely assembled and ready for use. £5/5/-.

THE "WIRELESS WORLD" 3-VALVE SET

A Midget 3-valve T.R.F. Receiver for operation on A.C. mains, covering long and medium wavebands. We are able to supply all of the components to build this set, as designed, and specified in the 1953 issue, including the drilled chassis, valves and moving coil speaker, etc. at the following prices:—To construct complete chassis, less dial and drive assembly, £5/5/- Ditto, including dial and drive assembly, 58. To construct the complete Set, including dial and drive assembly and cabinet, £7/3/6. Overall size of cabinet is 2 1/2 in. x 5 1/2 in. x 11 in. A reprint of the designer's article, giving Circuit and Assembly Instructions (this is available separately for 1/-), together with a Practical Component Layout is included with each of above assemblies.

Famous Manufacturer's SHADED POLE 10/6 GRAM MOTORS


(Plus 1/- carriage and Insurance). Clockwise rotations and incorporates a Mains Adjustment Panel. Could also be used as Recording Take Up or Rewind Motor.

THE COLLAR MODEL £4/17/6 AC47. GRAM UNIT

(plus 3/- carriage and insurance) For use with 78 r.p.m. Records. Includes 12 inch Turntable and incorporates a variable speed control.

SPECIAL OFFER

A 12in. P.M. SPEAKER (2-3 ohm Voice Coil) by a very famous manufacturer for only 49/6 (plus 2/- carriage and insurance) THESE ARE BRAND NEW IN MAKERS CARTONS



This complete TELEVISOR, including all Valves can be built for only £28-16-4 (plus cost of C.R.T.)

We are able to supply a New Mullard 12in. C.R.T. to purchasers of this T.V. at the specially reduced price of £12/19/6

Complete set of ASSEMBLY INSTRUCTIONS are now available, price 5/-. The instructions include really detailed PRACTICAL LAYOUTS, WIRING DATA AND COMPONENT PRICE LIST.

ALL COMPONENTS ARE AVAILABLE FOR INDIVIDUAL PURCHASE. A CABINET WILL ALSO BE AVAILABLE.



COMPLETE KIT FOR 12-watt HIGH FIDELITY "Push-Pull" AMPLIFIER

designed for A.C. mains 200 to 250 volts. employs 5 valves plus rectifier, with negative feedback, and comprises a main amplifier chassis and a remote controlled Pre-amplifier and Tone Control Unit, incorporating four controls—bass, treble, main volume or mix, and microphone selector switch. This control unit measures only 7 x 4 x 2 in. The measured frequency range of the amplifier with this unit shows an excellent response from 14,000 cycles down to 20 cycles, the bass and treble controls allowing independent control of gain at both ends of the frequency range from zero to a gain of 50. It can be seen, therefore, that ample correction is provided to suit any type of pick-up with any type of recording. Input voltage for maximum output is 70 mV. 6.3 volts at 2 amps. and 30 mA. H.T. is provided for tuning unit, etc. Price of complete kit, Amplifier and Control Unit, including drilled chassis and valves, £14. Complete specification and layout, 2/-. We can also supply completely assembled and ready for use at £17. Please add 7/6 carr. and insurance.

THIS AMPLIFIER COMPARES WELL WITH THE WILLIAMSON AND SIMILAR DESIGNS AT A FRACTION OF THE COST

"Personal Set" Battery Eliminator


A complete kit of parts to build a Midget "All-dry" Battery Eliminator, giving approx. 69 volts and 1.4 volts. This Eliminator is for use on A.C. mains and is suitable for any 4-valve Superhet receiver requiring H.T. and L.T. voltage as above or approx. to 69 volts. The kit is quite easily and quickly assembled and is housed in a light aluminium case, size 4 1/2 in. x 1 1/2 in. x 3 1/2 in. Price of complete kit with easy-to-follow assembly instructions, 42/6. In addition we can offer a similar COMPLETE KIT to provide approx. 90 volts and 1.4 volts. Size of assembled Unit 7 in. x 2 1/2 in. x 1 1/2 in. Price 47/6.

STERN RADIO LTD. 109, & 115, FLEET STREET, E.C.4
TELEPHONE: CENTRAL 5812/3/4.

Volume Controls

Midget Edison type. Long spindles. Guaranteed 1 year. L.E.S.S. Sw. 3/- D.P. Sw. S.P. 4/- ALL VALUES - 10K. to 2 MEG.

80 ohm CABLE COAX STANDARD 1/4 diam. Polythene insulated. REDUCED PRICE 9d. A YARD. NOT Ex. Govt. COAX PLUGS, 1/2 each. SOCKETS, 1/2 each. LINE CONNECTOR, 1/2.



ALL WAVE RADIOGRAM CHASSIS 3 WAVEBANDS VALVES LATEST MULLARD S.W. 14in. - 50m. MIDGET SERIES M.W. 200m. - 350m. ECH 42, EF 41, EBC 41, EL 41, L.W. 800m. - 2,000m. E22 40.

BALANCED TWIN FEEDER per yd. 6d } 80 TWIN SCREENED FEEDER per yd. 1/- TRIMMERS. Ceramic. 35, 50, 70 pf., 9d.; 100 pf. 150 pf. 1/3; 250 pf. 1/6; 600 pf. 1/9. RESISTORS. - All values: 1 w., 4d.; 1 w., 6d.; 1 w., 8d.; 2 w., 1/-.

WIRE-WOUND RESISTORS. - Best Make Miniature Ceramic Type - 5 w., 15 ohm to 4 K.; 1/8; 10 w., 20 ohm to 6 K.; 2/3; 15 w., 30 ohm to 10 K.; 2/9; 5 w. Vitreous, 12 K. to 25 K. 3/-.

WIRE WOUND POTS. 3 WATT, FAMOUS MAKES. - Pre-Set Min. T.V. Type Kurlord, Slotted Knob. All values 25 ohms to 30 K. (50 K and 100 K Carbon Track) 3/- each. Standard Size Pots, 2 1/2in. Spindle. High Grade All Values. 100 ohms to 30 K. 5/8; 100 K. 6/6.

O.P. TRANSFORMERS. - Tapped small pentode, 3/8. Heavy duty 70 ma., 4/6. Ditto, tapped, 4/8. L.F. CHOKES 10 h. 65 ma., 4/6. 20/25 h. 100/150 ma., 12/6. 5 h. 250 ma., 15/-.

MAINS TRANS. - Made in our own workshops to high grade specification. Fully inter-leaved and impregnated. Heater Trans., tapped prim., 6.3 v. 1 amp. 7/6. 350-0-350, 80 ma., 6.3 v. 4 a., 5 v. 2 a., ditto 300-0-300 ditto 250-0-250, 21/-.

QUALITY P.P.O.P. TRANS. 20 w., special Stallion 4 A.W. Sectionalised, low leakage windings, primary inductance 70H., leakage inductance 0.07H., secondary impedance 3 and 15 ohms. Primary impedance to individual requirements, fully shrouded and terminated. 3 gas. Ditto, as above 15 w. output, 2 1/2 gas. Part Post and Packing 1/- extra please.



MIDGET WALNUT CABINET. - 12in. x 7in. x 5in., complete with punched chassis dial, back panel, drum, drive, cord, spring, pointer, 28/6, plus post 2/-.

TYANA. - Midget Soldering Iron 200/250 v.. 16/9. SOLON. - Ditto 25 w., 19/8.

100 ASSORTED RESISTORS. - 10 useful values, 1 w. and 1/2 w Brand new 12/6.

EX GOVERNMENT UNITS. - Our selection, 3 different. All containing useful parts. TO CLEAR, carr. paid, 15/-.

TAG STRIPS. - 2-way, 2d.; 3 to 5-way, 3d.; 6-way, 4d. PLATED Terminals, 6d. each

MARY ANN Vacuum Cleaner Flexible Hoses, plated ends, standard fitting, 10/6. 12ft. appliance lead switched connector and combination adapter, 6/9.

EXTENSION LOUDSPEAKERS. - 6in. P.M. 3 ohm unit, less trans., attractive wooden cabinet, complete, 35/-.

SCREENED GRID CAPS int. oct. or Mazda, 8d. each. WHIP AERIALS. - Steel (copper plated) ft. long, 2/- each. Carr. paid.

TV. AERIALS. - Full range popular types in stock, Aerialite, etc. All channels. Indoor for type Inv. T., 13/6. Outdoor single dipole, 37/6. H type with chimney lashings, etc., 92/6. X type H type, 7ft. mast and chimney lashings, etc., 88/6. Fringe models available.

TOGGLE SWITCHES EX-GOV'T. "On-Off." 9d. M cores solder 60/40, 19in., 5/6 1 lb.; 4d. wt.; T.C. wire 18 to 22 s.w.g., per yd., 2d. PVC Coating wire, 10 colors, single or stranded, 2d. yd. BTG V-to-Holder and Screening Can. 1/8. V-holders, octal. pax., 4d.; moulded, 6d.; EF30. BTG, 9d.; BSA, B3A, 1/-; B12A (CRT), 1/3, etc.

Brand New and Guaranteed, complete with 10in. P.M. Speaker. A.C. Mains 200/250 v. operation. Voltage selector panel. Parmeko Mains Transformer. Four position Wave-Change Switch, Short-Medium-Low-Grand. Slow Motion Tuning. Provision for Ext. Speaker and Pick-up connections. High Q Iron-cast cored coils, 455 Kcs. I.F. Latest circuit technique incorporating delayed A.V.C. and Negative feedback. Power Output 4.2 watt. Supplied complete with High Flux 10in. P.M. Speaker. 3 ohms output transformer mounted on chassis. Heavy cathoda plated chassis size 1 1/2 x 3 1/2 x 2 1/2. Attractive Glass Dial - 10in. x 4 1/2in. edge lit by 2 Pilot Lamps. Background colour Gold with distinctive colouring for Station Name. L.W. - Black, M.W. - Red, S.W. - Green. Four 1/2in. diam. Control Knobs supplied, either Walnut or Ivory to choice. Completely aligned and calibrated, ready to fit in Cabinet. PRICE, £10.15/0. Carriage and Insurance, 4/6. (Without 10in. Speaker, £9.15/0 Carr. & Ins. 4/6.)

NEW BOXED VALVES GUARANTEED ALL BRITISH 7/6 1A5 5/6 6K6 7/6 12SH7 5/6 8in/British 7/6 1R5 9/- 6K7 6/6 11D13 9/6 8in/Sylvania 9/6 1R5 9/- 6K8 10/6 357A 10/6 8in 10/6 1T4 9/- 6K25 12/- 3544 10/6 8in/E91 10/6 134 9/- EF80 10/6 4/5 8/6 8in/EP92 9/6 324 9/6 6L6 10/6 50L6 9/6 8in/EL34 9/6 3V4 9/6 6P25 15/- 7/6 7/6 8in/EL1 10/6 2X2 5/6 6Q7 10/6 7/6 7/6 8in/EV1 12/6 3D6 2/6 6SA7 8/6 7/6 7/6 8in/EY1 8/6 5U4 10/6 6SG7 6/6 8/6 10/6 8in/EL23D 5V4 9/6 6SH7 6/6 8/6 5/6 617 7/6 6X3 9/6 8/6 7/6 8in/HV2A 7/6 6R4 7/6 6J6 10/6 6DAF91 9/- 8in/41 Equip. 6BE6 10/6 6AK5 10/6 6L92 9/6 6RW9 10/6 6T87 9/6 6DL94 1/6 8in/SP1 8/6 6CA 7/6 6D3 10/6 6E149 4/6 8in/SU150 7/6 6C8 7/6 6D2 5/6 6E40 2/- 6in/PT5 9/6 6D6 7/6 11D3 8/6 6E834 1/6 8in/14 9/6 6F9 9/6 12A6 7/6 6E91 8/6 6U2 9/6 6F13 10/6 12AT7 10/6 6ECC33 9/6 6V23 7/6 6G6 6/6 12AX7 10/6 6K91 7/6 6V116 6/6 6H6 3/6 12K7 10/6 6E93 9/6 6EL80 12/6 6J5 7/6 12K8 10/6 6E95 Equip 25L8 10/6 6H7 8/6 12Q7 10/6 5/6 6E8A6 9/6

Huge Stock B.V.A. Valves at 1951 low tax prices. SPECIAL PRICE PER SET: 1R5, 1T4, 1R5 and 884 ... 32/6 6K6, 6K7, 6Q7, 6V6, 5Z4 or 6X5 ... 40/- VIEWMASTER. Set 12 valves, £8/10/- With EY51, £7. TELEKING. - Set 17 valves, £9/10/- LYNX. - Set of 17 valves, £9.

LINE CORD. - 2a., 100 ohms per foot, 3a., 60 ohms per foot, 2-way 1/6 a yard, 3-way 1/8 a yard. SLEEVING. - Various colours, 1, 2 mm. 2d.; 3, 4mm., 3d. yd.; 6mm. 5d. yd. MAINS DROPPERS. - (3in. x 1 1/2in.) Adj. sliders, 3 amp. 800 ohms, 2 amp., 1,000 ohms, ea. 4/3.

BARGAIN OFFER! EDISWAN 78 r.p.m. Single-player Gram Unit, High Impedance Magnetic Pick-up. Press lever started for 10" or 12" records, auto stop. List £6.15s. Our price £4.10s. Carr. 2/6.

T.R.S. RADIO COMPONENT SPECIALISTS 307, WHITEHORSE ROAD, WEST CROYDON THO 1665 Mail Order: 71, NEEDVALE ROAD, EAST CROYDON

CONDENSERS. - New stock best makes 001 mfd 8K.V. P.C.C. Ditto 12.5 kV., 96; .002 Muirhead 8 kv. 2/6; 2 pf. to 500 pf., 6d.; .001, .005, .01 T.C.C. 500 v. 02 N.S.F. 500 v. 1mf. d. 250 v. Micromold Tub. 9d.; .05 N.S.F. or Dubilier, 1 mfd. Hunts 500 v., 1/-; .25 mfd. 500 v. Hunts, 1/6; .5 mfd. 500 v. Hunts 1/9; .01 Sprague stock ends, 5d.

ELECTROLYTICS ALL TYPES NEW STOCK. Tubular Wire ends, Can Types, Clips, 3d. ea. 84590 v. Dubilier, 2/- 16/450 v. T.C.C., 3/6 84580 v. B.E.C., 2/6 16/500 v. Dubilier, 4/- 85500 v. Dubilier, 3/- 32/350 v. B.E.C., 4/- 10/500 v. Dubilier, 2/6 60/350 v. T.C.C., 6/6 10/500 v. Dubilier, 4/- 250/350 v. B.E.C., 8/6 16/350 v. B.E.C., 3/- 8+8/500 v. Dubilier, 4/6 32/350 v. Dubilier, 4/- 8+16/450 v. B.E.C., 5/- 32/500 v. Dubilier, 5/- 8+15/500 v. Dubilier, 5/6 50/150 v. Dubilier, 4/- 16+16/450 v. B.E.C., 5/6 25/25 v. Dubilier, 1/9 16+16/500 v. Dub., 6/- 50/12 v. T.C.C., 1/9 32+32/275 v. Dub., 4/6 50/25 v. Dubilier, 1/9 32+32/350 v. a. 2+2/25 v. 50/50 v. T.C.C., 2/- in same can B.E.C., 6/6

SENERCEL RECTIFIERS. E.E.T. TYPE. - K3/25 2V. 4/3; K3/40 3.2Kv. 5/6; K3/45 3.5Kv. 6/6; K3/50 4Kv. 7/3; K3/100 5Kv. 12/6; K3/190, 18/6.

MAINS TYPE. - RM1, 125 ma. 60 ma., 4/- RM2 100 ma., 4/9; RM3, 120 ma., 5/9; RM4 250 v. 275 ma., 16/-.

KNOB'S, GOLD ENGRAVED. - Walnut or Ivory 1 1/2 in. diam., 1/6 each. "Focus," "Contrast," "Brilliance," "Brilliance-On-Off," "On-Off," "Volume," "Vol.-On-Off," "Tone," "Tuning," "Tumble," "Rise," "Wavechange," "Radio-gram," "S.M.L. Gram," "Record-Play," "Brightness," Ditto not engraved, 1/- each.

COILS. - Wearite "P" type, 2/6 each. Midget: Q type, adjustable auto cut, 3/6 each. All Engraved.

REACTION COND. - .0001, .0005, .0005 m.d., 3/6 ea. AIR SPACED VARIABLE COND. - High quality 10pf. 1/9, 20pf. 2/3, 30pf. 2/9.

SURPLUS MAINS TRANS. - Prim. 0-200/250 v. Sec. 275-0-275 v., 60 ma. 6.3 v. 3 a., 8.3 v. 1 a., 10/6; ditto, 260-0-260 v. 80 ma., 6.3 v. 3 a., 6.3 v. 1 a., 12/6. Oscilloscope Transf. Prim. 0-230 v. Sec. 800 v. 15 ma., 5 v. 2 a., 5 v. 2 a., 4 v. 1 a., 17/6 P.P. all Transf. 1/9.

BATTERY CHARGER. - 200/250 v. Output 6 v. and 12 v., 14 amps., in steel case complete with fuses and leads, ready for use. OUR OWN MARK FULLY GUARANTEED, 35/-, P. & P. 1/-.

CHARGER TRANSFORMER. - 0-200/250 prim. sec. 0, 15 v. 14 amp., 13/6.

G.E.C. FULL WAVE BRIDGE TYPE RECTIFIER - 4 or 12 v. D.C. 14 amp., 9/8. S.T.C. ditto, 1 amp. 13/6.

C.R.T. HEATER ISOLATION TRANSFORMER. - Low leakage windings with 15% sec. boost, 2 v., 9/6; 4 v., 10/-; 6.3 v., 10/8; 13 v., 11/- ... series type for 6.3v. 3a. tubes 10/6.

FUSES. - 1 1/2 in. all values 60 ma. to 15 a., 6d. H.F. MIDGET CHOKES. - 14 M.H. 2.6 each.

BRIMISTORS. - CZ1 for 3 a. heater chains, 3/6 CZ2 or 15 a. or 2 a. 2/6.

COPPER ENAMEL WIRE. - 1lb. reels 16 to 20 s.w.g., 2/-; 22 to 28 s.w.g., 2/6; 30 to 40 s.w.g., 3/6.

WIDE ANGLE SCANNING. - Full range Allen, Teleking, and Viewmaster. Components in stock.

TWIN GANG STANDARD SIZE. - With feet, .0005 mfd., 8/8; Ditto midget, 7/8. 375 pf. midget twin gang, 6/6; BARGAIN .0005 mfd. twin gang, slightly oiled, 5/6.

ALUMINUM FORMERS and cores 1in., 8d.; 1/2 in., 10d.

SLOW MOTION DRIVES. - Epicyclic ratio 4:1, 2/3.

LOUDSPEAKERS 3" 3 OHM. Bin. Plessey, 12/6. Bin. Plessey, 13/6. 6 1/2 in. Tivox 14/6. Sin. Lectra. 15/6. 10in. Lectra. 25/6. Sin. G.E.C. Energised 70mΩ field with trans, 18/6.

WAVECHANGE SWITCHES. - All at 3/6. 2 p. 2 way, 2 p. 5 way, 4 p. 2 way, etc.

CRYSTAL DIODE. - Very sensitive. G.E.C. 3/8 B.T.H., 2/8. H.R. PHONES (S.G. Brown), 15/6 a pair.

OUTSTANDING BARGAINS UNREPEATABLE VALUE I.F. TRANSFORMER £1.5s. Govt. Min. Moving Coil, 1in. diam. Min. Circular Can, 2 1/2in. and 1 1/2in. diam. Pts octal V-holder cut out quality. A Real High Quality. "G.O.N." MISS THIS - ONLY 3/9 ea. Matching Trans., 3/9



On Your Wavelength

—By Thermion—

Thirty-one Years of Service!

THIS issue celebrates 21 years of continuous publication under one editor, Mr. F. J. Camm. I cannot claim to have served PRACTICAL WIRELESS for that period. I have sailed under two flags—*Amateur Wireless* from November 18th, 1922, until it succumbed to the fierce opposition of P.W., which absorbed it with its issue, dated January 26th, 1935. Mine was one of the few features which was carried on in the combined journal which, for a time, appeared under the title of *Practical and Amateur Wireless*. I well remember the sadness of the parting with my old love and the regret with which I received the news that a new journal, after a short space of three years, had knocked out the older of the two first radio journals. I remember, too, the smirks which took place in the editorial office of *Amateur Wireless* when it was first announced in *World's Press News* and other trade journals that George Newnes, Ltd., had decided to enter the highly competitive field of radio: we all gave it about three months, in view of the fact that in 1932, when "P.W." was launched, a large number of weekly and monthly competitors had had a ten-year start. I do not think that the editors of contemporaries enjoyed the same nonchalance and also *sang-froid*, because they planned boom issues to coincide with the first issue of P.W. The daily newspapers carried announcements singing not only the virtues of the new, but the praises of the old.

To have been first in many cases proves nothing but antiquity. To have become first and to have slain in honest combat most of the old established rivals is an achievement as far as I know without parallel in the history of periodical journalism.

The first issue of *Amateur Wireless* was dated June 10th, 1922, but I was not invited to contribute my weekly critique until the issue dated November 18th, 1922. Under the rules which then applied, a restraining hand was placed upon my comments and quite often my remarks were considered hypercritical and watered down by the time they appeared in print. The merging of the two journals did not occasion any hiatus. *Amateur Wireless* was suitably interred on January 19th, 1935, and combined with P.W. the following week, which carried the first of my contributions under the new editorship.

When I was called to the editorial sanctum sanctorum of PRACTICAL WIRELESS, I was pleasantly surprised to find that only the mildest of editorial restraint would be placed upon my writings, no doubt with a lively eye to the law of libel. I must say I found it refreshing to meet an editor whose only interest was his readers and who believed not in the write-up and trade puff adopted by so many journals, and in which things which quite rightly ought to be severely

criticised are praised, but in honest criticism without punches being pulled.

In carrying out this policy, I must say that brickbats and bouquets quite often have been deposited on my desk. Some readers have not seen eye to eye with me, whilst others have enjoined me to be even more critical. No critic worthy of his salt can expect to write that with which every one of his readers will agree. If he does he is only expressing the obvious and his writings are merely space-filling froth. How often does it occur that contributors have to serve under nervous editors who will hint at a fault and hesitate dislike—being willing to wound and yet afraid to strike! Such journals can never be taken seriously and, in the long run, their opinions will be accepted *cum grano salis*.


It was in such an atmosphere of keen competitive journalism that I witnessed one by one the old established journals fall by the wayside, until to-day only one esteemed competitor of long standing remains. It is not given to many contributors to write one feature continuously for 31 years and by this time, I think, I can fairly claim to be the doyen of radio journalists, for I was writing about radio long before the foundation of any of the popular radio journals. This issue, therefore, provides me with the occasion for a double celebration, and over my glass of sarsaparilla I shall toast not only my editor and colleagues, but my fellow contributors and the thousands of friends and friendly enemies who continue to write to me—yes even those whom, from time to time, ask the editor to sack me.

I am touched by the esteem, almost amounting to reverence, in which I am held by some readers; and by the belief in the omniscience with which some think I can solve their troubles. It is true that, in the course of years I have acted as intermediary for readers who have felt, perhaps, that some advertiser has not dealt fairly with them. Those have been rare occasions, but in every case I have found the advertiser has an adequate answer and satisfaction has always been obtained. All technical journals to-day run a light feature as a sort of comic relief to the technicalities of other pages. My feature is intended to provide a source of gentle bandinage and persiflage on this, that and the other and to criticise, choosing fair words. If I have not succeeded in the passage of 31 years in pleasing all of my readers all of the time I can at least claim to have pleased most of them most of the time.

I must say that I have loved writing this feature above all of my other journalistic work and I hope I shall be allowed to continue to do so.

My gratitude to all those readers who have written congratulatory messages.

Also to the many hundreds of beginners who have written to me on the subject of pictorial v. theoretical circuits: the general consensus of opinion is that we should give both, and steps are being taken in that direction. A selection of readers' opinions is to be published.



The **PW** FULL-COMPASS
Electronic
ORGAN

Introductory Details of Our New 6-octave Polyphonic Instrument Which Can Form the Basis of Various More Elaborate Designs. It Produces a Really Good Pipe Tone.

By W. J. Delaney (G2FMY)

Specification

In order that an idea of the design may be gained by would-be constructors the following is a description, omitting the cabinet or containing case which may, of course, be built to any desired idea. The original is finished in black and silver, not only for simplicity, but also from the photographic point of view. The basis of the design is shown in Fig. 1, from which it will be seen that note generators are connected to a suitable amplifier feeding the loudspeaker, and that the keys and tone shapers are in shunt between these two main elements. This is a different arrangement from practically all other similar instruments wherein the switching, etc., is in series. After experimenting with the various known schemes it was found that unwanted resistance effects, poor contacts and erratic action, which is likely to arise in home-made equipment, plays a greater effect in series schemes than in this shunt arrangement. Explained briefly, in this design everything is "earthed," and to sound a note or add a tone, the key or switch which is operated merely removes the earth connection from that part of the circuit and permits the desired note or tone to go to the amplifier.

The notes are generated by an oscillator; twelve of which are used to generate the notes of the top octave of the keyboard, and frequency dividers then produce the required additional four octaves of each note. Each oscillator is provided with a simple tuning control by means of which the note produced may be varied over two or three semi-tones. It is only necessary, therefore, when once set up, to adjust the pitch of the required note in the top octave to

EVER since the publication, last year, of our simple electronic keyboard instrument, we have received numerous requests for a polyphonic instrument, the requests ranging from a simple three- or four-octave instrument to a complete three manual plus pedals design of the cinema type. Many readers do not seem to realise the expense of building a proper organ design, and although novelty type instruments may be built quite cheaply, it is felt that if time and money are to be spent on constructing an instrument it might just as well be one that can be called a musical instrument. Accordingly, all the known methods were carefully studied with a view to finding some design which could be built by the average radio constructor; would not call for specialised parts which could not easily be fabricated (printed circuit arrangements, for instance); and which would be of such a type that it would lend itself easily to modification to suit individual preferences. A further refinement was finally added to the above—namely, portability.

The design now presented and shown in the illustration above, a rear view of which may be seen on page 599, is a single manual of the 60-note type, plus one octave of pedals, delivering a good pipe tone as distinct from the "electric organ" type. A foot-operated swell pedal is fitted, and the instrument is so arranged that it may be dismantled merely by removing a number of plugs, and in its dismantled condition it may be carried in a standard 8 h.p. car. Assembly of the sections after transportation takes only two or three minutes, but there is no reason why, if required, it should not be built as a complete self-contained arrangement for use in a church hall, etc. Forty-six valves are employed, of which 39 are double triodes.

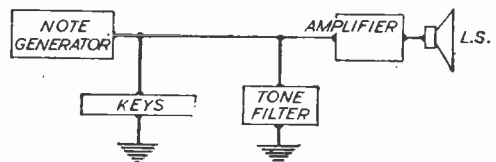


Fig. 1.—Basic arrangement of the organ.

produce automatically and correctly the remaining four octaves of that note. The entire keyboard is thus tuned with only 12 adjustments. The H.T. to the generators is stabilised.

Split Keyboards

Experiments were conducted with split and graduated keyboards but a successful design was not easy to find. Accordingly, no device of this nature is at present fitted, although experiments are continuing with an arrangement which shows promise. Rather than wait until the experiments are concluded, however, the original design is given now, and if at a later date the arrangement is found successful, details will be given and should not entail much modification. The notes produced from the generator stages are fed to a distribution strip in which a three leg filter takes the note not only to the appropriate key switch, but also to the octave above and below. For those new to music it should be mentioned that a fundamental note on the organ is referred to as the 8ft., the octave above as the 4ft., and the octave below as the 16ft. Switches permit the player to sound either a single note, an octave or two octaves merely by pressing one key. The small pedal clavier which is fitted is actually a 16ft. of the bottom octave of the keyboard, or in other words may be regarded as an octave extension at the end of the keyboard, but as explained later, the standard organ pedal clavier may be fitted with this 16ft. as its usual correct feature.

Tone Modifications

A separate valve stage is employed to modify the tone produced by the instrument, and this has the usual grid-circuit filters by means of which the tone may be "shaped." Switches as in the original design enable the desired filter to be included in circuit, and to function on any desired selected tone a vibrato stage is included. As described, there are seven tone switches, but the builder may use less or more as he desires, according to the uses to which the organ is to be put. The vibrator stage is provided with a control so that the *strength* of the oscillation (not its pitch) may be modified as required. It was not found necessary to have a pitch control as a separate device, but again, the design is such that if desired a two- or three-position switch may be fitted so that slow, medium and fast vibrato can be used as required.

Swell Control


A standard volume control is mounted in a foot pedal device and is included early in the L.F. circuits, and this has been found to function quite satisfactorily without noise, and a special device is not necessary here. A further point which is of great importance in all electronic organs is the suppression of key clicks. When an oscillator is switched into circuit it is not a simple matter to guarantee that the switching will take place exactly at the beginning or end of an oscillation,

and as a result a click will undoubtedly be heard. Usually, quite elaborate arrangements have to be adopted to eliminate the click, but in this design a quite simple arrangement is employed which, whilst it does not completely eliminate it, reduces it to such proportions that it can only be noticed by anyone who is listening critically for it. Under all normal playing conditions it will pass unnoticed, and the majority of those who have heard the organ have been unaware of the click until their attention has been drawn to it.

The construction, whilst it has been reduced to a fairly simple arrangement, does, of course, call for some careful and tedious work and will occupy many hours. No lathe or other similar apparatus is required beyond a simple hand-drill and the tools ordinarily met with in normal radio construction, but it is essential that the constructor should be able to solder really well. On the actual keyboard alone, for instance, there are over 500 soldered connections to be made, and to ensure that the organ is really reliable, especially if built in the portable fashion, these connections must be perfect.

Output Required

Two final points may be mentioned before commencing the actual circuit description. Firstly, the instrument may be needed for private use in the home, or for use in a church, hall or other public building. The output required under these conditions will vary considerably, but fortunately it is a simple matter and will not affect the design of the musical part of the organ in any way. As shown, the instrument delivers an output of about 15 watts "all out" which, when playing eight-note chords on the "full-



A rear view of the completed instrument. Any individual part may be instantly removed for test or servicing.

Organ" stop, is more than sufficient for the home, especially when using the pedals or playing in a lower register. Under these conditions the low notes will set in vibration windows, ornaments and all sorts of things which are not normally heard and one almost needs a special room in which to develop full output including the pedals. Incidentally, the lowest frequency on the pedals, the low C, is 32 c.p.s. and at 15 watts a really good speaker is essential. Preferably, this should be one designed specially for the purpose, but the specified model has been found to stand up well to this output, and the cabinet portion of the organ has not been specially modified to permit of this. If maximum performance is desired at low frequencies, the cabinet must be built in the form of an acoustic labyrinth to load the cone properly, or, alternatively, the arrangement needed for larger outputs adopted. This is, to use two speakers in

parallel, one mounted on each side of the swell pedal, with a vertical partition between them to take care of phase shift. For permanent use in a church hall, etc., the cabinet containing the speaker should be large and of the acoustic labyrinth type placed in a suitable position in the hall remote from the organ itself. The amplifier may then be designed to deliver 30 watts or more, as will be described.

Finally, the instrument described has been played by well-known organists of the church as well as the cinema type, and all have remarked on the tonal quality which is truly pipe-like and nothing of the squeaky form usually associated with electronic instruments. Such an instrument is obviously expensive to build, and it will be found that the cost will be of the order of £100.

(To be continued).

Radio Show Control

BEHIND the showmanship of radio manufacturers vying with one another to attract the public at the annual National Radio Show there is a technical network unique in any exhibition. This technical set-up is itself of considerable interest to ordinary visitors, because of the "peep behind the scenes" which it provides, and more so to anyone technically interested in broadcasting—especially to visitors from countries overseas which are developing or contemplating having a television service. In this year's Show there are some innovations designed to increase the practical efficiency of the control and to give a better public demonstration.

The co-operation which has always existed between the Radio Industry Council and the BBC is being further cemented by a closer degree of working and is centred around this control room. In it will be found all the technical apparatus responsible for the distribution of the television pictures which can be seen on the various stands throughout the Exhibition and in "Television Avenue."

Previously the control room has produced a closed circuit programme to enable the demonstration of television receivers to take place throughout the hours of the exhibition every day. This year, for the first time, the BBC are arranging to stage twice-daily small programmes which may be transmitted from their national television network. It will be appreciated that to undertake this the quality of the pictures generated within the control room and its associated studio must be of the highest order. The requirements, therefore, fall into two distinct categories, the first to enable the BBC to obtain its excerpts for the television programme with the help of the R.I.C. studio and cameras, and the second to distribute programmes throughout the exhibition which may be obtained from a number of sources. These are as follows:

- (1) The normal BBC service as received over the air from Alexandra Palace.
- (2) Films which can be transmitted by means of the film scanning equipment in the R.I.C. control room.
- (3) The output from two television cameras located within the glass-walled studio associated with the control room.
- (4) The television camera which covers the dais

on which from time to time various radio, television and other celebrities will appear.

- (5) Pictures taken from the BBC studio located in the exhibition which are fed through the control gear in the R.I.C. control room and subsequently to the receivers in the show.

Monitoring

The following details of the apparatus may be of interest: The programme officer has complete operational control of the equipment from his position in the control room and may choose at will any one of the five programme sources previously mentioned. The programme is monitored, passed through faders and then fed to the main amplifiers for distribution by cable and thence to the receivers. From previous experience it is known that the internal television circuit can suffer from direct pick-up of the Alexandra Palace signal, resulting in interference. For this reason the sets in use are those for Channel 4 (Birmingham) using 61.75 megacycles for vision and 58.25 megacycles for sound.

The waveform conforms to standard BBC practice and each outlet in the Show feeds only one receiver at a signal level of 1 Mv—3 db into 70 ohm unbalanced.

A comprehensive range of test equipment in the control room ensures that the standard and level of signal is maintained and continuous monitoring of the programme is carried out by the duty engineer.

The public address equipment is also regulated from the control room, and while the input amplifiers can be seen, the main amplifiers are located up in the roof and feed a large number of loudspeakers throughout the exhibition. Facilities are provided for playing both 78 r.p.m. and microgroove records.

The film scanner is of the latest type in which the film moves continuously through the gate, interlacing being provided by a lens system in the scanner.

VISIT OUR STAND

No. 87

**For the Best Books, Blueprints,
Periodicals & Reader Service.**

The Beginner's Guide to RADIO



The Sixth of a Series of Articles Specially Written for Those Who Have Become Interested in Radio for the First Time Explaining the Principles of Radio Transmission and Reception

By F. J. CANN

AS many readers may have already noticed, the printers omitted the final line of the formula which closed my article last month. It will be remembered that in dealing with resistances in parallel it was shown that the formula is

$$\frac{1}{R} = \frac{1}{5} + \frac{1}{3} + \frac{1}{2}$$

This, expressed in words, is "The reciprocal of the total resistance is equal to the sum of the reciprocals of the individual resistances." Working out the example, therefore, the answer would be

$$= \frac{6}{30} + \frac{10}{30} + \frac{15}{30} = \frac{31}{30}$$

$$\therefore \frac{1}{R} = \frac{31}{30}$$

and $R = \frac{30}{31}$ of an ohm.

Fig. 27 shows how the meter is used for measuring voltage and current. It will be seen that the voltmeter is connected in parallel whilst the ammeter is connected in series. Fig. 28 shows how to measure the voltage of a battery and how the current flowing from a battery through a resistor is measured with an ammeter. It sometimes becomes necessary to increase the range of a voltmeter when taking measurements which are outside the scope of the scale when the needle is in the fully deflected position. In such a case the excess current passing through the meter is by-passed by connecting a resistance across the meter. To increase the range of an ammeter a resistance is included in series with it to limit the current. This is shown in Fig. 29.

Of course, the meter itself has a resistance and this needs to be taken into account in calculations resulting from the meter readings. All voltmeters should have a resistance of at least 1,000 ohms per volt, whilst high class meters have a resistance of the order of 20,000 ohms per volt. This is to ensure that the meter does not itself take so much current that it produces false readings.

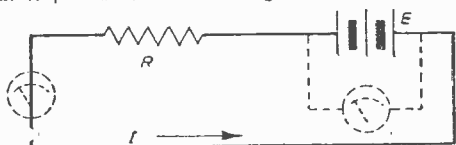


Fig. 27.—Voltage, E , is measured across a source and current, I , in series.

It is obvious that a circuit may be checked in two ways, either by measuring the current which it is passing, or by measuring the voltage on the anode of the valve. The *wattage rating* of a resistance is of importance, since it must safely carry without overheating the current it is designed for.

If resistance and current values are known,
 $W = I^2 R$ when I is expressed in amps
 or $W = \frac{\text{Milliamps}^2}{1,000,000} \times R$

If wattage rating and value of resistance are known, the safe current for the resistor can be calculated from

$$\text{Milliamps} = 1,000 \times \sqrt{\frac{\text{Watts}}{\text{Ohms}}}$$

For automatic bias circuits, the value of the bias resistor can be determined by

$$R = \frac{E}{I} \cdot 1,000$$

when R equals the value of the bias resistor in ohms; E the value of grid-bias required and I the anode current in milliamps of the valve, or the total H.T. current of the circuit according to the system in use.

Increasing Range

In increasing the range of a meter the resistance employed must, of course, be of a pre-determined value.

If R_m is the resistance of the meter; R_s the value of the shunt (parallel-connected) resistance and n the number of times it is wished to multiply the scale reading, then:

$$R_s = \frac{R_m}{(n-1)}$$

As already stated the voltage range of ammeter can be increased by connecting a resistance in series with it. If this series resistance is R_s and R_m and n as before, then

$$R_s = R_m \cdot (n-1)$$

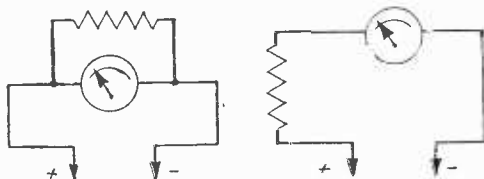


Fig. 28.—Two methods are used for increasing the range of an ammeter.

Colour Codes

All resistances, condensers, transformers, fuses and battery leads today are marked according to the colour code which enables their values to be read off and it is necessary to memorise this code. Here it is:

Resistances and Condensers

The colour codes for fixed condensers and fixed resistors are identical, the standard for resistors being ohms and for fixed condensers $\mu\mu\text{F}$ (Picafarads or micro-microfarads).

| Colour | Fig. | No. of noughts |
|--------|------|----------------|
| Black | 0 | None |
| Brown | 1 | 0 |
| Red | 2 | 00 |
| Orange | 3 | 000 |
| Yellow | 4 | 0000 |
| Green | 5 | 00000 |
| Blue | 6 | 000000 |
| Violet | 7 | |
| Grey | 8 | |
| White | 9 | |

The order of reading these colours is: Body, Tip, Dot.

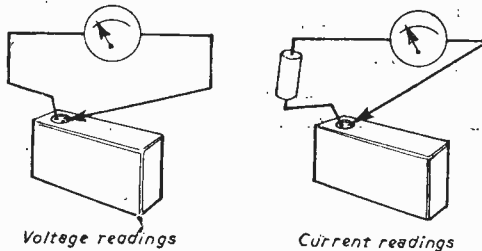


Fig. 29.—Pictorial illustrations of methods of measuring voltage and current.

Example. Resistance with red body, black tip and orange spot will have value of 20,000 ohms. If there is no dot on the body it indicates that it is of the same colour as the body.

| | Fuses |
|----------------|-----------------------|
| 60 mA. Black | 1 amp Dark blue |
| 100 mA. Grey | 1½ amp Light blue |
| 150 mA. Red | 2 amp Purple |
| 250 mA. Brown | 3 amp White |
| 500 mA. Yellow | 5 amp Black and white |
| 750 mA. Green | |

Choosing Meters

The greatest care must be taken in choosing measuring instruments for some of the cheaper grades require more watts to deflect the needle over the dial than the whole current consumption of the set. The most expensive meters take the least current to operate them; it is for this reason, therefore, that a good voltmeter must have a very high resistance—it may be as much as 1,000 ohms per volt and the current taken would be only 1 milliampere, the best type being the moving-coil pattern. This operates on the principle of a coil moving in the field of a permanent magnet. It is only suitable for use on direct-current circuits and being of the polarised type the leads must be connected up in the correct manner to deflect the needle of the instrument across

the dial in the right direction. If the leads are changed and connected the wrong way round then the needle swings over in the opposite direction; although a meter will often stand current in the reverse direction, it may possibly damage the needle by causing it to hit the reverse stop very hard, thus putting a strain on some of the mechanism. Accurate meters are generally fitted with an adjustment which will return the needle to zero, thus enabling it to be brought to exactly 0 on the scale before the instrument is used.

Voltmeters can be obtained in various voltage ranges and also there are those on the market which cover several readings, enabling voltages to be taken of, say, 0 to 10 volts L.T. and 0 to 200 volts H.T. The lower readings are suitable for testing filament voltages and low-tension battery voltages when the set is working.

Milliammeters. The anode current taken by the valves in a set so small that it is very seldom that an ammeter is used. To measure these minute currents a milliammeter is used, which is so arranged that its pointer moves for thousandths of an ampere, or as it is known, milliamperes.

When a milliammeter is joined in the anode circuit of the power valve, it is possible and very interesting to test for correct values of H.T. and grid bias, also to see the movement of the needle when the latter is incorrect. The grid bias should be adjusted to that stated by the makers of the valve and the set switched on, it being tuned to a station giving a medium amount of volume. If the biasing is correct the needle will remain steady and the reading on the dial should be noted. Switch off the set and reduce the bias a little. Switch on again and it will be observed that not only will the needle no longer be steady, but the current from the H.T. battery will have increased, thus indicating that distortion is occurring and, as before stated, H.T. current is being used wastefully.

If the same operation is gone through, but this time increasing the bias on the valve; it will be seen that the needle of the meter tends to 'kick upwards' on strong signals, at the same time the anode current from the battery will decrease, coupled, of course, with distortion. When the needle of the milliammeter kicks both up and down the dial and no alteration of the grid bias will correct it, it can be assumed that the valve is overloaded, that is to say, that the input to the set is rather greater than the valve can handle. If the power valve is overloaded a more suitable valve must be used in the last stage or the input to the receiver reduced. All that is necessary is to reduce the signal input slightly to that point where it does not result in overloading the last valve.

(To be continued.)

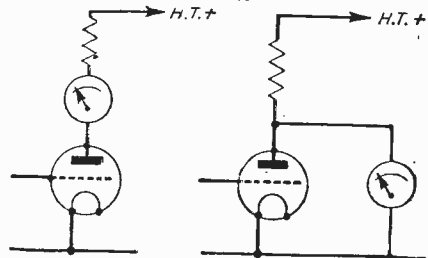
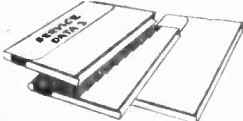


Fig. 30.—The working of a valve stage may be checked in two different ways as shown here.

ELECTRONIC PRECISION EQUIPMENT LTD.

BOOKS & PUBLICATIONS




SERVICE DATA

100 service sheets, covering British receivers which have been sold in big quantities, and which every service engineer is ultimately bound to meet. The following makes are included: Aerodyne, Alba, Bush, Cossor, Ekco, Ever-Ready, Ferguson, Ferranti, G.E.C., H.M.V., Kolster Brandes, Lissen, McMichael, Marconi, Mullard, Murphy, Philco, Philips, Pye, Ultra. Undoubtedly a mine of information invaluable to all who earn their living from radio servicing. Price £1 for the complete folder.
Our folder No. 2 consists of 100 data sheets covering most of the popular American T.R.F. and superhet receivers "all dry" etc., which have been imported into this country. Names include Spartan, Emmerson, Admiral, Crossley, R.C.A., Victor, etc. Each sheet gives circuit diagrams and component values, alignment procedure, etc., etc. Price for the folder of 100 sheets is £1. Post free.

FREE T.V. SERVICE SHEETS

The supplement to a new publication "Television Faults" contains complete circuit diagrams, component values, technical descriptions, etc., of 8 popular T.V. receivers as follows: Baird Everyman, T.29; Murphy, V.120C; English Electric, 1150M; Philips projection model 701A and 1800; Marconi, VT.53DA; Ultra V.711.
The book itself in the introductory chapter tabulates over 60 common faults from complete failures to such troubles as shadows in the corner. Against each fault symptom is given probable causes and a reference to the part of the book where more detailed information can be found. Following the quick fault finding guide are 10 chapters, each giving typical circuits and data indicating the actual components likely to be at fault.
The book is invaluable to novice and experienced T.V. servicemen alike because it contains a wealth of practical experience and priced at only 5/- it will undoubtedly save its cost the first time you have to refer to it. Order now to ensure getting the free supplement.

R1155 COMMUNICATION RECEIVER FOR ONLY £2/14/-



DEPOSIT

This set, as most of you will know, is considered to be one of the finest communication receivers available to-day. The frequency

range is 75 kc/s to 18 Mc/s. It is complete with 10 valves and is fitted in a black metal case. Made for the R.A.F., so obviously a robust receiver which will give years of service. Slightly used but completely overhauled and guaranteed in perfect working order. PRICE £7/19/6 or will be sent against a deposit of £2/14/- balance of 12 monthly payments of 11/6. If you cannot call to collect please include an additional 10/- to cover cost of transit and carriage. This partly returnable to you if and when you return the transit case.

MAISS POWER PACK FOR R.1155
With Pentode output stage. Plugs into socket on receiver so no internal modifications are required. Price £5/10/- complete with 5in. speaker ready to work, carriage 3/6.

EX-GOVT. CIRCUITS

| | | |
|---------|-----------|----------|
| AR.80D | Ind.62 | R.1355 |
| A.1134 | Ind.61K | R.F.24 |
| A.1368 | Ind.62A | R.F.25 |
| A.3611 | R.76 | R.F.26 |
| AN/APA1 | R.78 | R.F.27 |
| A.S.B.3 | R.103 | R23 |
| BC.221 | R.107 | ARC5 |
| BC.312 | R.109 | SCR239A |
| BC242 | R.208 | SCR522 |
| BC.348 | R.1082 | T.1154 |
| BC.453 | R.1116 | TR.1196 |
| BC.454 | R.1118 A | TR.18 |
| BC.455 | R.1121/25 | |
| BC.624 | R.1147 | All 1/6 |
| BC.625A | R.1152 | each or |
| BC.438G | | assorted |
| BC.1206 | R.1155 | dozen |
| I.F.F. | R.1221A | 12/- |

BOOKS AND PUBLICATIONS


"DEMORBED VALVES." Gives the commercial equivalents of many thousands of service valves, and conversely gives the service equivalent of many thousands of commercial type valves, an invaluable publication recently revised. Price 2/3.
"AN ELECTRONIC TIMER." Shows how to build a device for controlling timed operations. The timer can be set to any timing up to 3 minutes. Price 2/3.

SPECIAL RADIOGRAM OFFER

To those who want an auto radiogram at a low price, we offer the cabinet illustrated alongside complete with Collaro three speed record changer with dual purpose crystal pick up, at a special bargain price of £17/16/8, plus 12/6 carriage and insurance or H.P. terms £6/7/- deposit.



3-colour scale, scale pan, chassis, pulley, driving head, springs, etc., etc., to suit the radiogram and two radio cabinets are available as a parcel at 15/-, plus 1/6 post. Cabinet separately £7/10/- (or £2/10/- deposit) plus 10/- carriage and insurance.



A superhet Chassis to fit these two cabinets is now available. 1.5M. and S. waves, 3-colour scale, A.V.C. Tone control etc., complete with 8in. P.M. Speaker. Price £9/19/6 or H.P. £3/7/- deposit. Carriage 7/6 extra.

TABLE MODEL RADIO

This very nice-looking cabinet will take the same scale and chassis as the radiogram above, and we are able to offer this at 3/6 post and insurance.

29 Gns. RADIOGRAM

Console Type Cabinet.


With full grained walnut finish, will take standard type auto change gram unit. Price £11/10/-, H.P. Terms, £3/17/- deposit, and 12 monthly payments of 16/9, plus 15/- carriage.

Radio Chassis to Suit.

Long, medium and short wave-bands, three colour illuminated scale, A.C. D.C. model. Price £8/19/6. H.P. terms, £3 deposit and 12 monthly payments of 13/- plus 7/6 carriage. A.C. only model, price £9/19/6. H.P. terms £3/7/- deposit and 12 monthly payments of 14/6 plus 7/6 carriage.

Auto Change Units.

For long playing and standard records with suitable pick-up head. £11/11/-.



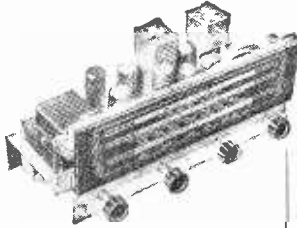
SPECIAL OFFER. Cabinet Radio Chassis and Auto Changer, 29 gns. H.P. terms, £10/14/- deposit and 12 monthly payments of £2/3/-.

sets priced between £10 and £14. This costs less than £6 to build including cabinet. Price 1/6.

"VALVE EQUIVALENTS." These are the best equivalents charts available today. Also the booklet can be used for keeping records of valve stocks. Price 2/6. **VISUAL ALIGNMENT SIGNAL GENERATOR.** Reprint from "Radio Constructor" describes a very useful combined signal generator and oscilloscope. 9/6.

ELECTRONIC PRECISION EQUIPMENT LTD.

3 WAVEBAND RADIO



THE "WINDSOR" 5

This is a 5 valve A.C. superhet. covering the usual long, medium and short wavebands. It has a particularly fine clear dial with an extra long pointer travel. The latest type local valves are used and the chassis is complete and ready to operate. Chassis size 15in. x 6in. x 6in. Price £9 19 6 complete with 8in. speaker. Carriage and insurance 10/- H.P. terms £3/7/- deposit. Table model cabinet to suit—£7 6 plus 3 6 postage and insurance.

THIS MONTH'S SNIP

This month our snip is possibly of most interest to newcomers to the art—it is all the essential parts for constructing a sensitive multi-meter. The kit comprises 2in. moving coil meter, scale calibrated volts—milliamps—ohms (close tolerance resistors, wire for shunts, terminals and full instructions. Limited quantity only so order at once. Price only 10/- complete.

TRIFOX 12in. P.M. SPEAKER
Type No. B3H. Brand new in original cartons. £3 plus 2 6 postage and insurance.

AMERICAN POWER PACK
Built to operate H.R.O. receiver from British mains. Give 80-100 m.a. smoothed D.C. at 200 volts, also 5 volts and 6.3 volts. Totally enclosed in metal case. An extremely nice unit. Price £2 17 6, plus 5/- postage and insurance.

MOVING COIL METER
0.5 m.a. 2in. flush mounting. Bakelite case, can easily be made into multi-range test meter. Price 7 6, plus 6d. postage.

HEAVY DUTY SPRINGS
For supporting cathode ray tubes, etc., 4 1/2in. 1/2in. dia. 6d. each, 5-dozen.

GRAMOPHONE UNIT
BSR 3-speed motor Type MU14 with Chancery pick-up and two crystal heads, one for long playing and one for normal records. £7 7/- plus 3 6 carriage and insurance.

L.P. RECORD PLAYER
Made by Decca. Contains B.S.R. motor and Decca pick-up. Although we offer this at approximately half price it carries same manufacturer's guarantee as if the correct price of £9/9/- were paid. Price £5 5/-, plus 7 6 postage and insurance.

COLLARO GRAM MOTOR AND TUNABLE TYPE A.C. 47. A centre drive spindle with governor control. 6 7 6, plus 2 6 carriage.


See Us at the
RADIO SHOW
STAND 222
Earls Court, Sept. 2-12

SUPERIOR 15" TELEVISION


UP TO THE MINUTE
T.V. FOR ONLY £37.10.0

Our "Superior 15" has proved very easy and we are glad to say that most purchasers have successfully completed constructing. We are having to help a few, but on the other hand some have already started on a second for a friend.

Unfortunately, due to the increased prices that we are having to pay for certain items, the cost of all components, valves and Cossor 15in. tube is now £37 10/- (H.P. deposit now £12 10/-). Plus £1.- carriage and insurance. Nevertheless it is still an exceptional bargain, for it employs all the latest features—line flyback E.H.T., noise suppression, diode damped interlace, etc., etc. A constructor's envelope giving full details with blueprints is available price 7 6 returnable within 14 days if you decide not to make the set. Working models can be seen at Fleet Street, Ruislip, and the Radio Show.



THE ELPREQ MADE 12"



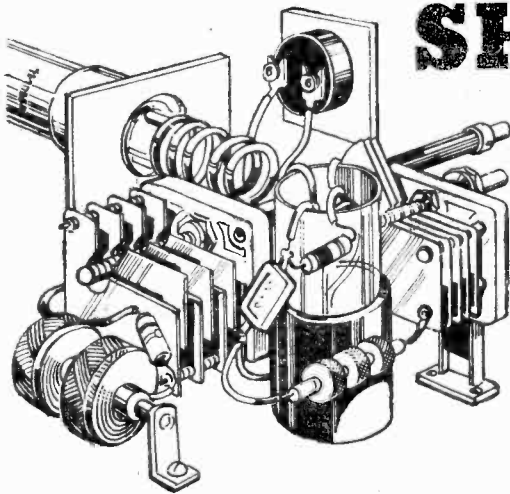
This is a Five Channel 12in. Televisor employing completely tuneable superhet sound and vision receivers. It has noise suppression on both sound and vision and incorporates a special I.F. filter in the aerial circuit. The circuit is absolutely up to date and in fact uses the latest Mullard valves and MV 31 74 tube with the tinted special daylight viewing face. Price £42 10/- complete ready to receive sound and vision. Carriage and insurance £2 -/- H.P. terms £14 3 6 deposit. Cabinet (table model). £3 17 6, carriage etc., 7 6. As a console model we suggest our Regina cabinet.

To ensure receiving prompt reply, please enclose stamped addressed envelope, when writing for additional details.

ELECTRONIC PRECISION EQUIPMENT LTD.

Post orders should be addressed to:—
ELPREQ HOUSE (Ref 7),
HIGH STREET,
WEALDSTONE, MIDDX.

Personal shoppers however must continue to call at:—
42.46. WINDMILL HILL, RUISLIP, MIDDX.
Phone: RUISLIP 5750
(Half-day, Wednesday)
152-153, FLEET STREET, E.C.4.
Phone: CENTRAL 2833
(Half-day, Saturday)



SHORT-WAVE SECTION

OUR SHORT-WAVE CONTRIBUTOR,
A. W. MANN, LOOKS BACK OVER
THE PAST 21 YEARS

WITH the September 24th, 1932, issue **PRACTICAL WIRELESS** made its debut. Backed by a sound policy and guided by a far-seeing editor it has successfully stood the test of time and the many difficulties associated with wartime production and distribution.

As one of the earliest of outside contributors and a reader from No. 1 I have followed the progress of this journal with interest, and I propose to discuss in this article some of the changes and developments which have taken place in the sphere of short-wave radio during the past 21 years.

Home Construction

Time was when the construction of the most simple types of short-wave receiver called for cut and try methods, and the modification of broadcast receiver components. While the more experienced home constructors obtained some measure of satisfaction there is no doubt that many would-be listeners and experimenters were scared away and regarded this branch of radio as one fraught with difficulty. Looking back, one feels that there was some justification in thinking that way.

Credit is due to those among British manufacturers who decided to cater for the short-wave constructors who, after all, were but a comparatively small minority.

The same applies to the second issue, which saw the introduction of the short-wave section, in which receiver design and other matters were discussed, subsequent issues containing, in addition, short-wave receivers of sponsored design, thus catering for the listener and experimenter.

A few hours spent looking through the pre-war weekly and the later monthly issues brings to light the fact that, in addition to the space devoted to broadcast receivers, the release of a new short-wave component, including plug-in, dual-range, triple-range, four-range and rotary coil units was followed by sponsored designs in which they were incorporated.

In addition, contributors to the short-wave section, including the author of this article, discussed and described their application in experimental design, and a wide range of circuits, apparatus, test gear,

aerials, valve applications and the design and construction of experimental receivers.

In a recent article I remarked that much had been written concerning short waves and short-wave receivers. While this was meant to be regarded in the general sense, a study of personal records denotes that the completion of this article brings the writer's quota to 158,200 words. Add to this the contributions of my fellow writers and the claim that **PRACTICAL WIRELESS** has and does cater for the short-wave listener and experimenter is beyond dispute.

Meanwhile the past 21 years has witnessed many far-reaching developments in the respective fields of short-wave broadcasting, listening, amateur radio and receiver design and construction.

Valves

Many are apt to regard America as the home of valve development. Let us not forget, however, that while the U.S.A. have made several valuable contributions, the L.F. pentode was first developed, manufactured and used in this country. Other facts worthy of mention are that American amateurs and others swear by one particular specialised valve of British manufacture, the efficiency of which is acknowledged by radio engineers in the United States. British manufacturers have contributed considerably to the development and application of modern receiving and transmitting valves.

Short-wave Receivers

Communication receivers are nowadays of smaller overall dimensions than in pre-war days, due to the development of miniature valves. Receivers are thus more compact, modern coil packs and other components, as in the case of valves, all contributing to a reduction in space requirements.

Not so many years ago the short-wave superhet was a cumbersome affair and multi-valve in the true sense. During the years considerable improvement has taken place in this respect. The smallest superhet in terms of valves was the two-valve superhet described in this journal before the war.

Double Superheterodynes

The double superheterodyne principle as applied to communication receiver design is now a feature of American design. I have before me at the moment an old catalogue dating back to the earlier days of **PRACTICAL WIRELESS** in which the specification and an illustration of a double superhet, which also includes bandspeed, is shown; an R.F. stage is also included. This receiver, which was a British product and of British design, was an all-wave type broadcast

model capable of meeting the communication requirements of the time. I refer to the A52 Murphy. Add to this the fact that the R.A.F. during the war used R1116 type double superhets, and that there are at least two very efficient British communication receivers of modern design available. Britain is not behind in this field of design and construction. It is also worthy of mention that the first British-designed communication receiver was the Eddystone E.C.R.

Communication receivers of British and American design were an expensive item from the short-wave listeners' point of view, and it is interesting to recall that this journal filled the gap by producing a design and full constructional details for a nine-valve A.C. type communications receiver, thus catering for the more advanced constructor.

U.S.W.

The allocation of the 5-metre band for the use of transmitting amateurs created a new sphere of interest. This called for a new approach to the problems associated with the design and construction of suitable transmitter and receiving equipment.

Within a short period amateurs were making and breaking records, among them and very much to the fore being G5BY, the outstanding V.H.F. operator and experimenter of today. 5-metre activity, however, was not universal throughout the British Isles. Consequently, lack of local interest did not foster the building of suitable receivers by the listener fraternity. This magazine, however, produced a design suitable for the purpose, while the writer and others described experimental equipment.

Amateur Radio

During the lifetime of this journal amateur radio has progressed to an amazing degree. V.H.F. developments and activities being most encouraging. This field offers ample scope for the aerial designer and experimenter, stacked arrays and other forms of beam aerial systems being extensively used. The transmitting section keeps readers informed with respect to new developments and technique in this field.

Surplus Radio

Owing to the availability of government surplus radio apparatus, amateur radio enthusiasts are better equipped generally than in pre-war days, receivers of the H.R.O. and CR. 100 types along with others being in common use. In addition, the conversion of surplus apparatus to suit amateur radio requirements denotes much painstaking work, and at times considerable ingenuity and skill.

Short-wave Broadcasting

In this field, and especially during the war years, far-reaching developments have taken place. This applies to the BBC and overseas services of several other countries.

The design and development of high-power short-wave transmitters together with that of rotary and

switched beam arrays, console control of all operations by a single operator, etc., has now taken the place of the uncertain hit-and-miss methods of earlier times. Canada, America, Australia among others providing a round the clock service to most parts of the world.

Ship To Shore


The ship-to-shore telephone services have also been further developed, extended and improved, and the same applies to the American and other overseas radio communications services, as a future article will prove. In plane to ground services research has brought about considerable improvement. The further development of Radar and navigational aids for use at sea and in the air still continues. Let us not forget, or for that matter allow anyone else to do so, that Radar was a British invention.

The Future

This is an age of discovery, the electronic age. The next 21 years will no doubt see many changes. PRACTICAL WIRELESS, however, will keep pace with all new developments in the sphere of radio and its readers fully informed.

Communication type receivers will continue to be developed to a higher state of efficiency and in even more compact form, and the personal portable short-wave receiver using miniature valves and coil pack will, I think, become commonplace. The possibilities of valveless receivers also comes to mind. The valve as we know it today being superseded. One thing is sure, however, and it is that designers will continue to improve communication type receivers from the signal-to-noise ratio point of view.

It is never safe to prophesy and this applies especially to radio, but the recent claims which have been made in America for the transistor, coupled with the printed circuit technique, can perhaps lead to the design of a "valveless" communication receiver, capable of being carried in the pocket—or is this too much to expect?



A typical S.W. receiver mentioned by our contributor. This is the American H.R.O. "Sixty" and uses plug-in coil units.

Twenty-one Years of "P.W." Progress

A BRIEF HISTORY OF ITS INCEPTION AND DEVELOPMENT

By The Editor

THE first issue of PRACTICAL WIRELESS appeared on September 24th, 1932. The first public broadcasting service took place in 1922 under the auspices of the British Broadcasting Company (call sign 2LO), which later became the British Broadcasting Corporation. Thus, when this journal was launched, radio had been in existence for 10 years, and the industry was only just getting into its stride. Long before 1922, however, the amateur movement in this country had developed and gained a strong footing. The experimental station at Writtle (call sign 2MT) had been broadcasting a half an hour's programme once a week for some time previously. It was a programme keenly looked forward to by amateur set builders who only had this brief period once a week to test new receivers or check alterations to old ones.

Captain P. P. Eckersley was the chief engineer of Writtle and he later, of course, became chief engineer of the British Broadcasting Company. In those days he was very much a general factotum, for apart from the problems associated with that early transmitter, he had to arrange programmes and often act as announcer.

Prior to the installation of Writtle the amateur movement in this country, carefully fostered by the Radio Society of Great Britain, was entirely confined to amateur transmitters, and a tribute must be paid to this society for the pioneer work it did and still continues to do. For it was from the pool of amateurs that the industry drew its personnel. Many of these pioneer amateurs founded businesses of their own.

It will be seen that amateur set constructors have been the basis upon which the radio industry was founded. In 1922 when the first daily service was introduced a wave of enthusiasm for the new hobby spread over the country. In the remotest village lone experimenters built crystal sets and, if they were a little more ambitious, one- and two-valve sets, and made a profitable hobby out of building for their friends.

In those days literature which could be read and understood by amateurs was scant. There was only one regular periodical whilst a few of the journals dealing with technical subjects for amateurs devoted a page or so a week to the new national hobby. Firms in their hundreds started up to supply components for this new market, and it was not long before publishers saw that radio, quite apart from being the flash in the pan which hitherto they thought



The first "Practical Wireless," dated September 24th, 1932.

it would be, was here to stay and develop, and that it would become eventually an inseparable part of our national life, like boots, bedsteads and bicycles.

It was not many months after 2LO started that two popular journals appeared, and within the short space of two years there was a large number of weekly and monthly radio journals. Each had large circulations and performed a good service in fostering

interest in the new hobby and in reporting on the latest technical developments.

It was not long before complete sets appeared on the market and it was thought at that time that this would spell the doom of home construction. Instead of that it acted as a fillip; for the complete receivers were sold only to those who were unable to build receivers through lack of elementary technical skill. The ranks of constructors continued to grow during the 10 years which

GREETINGS FROM LORD BURGHEY


(President, Radio Industry Council.)



Congratulations to PRACTICAL WIRELESS on attaining its 21st birthday and good wishes for continued success in stimulating and maintaining wide interest among its readers. In 21 years there has grown up a vital radio industry.

Although technical progress has been almost overwhelming to the layman, the subject of wireless somehow retains its early romantic interest and it is easy to see why it remains a fascinating and satisfying hobby for so many.

GREETINGS FROM


 Sir Ian Jacob


Sir Ian Jacob, K.B.E., C.B. (Director General of the B.B.C.).

I should like to congratulate PRACTICAL WIRELESS on its 21st birthday. As its name implies, it is essentially a magazine for the practical wireless man—particularly the amateur transmitter and the home constructor. Since the early days of the “cat’s whisker,” the development of all branches of radio has owed much to the work of the amateur. The fact that the Atlantic City Conference of 1947 set aside several wave-bands in the crowded radio spectrum for the exclusive use of amateurs is evidence of the value set upon their efforts by the Governments of the world.

Technical journals have done much to foster interest in the technical side of radio and to spread a sound knowledge of it among its devotees. Many readers must have found opportunities to put this knowledge to good use, either in the Services or in Broadcasting, or in one of the many other applications of radio techniques. They will join me in wishing every success to PRACTICAL WIRELESS and its contemporaries in the years to come.

preceded the publication of this journal. They all thrived and each produced during each year a number of “boom” sets supported by a free blueprint.

In those days any man who built a crystal set became an acknowledged expert. Books poured from the presses and the periodicals issue by issue described some new receiver or improvements to old ones.

“Practical Wireless” is Born

It was in such an atmosphere that PRACTICAL WIRELESS was born, but it is necessary to go back before the date of its first issue to trace the seed from which it germinated.

I was the founder Editor of PRACTICAL WIRELESS, but prior to that I was also the Editor of *Hobbies*, a weekly journal appealing to handymen. The readers of that journal made it quite clear to me that whilst they were interested in woodwork, model boats, model aeroplanes and locomotives, and the other practical hobbies, they would welcome a weekly feature devoted to radio. Accordingly, in the issue of that journal dated February 13th, 1932, I commenced a weekly radio feature under the title of “The Practical Wireless Supplement.” In it was described a number of simple circuits mostly of the detector and 2 L.F. type, which were built in large numbers. From the volume of correspondence which accrued it soon became evident that the part could not contain the whole, and that it would be necessary to start a separate weekly publication. This was a bold venture when it is remembered that there were 11 weeklies and eight monthly competitors with a 10 years’ start. It had become apparent, however, that the trade would support a new weekly running on different lines, and it was as a result of discussions with members of the trade after a very careful survey of the publishing possibilities that the decision was taken in July, 1932, to produce PRACTICAL WIRELESS.

PRACTICAL WIRELESS was the last journal in the field, but it is an obvious tribute to the soundness of its policy, which does not need stressing, that most of its competitors fell by the wayside within a few years, until to-day only one remains and that the first and oldest.

Our Policy

The policy of the paper is well known to all older readers and to the trade. We decided to produce designs for receivers which readers could build with absolute confidence that they would perform in accord with the stated claims. We would specify only the actual parts to be used in our receivers without any eye to advertising revenue, and irrespective of whether the manufacturers of the components advertised or not.

The solus specification has remained part of our editorial policy ever since and we do not propose to depart from it. We introduced, to back up that policy, our Free Advice Bureau, in the belief that every reader who built a set from our pages was entitled to the same free advisory service that he would obtain had he bought a commercial receiver.

Naturally there was fluttering in the dovescotes of our contemporaries when the news was announced in the trade press that yet another constructor’s journal was to appear. Members of the trade were

informed that it could not last, and we met with the fiercest opposition when the first issue in a red and blue cover appeared on that day 21 years ago when the first issue of this journal was launched, with a free gift blueprint of our very first receiver—The Long Range Express Three. Up to that time most amateur sets were designed for baseboard construction. Such sets looked amateurish, and because all of the components were located on one plane they were large in size. The Long Range Express was one of the first, if not the first, of the amateur sets to make use of a metal chassis, thus reducing its bulk and enabling unsightly components to be tucked away out of sight in the sub-chassis.

Each of our designs was well tried and tested before it saw the light of print. In many cases we led design and encouraged manufacturers to produce components of newer types and improved performance.

Thus, on September 24th, 1932, every radio-minded enthusiast in this country was appraised, by means of large advertisements in most of the national and provincial newspapers and by means of posters in the newsagents' shops, that the first issue of a new and improved constructor's journal had been launched.

Gift Offers

The first issue of PRACTICAL WIRELESS also contained a remarkable book offer. Every reader who took the paper regularly could obtain a copy, upon payment of a very small sum, of the *Wireless Constructor's Encyclopaedia* (now the *Practical Wireless Encyclopaedia*). Over 60,000 readers availed themselves of that offer, which was later repeated by the *News Chronicle*, whose readers absorbed a further 50,000 copies. To-day that book is in its 12th edition and over 300,000 copies have been sold throughout the world. This does not take into account editions printed in other languages such as Spanish.

To make good an obvious omission in the technical literature of radio we also undertook the preparation of a whole series of handbooks which would appeal to the amateur, and to date over 40 of them have appeared—each having run through many editions.

The pages of PRACTICAL WIRELESS have promptly recorded each new development in radio, often long ahead of its competitors. It went from strength to strength, its circulation steadily increasing and gaining prestige issue by issue. Within three years it was firmly established and the first sign of a crack in the front of its competitors appeared in the announcement in the daily press which was headed "Two Famous Journals Combine." This preceded the statement that as from issue dated January 26th, 1935, *Amateur Wireless* would be merged with PRACTICAL WIRELESS. The second oldest of the popular weeklies had collapsed, and for a time this journal appeared as *Practical and Amateur Wireless*. That journal had grown, like PRACTICAL WIRELESS, out of a supplement to another journal—*Everyday Science*, of which I was also the Editor. *Amateur Wireless* was published by Cassell & Company. The departure of our competitors, however, was not the signal

(Continued on page 622.)

Milestones



1932
1953

1932.

No. 1 P.W. published Sept. 24th. *Wireless Constructor's Encyclopaedia* (now *Practical Wireless Encyclopaedia*). Free *Blueprint of Long Range Express Three*. Free *Blueprint of the Sonotone Four*. *Special Supplement for Beginners Incorporated*. Free *Data Sheets*. Free *Reader Service* instituted. *Solus Specification of Components*.

1933.

Free *Blueprint of F. J. Camm's Fury Four and Featherweight Class B Four*. *Pictorial Circuits* introduced. P.W. attains largest circulation. *Chassis system of construction introduced*. *Blueprint Service* introduced. P.W. *Pocket Tool Kit* offered. *Set of Spanners* given free. *Transfer Print* system introduced. Every P.W. *Circuit* guaranteed. *Orbit Receiver* introduced. *Encyclopaedia of Popular Mechanics* offer.

1934.

Everyman's Wireless Book offered to readers. *The Leader Three* (cost less than £3) introduced. *Designs for Car Radio Receivers*. *Blueprint of Atom Lightweight Portable*. Free *Blueprint of F. J. Camm's All-Pentode Three*. *Television and Short-wave Manual* offered to readers. Free *Blueprint of F. J. Camm's £5 Three Valve Superhet—the first ever*, followed by D.C. *Three Valve Superhet*. Free *Blueprint of Hall Mark Three*. "Practical Television" launched.

1935.

PRACTICAL WIRELESS absorbs "Amateur Wireless" (Jan. 26th, 1935). Title of journal changed to "Practical and Amateur Wireless." Free *Blueprint of F. J. Camm's All-wave Silver Souvenir*. *Cameo Midget Portable* introduced. *Two-valve Superhet* introduced. *Service Data Sheets* introduced. Free *Short-wave Handbook*. *Blueprint of Super-former Four*, and many other *Blueprints*, including £4 *Superhet*.

1936.

Blueprint of the Monitor Three. "Practical Television" included in title. *Blueprint of the Tutor Three*, and *Elf Midget Portable*. *First Television Receivers Reviewed*. *Television Service* introduced. *Blueprint of the Limit All-wave Four*, and *Record All-wave Three*.

1937.

The Vitesse. *Parvo Flyweight Portable* and *Gracil All-wave Three* published. *The Corora All-wave Four*.

MORE MILESTONES (continued from page 609).

1938

P.W.'s only remaining competitor ceases publication. Push-button Tuning introduced. The Triband, Acne and Hurricane Designs published. New Series for Beginners. The Compass Portable Four. Automatic Tuning described. Push-button Three. New Series for Amateur Transmitters. Air Hawk Nine described. Component Construction for Amateurs.

1939

50/- All-wave Three. Aeronautical Radio Receivers. Contrast Expander introduced. New Series on Amplifiers. Four-band Short-wave Receiver. All-wave Superhet. Variable Selectivity introduced. Kestral Short-wave Four. New Cover Design—title reverts to PRACTICAL WIRELESS. New Series for Service Engineers. War declared Sunday, September 3rd. Radio Show closes as a result. Television Service discontinued, and Amateur Transmitting suspended.

1940

Ideal Radiogram introduced. Radio in the Services feature commences. Radio Training Manual offered. Gas-mask Receiver described. Frequency Modulation Service. Remote Control System. Construction of Test Equipment. Radio in Air Raid Shelters. Battery Economisers. Last weekly issue July 27th, 1940. First monthly issue dated September, 1940.

1941

First All-dry Four-wave Superhet. Radiolocation (Radar) described. Wartime Hook-ups. Present size of journal introduced December, 1941. Aircraft Direction Finding. Emergency Receivers and Midget A.C./D.C. Receivers.

1942

German Radio Receivers described. Many Wartime Economy Receivers. Direction Finding Explained.

1943

Further Wartime Receivers. Baird introduces Colour Television. Directive Aerial Systems. Pocket Regenerative Receivers. Frequency Modulation. Valve Data Sheets introduced. Communication Receivers.

1944

New Series for Service Readers. New Series on Test Equipment. Disc-Recording explained. Radiogram designs.

1945

Series on All-wave Receivers. Deaf-aids. Television Advisory Committee Report published. R.S.G.V. publishes list of required radio components. Amateur Transmitting Licences Re-introduced. Frequency Meters described. New Series on Communication Receivers. Death of Sir Ambrose Fleming (inventor of the valve). Publication of Radio Valve Data Book. Design of Post-war Receivers described. Beam Radio.

1946

Campaign for More Components. Television Service re-commences. Third Programme introduced (September, 1946). John Logie Baird dies. Radar Association formed (F. J. C. appointed Life Member). R.M.A. changes title to Radio Industry Council.

1947

Construction of Electronic Organ and Musical Instruments. Fuel Crisis Causes two issues (May-June) to be Combined. Fiftieth Anniversary of First Marconi Demonstration. First Post-war Radio Show. Many Television Features introduced, and Expansion of Short-wave section.

1948

Test Instrument Design. The Shoulder Strap Five. Experimental V.H.F. Receiver. High Fidelity Radiogram. Using the Oscilloscope. Recording Technique.

1949

French Television Service Starts. Three-valve Receiver Generator. Interference Suppression. Building a Television Receiver. New Developments in Broadcasting. Agreement on Television Standards. Remote Receiver Control Described. Building a Cathode Ray Comparator. A 12-Watt Amplifier. "Practical Television" Supplement introduced. An All-wave Six-valve Superhet. Building a Small Oscilloscope. Transformer and Choke Construction. Making a Record Changer.

1950

The PRACTICAL WIRELESS Television Receiver. London-Birmingham Television Radio-Relay Link. Television Aerial Construction. Electro-magnetic Tone Generator. Our new companion journal "Practical Television" published. Nine-valve All-wave Superhet. September and October issues combined Owing to Printers' Strike. Details of the New Wavelength. Radio Valves Reviewed. Installing Car Radio. Magnetic Recording.

1951

Quality Amplifier for Record Reproduction. Making a Compact Car Radio. Resonance Indicating Signal Generator. Transportable All-mains Four. Compact Car Radio. Making an Absorption Wave-meter. Modern Superhet Tuning Unit. P.A. for the Amateur. An All-Dry Portable. An A.C. Mains Midget. A General Purpose Amplifier.


1952

Making a Low Power High Fidelity Amplifier. Free Blueprint for Building a 4-valve Midget Portable. A T.R.F. Communications Receiver. Building the 3-speed Autogram. A Tape-Deck Amplifier. Building an Electronic Organ. Making a High-speed Fault-finder. Facts About Crystal Diodes. The A.C. Band-pass Three.

1953

Printed Metallic Circuits Described. Transistors Introduced. Portable Electronic Organ Described. Radio-controlled Transmitter. Beginner's Guide to Radio Introduced. Purchase Tax Reduced. Crystal Diode Receivers.

TRANSMITTING TOPICS



THIS MONTH WE DESCRIBE A 27 Mc/s EXCITER AND TRANSMITTER FOR MODEL CONTROL PURPOSES

By F. G. Rayer

NO special licence is required to operate model-control transmitters, but it is essential that the equipment be kept within the prescribed bands. This can be assured by using an accurately calibrated monitor, with the usual type of self-excited, tunable transmitter, or by using a crystal-controlled exciter or transmitter. In some respects the latter possibility is more convenient for the constructor. If a monitor is made, some means of calibrating it is required, while commercially-manufactured calibrated monitors are fairly expensive. If, however, the transmitter is crystal-controlled, then operation within the specified band is assured.

The transmitter described here is of this type. If correctly made no danger of operating outside the specified band arises, and this is very important indeed. A model-control transmitter operating on incorrect frequencies can cause interference to television receivers over a wide area, especially when a powerful harmonic chance to fall upon a frequency used by television receivers. With crystal-control, this danger does not arise.

Provision is also made for modulating the transmitter, so that tonally-modulated control is possible. A great deal of experience can be obtained from such equipment, and various forms of modulation, tuning, etc., can readily be tried to determine how results are influenced.

The equipment is battery-operated, since portability is usually an important point with model-control transmitters. This means that it is safe to handle at all times, which is not necessarily so with mains-operated equipment, and it should commend itself to the less experienced constructor. Needless to say, even battery-operated equipment can deliver quite a strong shock, so care should be taken not to touch tuning coils or other H.T. positive connections unless the battery is disconnected.

Due to the reduced power obtained with crystal-controlled circuits, as compared with self-excited oscillators, the unit will not deliver the full permitted output of 5 watts. The output is ample, however, for short-range working, or the transmitter may be used

as an exciter, driving a final stage delivering the full 5 watts into the aerial.

R.F. Section

This is shown in Fig. 1, and may be employed by itself to produce an unmodulated carrier-wave. This can be used to control any crystal-diode, 1-valve, or other "carrier only" receiver. With a 90-volt H.T. supply and 9in. aerials, the rectified output of a crystal-diode monitor in the vicinity of the transmitter was about 250 micro-amperes. This increases to some extent when modulation is applied. A range of $\frac{1}{2}$ mile should normally be obtained with an efficient single-valve receiver.

Since crystals are not usually available for very high frequencies a 9 Mc/s crystal is used, and this forms the resonant grid load of the first valve in Fig. 1. A path for D.C. is provided by the 0.1 megohm leak and H.F. choke, the latter helping to maintain

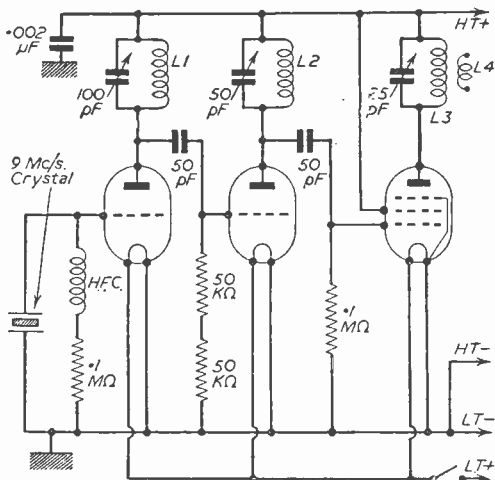


Fig. 1.—R.F. section of the transmitter.

oscillation by reducing the grid-to-earth stray capacity presented by the leak alone. Here, a pile-wound, short-wave H.F. choke is required. With H.T. voltages in excess of 90 volts the stage should oscillate without this choke, unless the crystal is a poor one of low activity.

L1 is tuned to the crystal frequency, and consists of 12 turns of 20 s.w.g. wire, on a 1 1/4 in. dia. ribbed

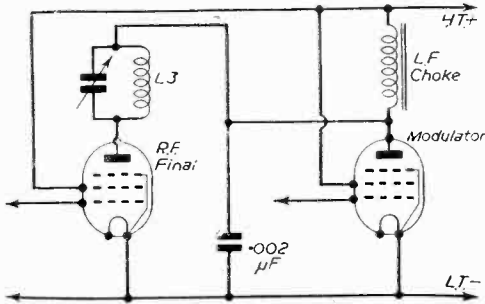


Fig. 3.—Coupling R.F. and the modulator.

former, with turns spaced to occupy 1 1/4 in. Reliable oscillation could not be obtained with the anode load of this valve operating upon a harmonic of the crystal frequency, but this is a limitation imposed by battery-type valves and low anode voltages. The required frequency-multiplication therefore takes place in the second stage, which operates with an anode coil tuned to 27 Mc/s. This coil is self-supporting, consisting of ten turns, 3/4 in. in diameter, approximately 1 1/2 in. long.

For simplicity, capacity coupling is used between all stages. L3 consists of seven turns of 20 s.w.g. wire, 1 in. in diameter and 1 in. long. Here, aerial loading will influence the number of turns as well as the spacing between turns.

Short direct connections are essential, and the layout shown in Fig. 5 may be followed. The variable condensers are mounted on an insulated panel and operated by means of insulated couplings, since their spindles are at H.T. potential. All wiring should be short, including that to valve filaments and 0.002 μF fixed condenser.

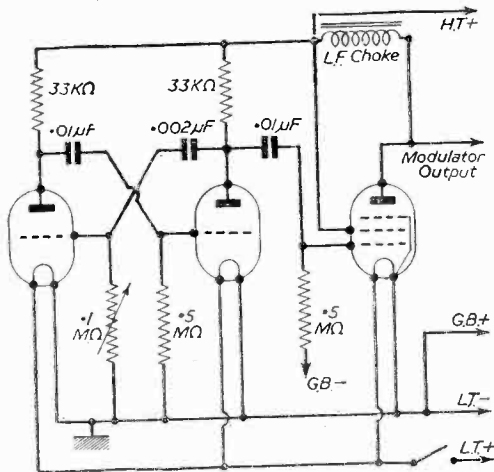


Fig. 2.—Modulator section of the transmitter.

Adjusting the R.F. Section

A meter should be included in the H.T. positive lead, and set to a range giving 5 or 10 mA full-scale deflection. The first valve should be inserted, and the equipment switched on. The condenser tuning L1 should then be opened slowly from maximum capacity until the anode current dips sharply, showing that L1 is tuned to the crystal frequency and the valve has gone into oscillation.

The second valve should then be inserted, and the first tuning condenser carefully adjusted again to make up for the stray capacity thus introduced. L2 is then tuned for resonance at 27 Mc/s. The meter is then set to a range of 20 to 25 mA or so and the output stage treated in the same way.

It is of great advantage to have a simple monitor, so that the strength of the actual signal radiated may be noted. Very exact tuning of the stages can then be undertaken easily. A slight error in tuning can severely reduce output. Finally, it will be found that output increases when each circuit has the maximum inductance and minimum capacity. This

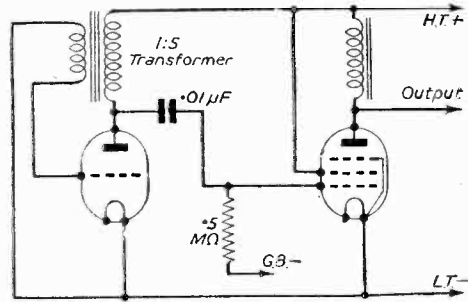


Fig. 4.—A two-valve modulator circuit.

state of affairs may be achieved by carefully compressing the self-supporting coils, meanwhile opening the tuning condensers to maintain maximum output. When the aerial is changed, retuning of L3 is required. With a monitor to hand, final tuning adjustments can readily be made at any time.

The Modulator

This is shown in Fig. 2, and operation of the 0.1 megohm control enables an audio-tone of any desired frequency to be obtained. If more than one tone is required, a separate potentiometer or variable resistor should be employed for each tone and brought into circuit by means of a rotary switch.

The second valve drives a power pentode, the audio output of this being developed across a low-frequency choke. The strength of the modulation may be measured by wiring an A.C. meter in parallel with this choke, with a 0.5 μF. condenser in one lead to block D.C. A modulation voltage of 50 was obtained with the 0.1 megohm control at its optimum setting. With other settings (e.g., extremely low and very high tones) the output was found to fall off to some extent.

The output valve, or final, of the R.F. stage was anode-modulated as shown in Fig. 3. The 0.002 μF condenser must be wired directly from the condenser tuning L3 to the chassis. Other forms of modulation may readily be tried—for example, screen-grid modulation. In general, however, anode modulation

was found most suitable here. The L.F. choke must be capable of carrying the combined anode currents of both valves, and care should be taken not to touch the valve anode connections since high-voltage peaks arise.

Fig. 5 shows the layout which was adopted, the chassis for the completed transmitter being 8in. by 12in. In this diagram the 50 pF condensers and dotted connections are under the chassis.

If a fully-variable tone is not required, one valve may be saved by using the modulator circuit shown in Fig. 4. The drive obtained from this is similar to that obtained from the three-valve circuit. The tone may be modified to some extent by using different transformers, or by wiring condensers or resistors in parallel with the windings. If no oscillation is produced, connections to one winding should be reversed. The primary is connected to the valve anode, while the secondary forms the valve grid load.

Oscillation may be tested for by connecting one tag of headphones to the output valve anode, the second tag being taken to H.T. positive through a resistor of about 0.25 to 1 megohm.

increased range a 50 or 100 micro-amp. meter is desirable. There is no need for the exact deflection of the meter to be known, and various ex-service units are suitable. With such an arrangement a very exact indication of output can be obtained,

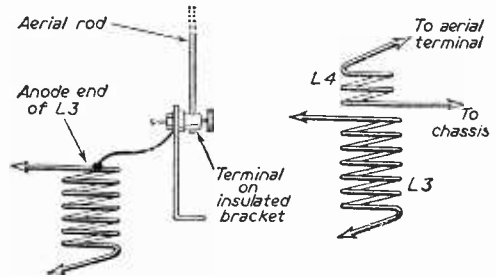


Fig. 7.—Suitable transmitting aeriels.

and it will become immediately apparent whether any modification of tuning in the transmitter, or other changes, brings about an increase in the power radiated.

A meter is essential when the transmitter is of the "carrier only" type, since this kind of signal does not produce any audible note with headphones. In all cases the monitor should be carefully tuned to the correct transmitter frequency, as shown by maximum meter deflection or maximum volume in the phones.

Aerial Couplings

For short-range operation, a short aerial consisting of a vertical rod or wire connected to the anode and of the final coil, as illustrated in Fig. 7, is suitable. This aerial may conveniently be 9in. to 18in. long.

Increased range will be obtained with longer aeriels, and these are best coupled as shown, with a further winding (L4). Or, if the aerial is only of moderate length, it can be taken to a tapping on L3.

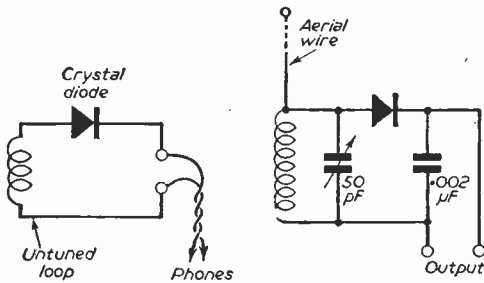


Fig. 6.—Details of the monitor circuits.

Monitor Circuits

Two suitable circuits are given in Fig. 6, and the first is very simple indeed. The untuned loop can consist of three or four turns of an inch or so in diameter and slightly spaced. When this loop is near the transmitter the audio tone will be heard in the phones. This provides a simple means of assuring that the transmitter is actually radiating. The loop should not be brought too near L3.

A tuned monitor is also shown in Fig. 6, and the coil may consist of 12 turns of 20 s.w.g. wire, 1in. in diameter and 1½in. long overall. For the aerial, 9in. to 12in. of stiff wire can be used. With longer aeriels it will be necessary to stretch out the coil, or reduce the number of turns, to reach the required frequency. With phones, the signal should be clearly audible up to 10 to 15 yards from the transmitter, with a small aerial on the latter.

Signal strength may be ascertained by taking the "Output" terminals to a suitable meter. A 500-micro-amp. meter can be used near the transmitter. For

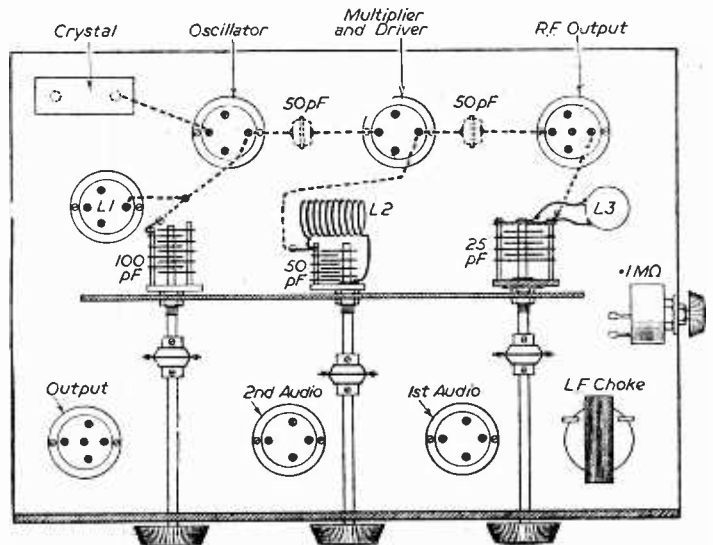


Fig. 5.—Layout of the transmitter.

Valves

In all cases the final tuning condenser should be operated to obtain maximum output. With long aerials, which impose more damping on the coil, it may be found that the condenser needs to be fully opened. If this is so, the coil should be pulled out a little, or a turn removed, to assure that correct tuning is possible. For all ordinary purposes there is little point in increasing the transmitter aerial beyond 8ft. in length. If desired, an exact quarter- or half-wave aerial may be made, though the slightly increased efficiency obtained with such an aerial is not really required for average purposes.

A wide range of valves may be used in both R.F.

and modulator sections. Small power valves are best, though detector type valves can be used in the first and second A.F. stages and in the second R.F. stage. For maximum output, power pentodes should be used in both output stages. Triodes are not suitable here, since grid and anode frequencies are the same in the R.F. section, and self-oscillation would arise. A detector type triode would not oscillate in the crystal-controlled stage (first R.F.), but a small power valve oscillated readily. Valves of suitable type are readily obtainable at low cost from ex-service stockists. If a valve in the R.F. section is changed, retuning is essential. A suitable receiver will be described in the next issue.

Geiger Counter Tubes

By E. G. Bulley

THESE tubes are for the purpose of detecting the radiation of alpha, beta and gamma rays, and are to-day used in atomic research as well as medical and industrial fields. Various types of these counters have been developed, each for a specific purpose, and they can be best described as a special type of gas discharge device. The ordinary type of counter comprises a fine wire anode, usually tungsten, surrounded by a cylindrical metal cathode. These electrodes are sealed into a glass envelope which in turn is evacuated and gas filled at a low pressure.

The gas filling is important, because tubes that are filled with organic vapours, such as alcohol or ethyl acetate, produce their own quenching effect. That is to say, the characteristic of the gas produces a discharge which is self extinguishing.

However, such geiger counters are known as self-quenching types and have the disadvantage that the counting characteristic does not remain constant over a long period of time. This is due to the fact that the quenching vapour changes in its characteristic.

Non-quench Types

Other methods of quenching are used when the tube is of the non-quench type. The discharge is extinguished in this case by electronic means.

The tube, like the radio valve, must be connected into a suitable circuit, so that a fairly high potential exists between the cathode and the anode. Now, when radiation from an external source enters the counter cumulative ionisation takes place. This is so rapid that a pulse current passes between the anode and the cathode. To prevent a continuous gas discharge taking place, the quenching is necessary so that each ionising particle entering the discharge area of the tube produces one current pulse. This pulse is then passed on to the various electronic circuits, by means of which it can be made to operate a relay or mechanical counter.

These tubes have tremendous amplification and the presence of one electron will set off the counter mechanism without further amplification.

It can be seen, therefore, that the tubes will have applications found for them in many fields where radioactive substances occur, whether they are produced artificially or found naturally.

FAMOUS P.W. RECEIVERS

(Continued from page 578)

1939

The year 1939 saw the All-wave All-Stage Two Superhet, the Request Straight Six, the low-priced All-wave Three, the A.C. Spare Parts Three, the 1939 All-wave Superhet, the Kestral Short-wave Four, the 1940 Air-Hawk Nine, the 1940 All-wave Three, the Mite Two and the Pocket Two.

1940

The year 1940 saw the Student's Three, the All-dry Four-valve Superhet, and one or two emergency receivers. That was the first year of the war, and it was impossible for firms to devote much time to components for the constructor market. During the war years we were tied to one or two boom receivers a year. Thus in 1941 there was the A.C. Four-valve Three, in 1942 the Three-valve Emergency Receiver, in 1943 the Midget Universal Receiver the Odd-moment Portable, and the All-mains Midget Three.

1944

In 1944 appeared the Portable Three; in 1945 the Midget Battery Three; in 1946 the Ultra-short-wave Three, and the Four-valve Portable, as well as a two-valve All-dry Portable; in 1947 a Short-wave Four, a Push-button All-wave Three, a Short-wave Battery Three and the Shoulder Strap Five.

1948

In 1948 there was the Bedside Portable Two, and in 1950 a Nine-valve All-wave Superhet. The Summer All-dry Portable appeared in 1951, together with the A.C. Pre-set Two. In 1952 the restrictions on paper were withdrawn and we issued our first post-war blueprint for the Mini-Four Portable—a Midget which is still being built in its thousands. This was followed by the P.W. Three-speed Autogram (illustrated on page 578), a quality job and one of our most ambitious receivers. We have devoted much space to electrical musical instruments and tape recorders. Last year we described the P.W. Electronic Organ and in this issue are details of the Coronet Four, and our latest Electronic Organ.

All of our receivers were typified by advanced design and we can claim to have influenced receiver design, in some cases led it.

It's a classic, this



- ALL PARTS EXACTLY AS SPECIFIED BY THE DESIGNERS.
- ALL PRICES EXACTLY AS ADVERTISED BY THE MAKERS.
- PROMPTEST DELIVERY.
- 12 OR 18 MONTHS TO PAY.
- H.P. FACILITIES ENABLE YOU TO START BUILDING AT ONCE.

● ORDER FROM THIS LIST NOW

| | | |
|-------------------------------|-------|---------|
| BULGIN PACK | | £ s. d. |
| All 25 components in carton | ... | 3 10 0 |
| N.S.F. PACKS | | |
| Switch SM20 | ... | 1 1 0 |
| Switches SM.21 and SM.22 (2) | ... | 14 6 |
| LAB PACK SM.10 | | |
| Resistors and Potentiometers | ... | 2 8 6 |
| COLLARO PACK | | |
| 3 motors | ... | 5 15 0 |
| WRIGHT & WEAIRE | | |
| Record Replay and Erase Heads | ... | 4 4 0 |
| Head Lift Transformer | ... | 1 10 0 |
| Treble Boost Inductor | ... | 1 5 0 |
| Oscillator Coil | ... | 7 6 |
| T-C-C PACK | | |
| Condensers | ... | 4 3 0 |
| BRENWELL PACK | | |
| Parts for Desk | ... | 13 13 0 |
| W.B. | | |
| Amplifier Chassis | WB201 | 1 15 0 |
| Power Unit Chassis | WB202 | 1 11 6 |
| Brackets, Pillars and Screens | | |
| | WB203 | 11 2 |
| Mains Transformer | WB204 | 3 7 6 |
| Smoothing Choke | WB205 | 19 6 |
| Output Transformer | WB206 | 12 0 |
| Bias Rejector Coil | WB207 | 6 0 |
| Loudspeaker, New Type 610 | | |
| with Cambric Cone... | WB208 | 2 10 0 |
| Cabinet | WB209 | 6 0 0 |
| MULLARD VALVES | | |
| 2-EL40's at 22.9 | ... | 2 5 6 |
| 1-EL41 | ... | 17 3 |
| 1-EM34 | ... | 17 3 |
| 1-ECC40 | ... | 1 2 9 |
| 1-EZ40 | ... | 13 11 |

CASH PRICE £82 0 10

WITH INSTRUCTIONS AND PLAN AS PUBLISHED OFFICIALLY

or Deposit and 12 monthly payments of 78/- £21 or 18 monthly payments of 56/-

L. STRAPHONE MICROPHONE AS SPECIFIED, C51Z. £5 15/-; CH51Z. £6.6/-.

Orders Over £10 Available By H.P.

Send for Latest T/R Lists.

Here's a first-class instrument backed by some of Britain's finest names, designed and approved by people who know how to get the best out of Tape Recording. It is one which the home-builder can assemble with confidence from the carefully prepared plans and instructions. CLASSIC ELECTRICAL offer you all the specified parts for the Sound Master PLUS H.P. FACILITIES, PROMPTEST POSSIBLE DELIVERY AND THE ADVISORY SERVICES OF OUR T/R EXPERTS.

* SOUND MASTER " INSTRUCTIONS ENVELOPE (Post Free) 6.6.

SERVICE FOR THE HI-FI SPECIALIST

This selection gives some idea of the stocks we carry. Advice gladly given without obligation. Your enquiries invited. SEND FOR LISTS. H.P. on all orders over £10, if desired.


| | | |
|---|-----|----------|
| AMPLIFIERS | | £ s. d. |
| Leak Point One | ... | 28 7 0 |
| Acoustical Quad | ... | 35 0 0 |
| Rogers R.D. Minor | ... | 11 10 0 |
| Rogers Junior De-Luxe | ... | 28 0 0 |
| Goodsell Williamson | ... | 38 0 0 |
| Goodsell M.A.5 | ... | 13 10 0 |
| Goodsell M.A.15 | ... | 19 10 0 |
| PRE-AMPS, TUNERS, ETC. | | |
| Leak Varislope | ... | 12 12 0 |
| Leak Steep Cut Filter | ... | 5 10 0 |
| Leak Radio Tuner | ... | 35 0 0 |
| E.M.G. Variable Steep Cut Filter | ... | 4 10 0 |
| Goodsell Pre-Amp U TC | ... | 8 15 0 |
| Goodsell Pre-Amp F U/TC | ... | 12 12 0 |
| MOTORS, CHANGERS, PICK-UPS, ETC. | | |
| Coinisseur 3 Speed | ... | 21 7 3 |
| Gargard Auto-Changer RC 80/AC | ... | |
| Decca X.M.S. Heads | ... | 20 8 3 |
| B.S.R. Monarch Auto-change | ... | 16 10 0 |
| Decca X.M.S. Pick-up, with two heads (all values) | ... | 6 13 3 |
| Ditto, with diamonds | ... | 14 8 0 |
| Cosmoford G.P. 20 | ... | 3 6 1 |
| Cosmoford G.P. 19 L.P. Head | ... | 2 0 0 |
| Leak Moving-Coil (78 or L.P.) | ... | 11 11 0 |
| Ditto with diamond | ... | 17 10 0 |
| LOUD SPEAKERS | | |
| W.B. Duplex 12in. | ... | 22 10 11 |
| Fairbro Dual Concentric, 12in. | ... | 27 10 0 |
| Goodman Axton 102 8in. | ... | 9 18 1 |
| Goodman Axton 150 12in. | ... | 10 5 6 |

NOTICE.—With P/Tax no longer charged on 12in. speaker units, ALL EXISTING STOCKS OF THIS SIZE SPEAKER WILL BE SOLD TAX FREE.

Where there is any difference between above prices and those of the manufacturer, the latter shall be deemed operative at time of ordering.

SEND FOR LATEST HI-FI LIST

CLASSIC PICK-UP ARM ^{Prov. Pat.} INTRODUCTORY ANNOUNCEMENT



We are shortly releasing the ideal HI-FI pick-up arm designed to conform with the exacting requirements of modern record reproduction. It affords perfect linear tracking with controllable weight on stylus down to zero grammes. Hand-engineered to meticulous precision standards, the Classic Pick-Up Arm is designed to take a variety of heads. Fully adjustable to suit all mounting requirements. This Arm recommends itself to the specialist as well as for laboratory research and test use. Enquire at the Radio Exhibition at our Stand No. 210. Leaflet on application. Price and release date to be announced.

100% PERFECT TRACKING

"DAILY EXPRESS" ADOPTS "T/R"

In its enthusiastic article on Tape Recording (6/7 53) the "Daily Express" chose Classic Electrical to tell its readers how instruments are demonstrated, sold and serviced for home users. The "Express" has also taken up the title we introduced for Tape Recording—"T.R."

OVERSEAS CUSTOMERS

We specialise in the prompt and efficient despatch of equipment all over the world. Carriage charged for at cost. SATISFACTION GUARANTEED.

CLASSIC ELECTRICAL

THE T/R AND T/V SPECIALISTS CO., LTD.

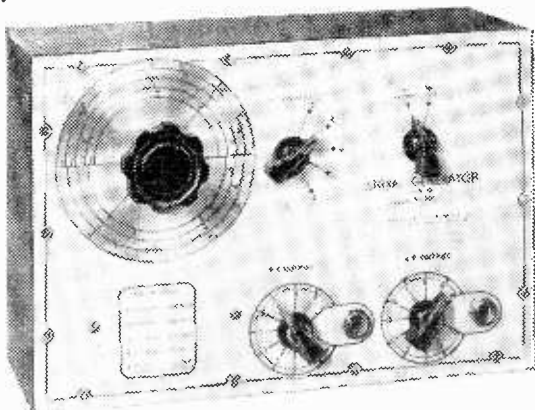
352-364, LOWER ADDISCOMBE RD., CROYDON, SURREY.

Telephone: ADDiscombe 6061-6062.

Buses 12, 54, 59a, 725.

WE ARE SHOWING AT THE RADIO EXHIBITION STAND No. **210** FIRST FLOOR

SIGNAL GENERATOR TYPE 10



PRICE (U.K. ONLY)

£7 - 10 - 0


HOMELAB INSTRUMENTS LTD.,

615-617, HIGH ROAD, LEYTON, E.10.
Telephone: LEY 5651

Specially designed to meet the needs of constructors and service engineers requiring a thoroughly reliable generator for radio and television alignment, etc.

- COVERAGE 100 KC/S—100 MC/S.
- DIRECTLY CALIBRATED.
- INTERNAL MODULATION 30 per cent.—400 c.p.s.
- C.W. or EXTERNAL MODULATION.
- VARIABLE 400 c.p.s. A.F. SIGNAL.
- ACCURACY = 1 per cent.
- A.C. MAINS (double wound transformer, tapped 110, 200/230/250 volts).
- GUARANTEED FOR TWELVE MONTHS.
- FULL OPERATING INSTRUCTIONS SUPPLIED.

Illustrated brochure and full details sent on request.



POST THE COUPON TODAY FOR OUR BROCHURE ON THE LATEST METHODS OF HOME TRAINING FOR OVER 150 CAREERS & HOBBIES

PRIVATE AND INDIVIDUAL TUITION IN YOUR OWN HOME

City and Guilds Grouped Certificates in Telecommunications: A.M. Brit. I.R.E. Examination. Radio Amateur's Licence, Radio and Television Servicing Certificates, General Radio and Television Courses, Radar, Sound Recording, etc. Also Courses in all other branches of Engineering and Commerce.

The advantages of E.M.I. training. ★ The teaching methods are planned to meet modern industrial requirements. ★ We offer training in all subjects which provide lucrative jobs or interesting hobbies. ★ A tutor is personally allotted by name to ensure private and individual tuition. ★ Free advice covering all aspects of training is given to students before and after enrolling with us.

NEW LEARN THE PRACTICAL WAY. With many of our courses we supply actual equipment thus combining theory and practice in the correct educational sequence. Courses include: Radio, Television, Electronics, Draughtsmanship, Carpentry, Photography, and Commercial Art, etc.

**Courses from
£1 per month**

POST THIS COUPON TODAY

Send without obligation your FREE book.
E.M.I. INSTITUTES, Dept. 32K
43 Grove Park Road, London, W.4.
Phone: Chiswick 4417/8.

NAME
ADDRESS
SUBJECT(S) OF INTEREST

EMI INSTITUTES
The only Postal College which is part of
a world-wide Industrial Organisation.

IC18

The Reproduction of Disc Recording

INTERESTING DETAILS AND CIRCUITS FOR THE GRAMOPHONE ENTHUSIAST

By J. B. and R. E. Gregory

(Concluded from page 527, September issue)

SINCE the crystal contains no coils it has the lowest hum level, but its stability against changes in temperature and humidity is not very good; in addition, it is usually more fragile than its magnetic counterparts.

Final choice of pick-up depends largely upon the amplifier it is to serve. When a high output is required (when feeding straight into a commercial radio, for example) a crystal is generally preferred. Sometimes, however, its output may be too high, resulting in overloading; correction of this is a simple matter, and may be effected by a circuit such as that shown in Fig. 5.

Pick-ups incorporating dual styli for standard and L.P. can only give good quality where the problem of the large moving mass involved in vibrating two styli instead of one has been overcome without recourse to heavy downward pressure.

While the highest quality can be obtained from moving coils, they are generally expensive, and for practical purposes a good quality lightweight moving iron gives a wide frequency response with scarcely perceptible distortion.

(3) The Stylus

The stylus provides the connection between the pick-up and the rotating disc. The requirements of this small link in the reproducing chain are considerable; it must track the groove perfectly, while introducing little noise and producing a minimum of wear on both the disc and itself. When one

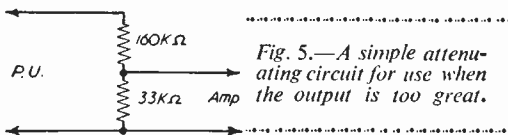


Fig. 5.—A simple attenuating circuit for use when the output is too great.

considers that the "length" of the groove on a 12in. standard recording may be a furlong, and on a long-player well over a quarter of a mile, it will be seen that a great deal is asked of this simple little needle.

Experiments have shown that the optimum position for the stylus to ride is about halfway up the groove walls; if it rides lower the noise is increased; if higher, it will tend to move about in the groove, causing rapid wear; if higher still, it will tend to leave the groove altogether and skate across the surface of the disc.

To minimise wear, the downward pressure of the pick-up assembly should be as little as possible, but a certain "weight" is needed to keep the needle in the groove; for where high frequencies or loud notes are involved the accelerations are high indeed, and there is a great tendency for the needle to leave the groove. Careful mounting of the stylus, giving a very free movement, has enabled pick-ups to track

shellac discs perfectly with a needle pressure of 7 gms. and vinylite discs with a pressure as low as 3 gms., producing negligible disc or stylus wear. Variable surfaces, however, mean that for practical purposes 10 and 6 gms. are the respective minimums, and the pick-up arm must be carefully pivoted even then. It should be noted that certain pick-ups are on the market with a downward pressure insufficient to offset a stiff lateral movement; these should be avoided!

Several materials have been employed in the manufacture of styli, ranging from soft thorns, through steel, to sapphire, ruby and even diamond. Given efficient lightweight pick-ups, the harder the material the better, for it will retain the correct shape longer and thus will both minimise wear and maximise fidelity of reproduction. In the case of more flexible materials, such as fibre and thorn, higher frequencies tend to be absorbed by the stylus before they reach the actual "E.M.F. generator"; while this is normally to be deprecated, it may be a useful way of eliminating surface noise from worn discs.

Again, the resonant frequency is higher for the harder material, and distortion is therefore less. It was found, for example, that whereas the resonant frequency of a moving coil pick-up fitted with a sapphire was 20 kc/s, with a fibre it was about 11 kc/s—well within the audible range. The diamond needle will, therefore, produce the best frequency characteristic with the least wear. The difficulty of shaping and polishing such needles, though, means a high price, so sapphire (giving high quality with fairly good wearing qualities) provides the best solution for the modest purse.

(4) The Motor-turntable Unit and the Pick-up Arm

The turntable must revolve at a constant speed, while the driving mechanism must produce as little noise and vibration as possible. The motor is usually an A.C. induction type; speed is easily held constant,




Fig. 6.—A typical corner cabinet of modern design.

and the absence of brushes and commutator results in a minimum of mechanical or electrical noise. In the case of "rim-drive," the motor drives (either directly or through an idler pulley) on the edge of the turntable; "centre-drive" sees the central bearing of the turntable acting as the drive. The former method is cheaper owing to the elimination of the necessity for gearing; however, most manufacturers prefer to drive the turntable on its inner edge (why?), and the resultant hollow turntable provides a perfect echo chamber wherein mechanical noise is amplified. Also, vibration is greater and speed is more variable, for the "flywheel" effect is not so great with rim-drive types. The noise is usually at its maximum between 50 and 100 c/s, and may be radiated directly or induced into the pick-up or amplifier. Little can be done to cure the direct acoustic noise save mounting the motor on rubber bushes (carefully done this can result in a considerable improvement), but electrical noise may often be removed by screening the motor, pick-up and leads.

Vibration will occur at the same frequency and, if too severe, rapid wear of record and needle may result. In addition, a loud hum will be produced in the output if the pick-up has a good bass response.

In order to allow good tracking, the pick-up arm must be very free of movement and must be positioned correctly in relation to the record. The first condition is best fulfilled by ball-bearing or gimbaling mounting in both vertical and horizontal directions, and although this is expensive it is essential for the best quality to be obtained from a lightweight microgroove pick-up. Simpler mountings may, however, prove satisfactory; in this connection it is worth remembering that counterbalancing by weight rather than by a spring will normally give greater vertical freedom of movement.

If the pick-up is to trace the modulation of the groove correctly, a line drawn at right-angles to the side-to-side movement of the stylus tip should form a tangent with the groove throughout the length of the disc. In the commercial type of pick-up this would only be possible with an arm of infinite length; however, if the pick-up arm is bent at a suitable angle the error can be reduced to a maximum of 2 deg. with a 12in. arm, which provides a most acceptable standard.

If the mounting of the arm is poor the whole structure may resonate about the vertical pivot, and while there is no excuse for this, pick-ups do sometimes reach the market with this fault. The resultant peak in the output curve greatly increases wear, and the stylus may even be thrown out of the groove. But with free pivoting the lower resonant frequency can be kept down to about 20 c/s, where no trouble will occur.

(5) *The Amplifier*

The design of a distortionless amplifier for the reproduction of discs differs little from standard practice. There are, however, a few special requirements which warrant particular attention.

The amplifier is usually best built in two units: The main amplification stages (having a flat frequency response), and the pre-amplifier and "tone-control" stages (where any frequency correction required is carried out).

Ideally, the main amplifier has a response that is flat between 20 c/s and 20 kc/s. Phase-shift should be minimised within this range, for when transients

occur the quality may be appreciably altered by the disturbance of phase relationships between the component frequencies.

Probably the most important component is the output transformer, for an unsuitable one can introduce frequency, harmonic and intermodulation distortion as well as phase-shift.

The initial stages provide all the control, and the first stage should normally give a fixed amount of bass boost. For all recording characteristics fall from about 300 c/s to 10 c/s at about 1 db an octave. The next two stages should provide the frequency controls so that recording characteristics can be corrected according to listening conditions and personal tastes. It is also advisable to have a "top-cut" control that enables the successive elimination of the higher frequencies in half-octave steps between 20 and 4 kc/s.

(6) *The Loudspeaker*

The loudspeaker system provides one of the main problems, for it is extremely difficult to produce in a comparatively small room the varied effects of symphony, opera or chamber music. No single speaker reproduces the entire audible spectrum, and the best answer seems to lie in the use of several speakers.

Admirable results are obtained with the output of the amplifier feeding into a cross-over network which distributes the output between three speakers. The bass unit should reproduce from about 800 c/s downwards. For this purpose, the bigger the speaker the better. A 12in. unit mounted in a bass reflex cabinet in order to lower the resonant frequency gives excellent results. If the cabinet is placed in the corner of the room, the reflections from the walls overcome the "point-source" effect of a normal baffle-mounted speaker, giving a better illusion of space. The middle-range speaker (of, say, 8in. diameter) should deal with frequencies up to 5,000 c/s, and should be mounted similarly or on a fairly large baffle. The high-frequency speaker is ideally a small metal cone type, or a horn-loaded ribbon (the latter rather expensive).

For those with less cash to spend, very good results may be obtained by using a single 8in. unit of high flux density in an enclosed corner mounting. The speaker must be situated off-centre, and the cuts for the skirting-board can be made slightly too big to provide some form of outlet. The cabinet (which is constructed of $\frac{1}{2}$ in. ply) is lined with cotton-wool to absorb reflected sound (Fig. 6).

(7) *The Equipment as a Whole*

To avoid electrical and acoustic feedback, separate units have much to recommend them: one unit will contain the "player" (the pick-up and motor); the second, mounted near the first, the pre-amplifier; the third, mounted near the speaker, the main amplifier; and the fourth, the speaker system. In practice, the second and third units can often be combined into a single "amplifier" unit.

The room, and the furnishings contained therein, have a considerable effect on the reproduction. Soft furnishings absorb sound easily, while wood and plaster reflect it. Sympathetic vibrations in pianos must be avoided, as must the accompaniment of bass notes by rattling plates. A correct reverberation time (i.e., the time taken for the sound to be absorbed by the room) is assumed to be about one second, but normally it is impracticable to alter room conditions.



SPECIAL CATHODE RAY TUBE OFFER

Brand New 12in. standard Tr.V. type. c.r. tube, 12/19/6. Carriage 15/- extra.

CONDENSERS

Table listing various condenser types and values, including Electrolytic Cans, Electrolytic Tubular, and Special TV Condensers.

SPECIAL TV CONDENSERS

By T.C.C. 32+100 mfd. Type CE15PE. 450 v.w., 7/6. .04 mfd. Type CP59V0 12.5 kv., 7/6.

MAINS TRANSFORMERS

All 200-250 volts c.p.s. primary. Finest quality, fully guaranteed.

AT/5. TV Type Mains Auto. 200, 220, 250 also 375 v. inputs.

FILAMENT TRANSFORMERS

6.3 v. 1.5 a. 7/11. 6.3 v. 3 a., 12/6. Special Transformer. 2amps., with the following tappings:

PERSPEX. 13 1/2 x 10 1/2 x 1/2. Neutral shade, slightly marked. 4/11 per piece.

TEST PRODS. Fused, with fully retractable points. Price 4/11 per pair.

ANTENNA ROD SECTIONS

Each rod is steel heavily copper plated. Any number can be fitted together.

GRAM MOTORS. Rim drive. For 200-250 v. 50 c.p.s. Many uses. 9/6 each.

TANNOY PRESSURE UNITS

10 watts. 7.5 ohms impedance. LAST FEW ONLY. 59/6. Carriage 3/6 extra.

R.1132A RECEIVERS. Complete with all valves. Store soiled, 50/-. Carriage 10/- each extra.

5 WAVEBAND RADIO CHASSIS

LIMITED QUANTITY. (Frustrated Export). Circuit has R.F. stage, Magic Eye tuning indicator and many other features.

SUPERHET COILS

For 465 Kcs. 10-30 metres. Aerial and oscillator. 1/11 per pair. With Circuit. Postage 9d. extra.

Table listing valve types and prices, such as 50L6, 35Z4, 6AM6, 6HM6, EF50, Red, New Sylvania.

VALVES. 10,000 IN STOCK AT THE LOWEST POSSIBLE PRICES. SOME EXAMPLES.

SPECIAL OFFER. 4 Valves: 1 each 1R5, 1T4, 185 and 384. LASKY'S PRICE 32/6. POST FREE. 4

Table listing valve types and prices, such as 1S4, 1R5, 1A5, 3S4, 1T4, 1R5, 1S5, 1C5.

I.F. TRANSFORMERS

465 Kcs Iron dust cores in cans, midget type. Size: 1in x 1in x 2 1/2in. Price 9/6 per pair.

F.M. LOUDSPEAKERS

All less o'trans. new and unused. First quality. 3in. Elac. 12/11. 5in. Plessey. 12/6. 6in. 13/6. 8in. 15/-.

SUPERHET COIL PACKS

3 Wavebands: 12-35 metres: 35-100 metres: 200-550 metres: Size: 4 x 4 x 3in. Price 16/-.

CAR RADIO PLUG SUPPRESSORS, 1/6 each.

V.H.F. SUPERHET TUNING UNITS

By well known manufacturer. (Frustrated Export.) Input 300 ohms balanced line. Frequency range: 54-89 Mc/s and 174-217 Mc/s.

C.R.T. MASKS, Brand New LATEST ASPECT RATIO

Table listing C.R.T. mask types and prices, such as 10in., 12in., 12in. flat face, 14in. rectangular, 16in. Double-D, 17in. rectangular.

SOILED OLD ASPECT RATIO

Table listing soiled old aspect ratio mask types and prices, such as 9in., 12in., 12in. with fitted armour glass.

9in. TABLE TV CABINETS

Medium shade mahogany finish. Complete with back safety glass, speaker-fret. Internal dimensions: 19in. high, 16in. wide, 14in. deep.

OUTPUT TRANSFORMERS

Table listing output transformer types and prices, such as 40 mA. Multi-ratio, 80 mA. Multi-ratio, 60 mA Pentode.

15in. C.R.T. MASKS

Latest aspect ratio. New and unused. No. 1 Rubber. Overall size: 17in. wide, 13in. high. Price 17/6. Post 2/-.

SMOOTHING CHOKES

Table listing smoothing choke types and prices, such as 20 mA. 40 H., 40 mA. 8 H., 40 mA. 10 H., 100 mA. 10-20 H.

TELEVISION SELENIUM RECTIFIERS

The very latest "Sentercell" S.T.C. range. K3/40, 3.2 kv. 7/6. K3/45, 3.6 kv. 8/8.

S.T.C. METAL RECTIFIERS

Table listing S.T.C. metal rectifier types and prices, such as RM1, RM2, RM4.

AMPLIFIERS

4-Watt Model. Ex Government. Complete with 10 valves: 2 25L6; 1 6H6; 1 2526; 6 6SK7.

CRYSTAL DIODES

Germanium. Price 2/3 each. Post Free.

E.H.T. Transformer for VCR97. 45/-.

Screen Enlarger for VCR97. Filter type, 17/6. Postage 2/6.

E.H.T. Condenser. 1 mfd. 2.5 kv. 2/6.

FULLY ASSEMBLED POWER PACK AND OUTPUT STAGE FOR R1155 RECEIVERS. For use on 200-250 volt A.C. mains. Wired and complete with valves.

EX-A.M. RECEIVER TYPE R1155

Brand new and unused. 5 Frequency ranges: 18.5-7.5 Mc/s; 7.5-3.0 Mc/s; 1,500-600 Kcs/s; 200-200 Kcs/s; 200-75 Kcs/s.

USED MODEL R1155 RECEIVERS

Aerial tested before despatch. Complete with 10 valves. LASKY'S PRICE 27/19/6. Carriage 12/6 extra.

SECONDHAND R1155. Less valves and faulty. Ideal for breaking up for spares. 50/-, carriage 7/6 extra.

VCR97 C.R. TUBES, new unused, 35/-. Carriage 5/-.

LASKY'S RADIO

Lasky's (Harrow Road), Ltd.,

370, Harrow Road, Paddington, London, W.9

Telephones: CUNningham 1979-7214. All Depts.

MAIL ORDER AND DESPATCH DEPARTMENTS: 485-487, HARROW ROAD, PADDINGTON, LONDON, W.10.

Hours: Mon. to Sat. 9.30 a.m. to 6 p.m.; Thurs. half day, 1 p.m. Postage and packing charges (unless otherwise stated): on orders value £1-1s. 0d. extra; £5-2s. 0d. extra; £10-3s. 6d. extra; over £10 carriage free unless specifically stated otherwise.

Best Buy at Britain's

POLICE, FIRE, WROTHAM. The R1132A covers 100-124 mc. with variable tuning, easily altered to other frequencies. Due to **HUGE PURCHASE FROM M.O.S.** now offered brand new, complete with 11 valves at **ONLY 45/-**, plus 7/6 cart.

TR1198 RECEIVER 25 73. complete with all six valves. Brand new condition with full conversion data. **GIVEN AWAY AT 22/6.** plus 2/6 carr.

AMPLIFIER A1135A. complete with 3 valves and conversion data. 17/6. plus 2/6 post.

RECEIVER R1235. contains 5-EF50, 2-EF39, 1-EB34 and loads of components. 25/-, plus 2/6 carr.

METERS 2 1/2 in. square, moving coil, new and boxed. 0-1 mA., at 12, 0-20 volt. at 7.6, 0-5 mA., at 7.6, 0-500 mA., Thermo-couple at 10, 2 1/2 in. barrel 0-200 mA., at 10/-.

AVOMETER MODEL 40. only slightly used, all tested at **£9.19.6.**

S20R RECEIVER covers 550-81 metres. A super American Communication set with built in A.C. power pack and speaker. Only **£21.** plus 19/- carr. Send S.A.E. for details.

TV PRE-AMP uses 2-EF50's, tunes to 45 mc. s. With valves 19/6. Less valves 10/-, post 1/- extra.

RED SYLVANIA EF50 at 8/6 each. British EF50 at 5/-. Post 6d. extra.

E.H.T. TRANSFORMER for VCR97, etc. Mains input 2,500 volts, 4 volts 2 amp., 2-0-2 volts 2 amp. Brand new, guaranteed at 35/-, plus 1/- post.

PAY US A VISIT. 1 MINUTE FROM LEICESTER SQUARE (CENTRAL AND PICCADILLY LINES.)



CHARLES BRITAIN (RADIO) LTD.

11, Upper Saint Martin's Lane, London, W.C.2 TEM 0545

Shop hours 9-6 p.m. (9-1 p.m. Thursday)

OPEN ALL DAY SATURDAY

10% DISCOUNT !!!

on undermentioned and other non-proprietary items (list 2d) if your order exceeds £1. (Please add post to smaller orders.)

NEW SURPLUS CONDENSERS. Misc. all usual values from 10pf to 10,000 pf. Paper 0.1 mfd. 500 v. 0.01 mfd. 1,000 v. Metal block 0.25 mfd. 250 v. 0.1 all 4d., 3/6 doz. Metal tubular, 0.25 mfd. 500 v. 7d., 6/- doz.

STANDARD TV CO-AX. 1/2 in. 80 ohms, 9d. varl. **SURPLUS VALVES YOU CAN TRUST:**

| A Makers' Catalogue, B—Plain | | Type | | Price | | Service sections | | |
|------------------------------|-----|-------|-------|-------|------|------------------|-----|------|
| Type | A | B | Type | A | B | Type | A | B |
| 2C26 | 4/9 | 4/3 | 6K7G | 6/9 | — | 5Y4 | 3/6 | — |
| 6AK5 | — | 10/6 | 6K7GT | 6/6 | 5/9 | EK50 | — | 2/6 |
| 6AM6 | — | 10/6 | 7192 | 3/6 | — | 6X4 | — | 3/6 |
| 6AR5 | 9/6 | — | 6Y4 | — | 10/9 | EF50 | — | 7/6 |
| 6B6 | 5/- | 4/6 | 6U7GT | 12/6 | 10/9 | EF92 | — | 10/6 |
| 645GT5/9 | — | 6/8K7 | 7/3 | — | — | KTW61 | — | 8/6 |
| 6J6 | — | 11/6 | 6V6GT | 11/6 | — | KTZ4 | — | 8/6 |
| 6J7G | — | 6/6 | 6V9G | — | 9/6 | KTZ6 | — | 7/6 |
| 6K6GT8/6 | — | — | 12H6 | — | 2/9 | RK34 2/3 | — | — |
| 6K7 | 7/6 | 6/9 | — | — | 8/9 | VU113/6 | — | — |

SPECIAL—RK34 (2C26) with ceramic holder, 3/-, many more types on our list at surplus prices. **REED & FORD, 2A, BURNLEY ROAD, AINSDALE, SOUTHPORT.**

WATERLOO RADIO

(Waterloo Bridge Roundabout)

35, TENISON WAY, LONDON, S.E.1. Tel.: WAT 3011.

GERMANIUM DIODES.—Wire ends, 2/- each.

VALVES.—RK34 2C34, VR78 D1, 2/6, 5 for 10/-; 805's 11/6; 6CH6, 6AM6, 8D3, 277, 6AL5, 6BR1, 6V6W, 6EW7, 6BR7, 6BB8, 6AD6, 6AD6, 6AT7, 1T4, 1S4, 1R4, 3V4, 354, 1U5, 3A4, 1S5, 1L4, 7/6 or 3 for 20/-; Your selection. 50C6, 6AK5, 6AK6, 9/6, TX Valves, 813's 70/-; 829B's 72/6; 8012's 11/6; 35T's, 35/-; TX Condensers, Type 181C, ZAL107, 3,000v. wrk., 1/0; 4 mid. NEW, PACKED, 2 per cart. 30/- pair. Carriage 3/6

METAL RECTIFIERS.—H. W., R.M.I., 125v., 60 mA., 3/9; RM2 125v., 100 mA., 4/3; RM3, 125v., 120 mA., 5/3; RM4, 250v., 275 mA., 15/6.

LOUDSPEAKERS.—3 1/2 in., 5 in., 14/6; 8 in., 10 in., 22/-. Post 2/-. And many other fine radio and television bargains. Overseas enquiries invited.

FIRST-CLASS RADIO COURSES . . .

GET A CERTIFICATE!

QUALIFY AT HOME—IN SPARE TIME

After brief, intensely interesting study—undertaken at home in your spare time—YOU can secure your professional qualification. Prepare for YOUR share in the post-war boom in Radio. Let us show you how!

FREE GUIDE

The New Free Guide contains 132 pages of information of the greatest importance to those seeking such success-compelling qualifications as **A.M.Brit.I.R.E., City and Guilds Final Radio, P.M.G. Radio Amateurs, Exams., Gen. Cert. of Educ., London B.Sc. (Eng.), A.M.I.P.E., A.M.I.Mech.E., Draughtsmanship (all branches),** etc., together with particulars of our remarkable Guarantee of **SUCCESS OR NO FEE**

Write now for your copy of this invaluable publication. It may well prove to be the turning point in your career.

FOUNDED 1885—OVER 150,000 SUCCESSSES
NATIONAL INSTITUTE OF ENGINEERING

(Dept. 461), 148, HOLBORN, LONDON, E.C.1

MICROGRAM AMPLIFIERS



£3.19.6. P. & P. 2/6d.

Fits inside your record player leaving room for speaker. Dimensions 10 in. x 3 1/2 in. x 2 1/2 in. 4 watts quality output. Suitable for all speakers and with standard or L.P. pick-ups. Built in powerpack for 200-250 v. A.C. only. Valves 6J7 and 6V6 available at 20/- per pair extra, if required. Other models up to 10 watts.

6d. stamp for illustrated details
ELECTRO-ACOUSTIC LABS
TAIN—ROSS-SHIRE, SCOTLAND

UNLIMITED

AMPLIFIERS
DEFENSIVE AC2.—2-valve + Rec., Audio Amplifier, Complete with valves, 75/- in KIT form, 59/6.

MODEL AC34.—3-valve Audio Amplifier. Wired and tested. Complete with valves. 12 months guarantee. £7.10.0. Carr. paid.

MODEL AC54.—Record Playback Tape Amplifier. Complete with valves, tested and ready for use. Fully guaranteed 12 months. 16 pns. Carr. paid.

RADIOGRAM CHASSIS. 1953 Models. 3-waveband, 5-valve Superhet. 13 pns. 6-waveband, 5-valve Superhet. 13 pns. 3-waveband, 5-valve Push-pull. 13 pns.

Technical data on request
VALVES. over 13,000 actually stocked. Write or phone for list

ELM ROAD, LONDON, E.17 (K9) 4813

FREQUENCY CRYSTALS. 5.8 to 8.6 Mcs. in 25 Kcf. stens. Odd 5/6. Spot 8/-.
3-VALVE U.H.F. BATTERY RECEIVERS. 160 Mcs. Easily converted. 15/-.
NEW OLDFHAM 2v. 16 A.H. Accumulators 8/6. 7 1/2 x 4 1/2.

0.5 AMPMETERS. 2 1/2 in. square. M.C. 11/-.
GERMANIUM DIODES. 3/9.

P.M. SPEAKERS. 8 in., 20/-; 5 in., 14/6; 6 in., 16/6; 10 in., 27/6.

SELENIUM RECTIFIERS. F.W. 6 or 12v. 1 A. 22/6; 6 A., 30/-; 3 A., 14/6; 1 A. 8/6; 2 1/2 v. 2 A., 30/-; 250v. 100 mA. H.W. 9/-; 80 mA., 6/6. 250 v. 275 mA., 17/6.

TRANSFORMERS. 200-240 volts, tapped 34.5-6.8-9-10-12-15-18-20-21 and 30 volts at 2 A., 21/6. One year guarantee.

NEW G.E.C. 0.75 MILLIAMMETERS. 1 1/2 in. x 1 1/2 in. 8/-.

M.C. MICROPHONES AND TRANSFORMERS. 14/6.

F.V.W.D. PHONES. Low Resistance. 8/6
MINIATURE VALVES. New. 9C01, 9C02, 9C03, 7/6; 6AG5, 1S4, 1S5, 1T4, 1R5, 10/6; 6AL5, 8/6; 12AT7, 6AM6, DH77, 6AT6, EY51, 6BE6, 12/6.

NEW VALVES. 56Z4, 35L6, 25Z4, 26L6, U261, VP4B, U50, 5Y3GT, 6K7GT, 6V6GT 50L6, 92, 80, 11/-; 6K8GT, 11/7/6, 12/6.

C-500. MICROAMMETERS. 2 in., 15/6.
MULTIMETER KIT. 2 1/2 in. M.C. calibrated meter. D.C. Volts 0.3-30-150-300 and 600, m.A., 0-60. Black ebony case. Also reads 0.5-5,000 ohms with 1 1/2" battery 24/6.

AERIAL RODS. 4ft., 3 sections, 6/-, Base 3/6.

NEW 8v. ROTARY TRANSFORMERS. 350v. 120 mA., 27/6.

6v. VIBRATOR UNITS. Output 200v. 40 mA., 22/6. Complete in steel case. ALL POST PAID IN U.K.

THE RADIO & ELECTRICAL MART

253b, Portobello Road, London, W.11. Phone: Park 8028

Aluminium TV Tube.—1 in. and 7/16 in. dia., 6d. fc., 1 in., 7d.

Co-axial Cable.—50 ohms, 9d. yd.; 75 ohms, 10d.

Twin-Feeder.—75 ohms, 6d. yd.; Screened 1/3.

Valves (New but Unboxed).
EC54. Grounded Grid Triodes and ECC31 Twin Triodes, both 4/6 each; 3 for 12/6. ECC35 (65L7). Twin Triodes, 8/6 each; 3 for 24/-.

Condensers.—3 Gang, .0005 mfd. New and Boxed, 7/6 each.

Orders over £2 Carr. Paid. Under 1/3. Sent 6d. for 24-page Catalogue.

Visit our Shop, open 8.30-6, inc Sats. Tel.: St. Albans 5951.

BOLD & BURROWS (G3HEO), 12-18, Verulam Road (A15), St. Albans, Herts.

ASTRAL RADIO PRODUCTS

SPECIAL OFFER.—Midget LETS, 465 kc.s., 13 1/2 in. square x 1 1/2 in. high. BRAND NEW, 6/- pr.; High "Q", postage 6d.

T.R.F. Coils as used in original model, 3-band. All Dry 3 (April '53, P.W.), 6/6 pr., postage 6d.

Dual Wave H.F. Coil as used in original models, Summer All Dry Portable Modern 1 and 2 Valver, etc., 4/3 each, postage 3d.; or with 5 circuits, 5/-.

0.5mV. 401 (Choke 4, postage 3d.)
500 Ohm T.W. Coils. A.E. and H.F., as used in original Model A.C. Bandpass 3, 3/3 per coil; Osc. and S.W. Band also available, postage 6d.

M.W. Frame Aerial, unsupported winding, 3/6 each.

M.W. Frame Aerial, Litz wound, high gain on Paxolin, 5/- each

I. and M.W. Xtal Set Coil, 2/6 each. All goods brand new and guaranteed. Trade enquiries invited.

138, THE RIDGEWAY, WOODINGDEAN, BRIGHTON, 7.

Time—The Highest Cost in Servicing

SOME IDEAS FOR TIME-SAVING FOR THE SERVICE ENGINEER By F. E. Apps

IN any service job it can be safely said that of the total cost of the job, 75 per cent. is for time spent on it. It is with the idea of reducing this time and thus reducing the cost of the job, that this article has been written. If this is successful, it will give satisfaction to the customer by the lower cost and speedier completion of job, and also to the engineer concerned, by ensuring more custom, as his charges will be lower than his less efficient competitors.

In this article I propose to state the probable causes of wasted time, and, dealing with each one separately, suggest ways in which considerably to reduce it. One cannot, of course, in a short article cover every point, but the reader will, no doubt, by following the same ideas, be able to discover ways and means of his own.

The Work-bench

This is an important point. The bench should be as clear as possible for the job on hand. Old valves and components should be discarded, and all there should be on the bench would then be the necessary tools required, and the instruments needed on the job. A complete set of test valves, very clearly labelled as such, should be kept handy to the bench, and care should be taken that these are returned to their proper place immediately after use on the chassis in hand. This will eliminate time wasted by searching "for that valve I had here yesterday."

Components

These can be "time wasters." See that all components for either replacing in set or as "substitute testers" are above suspicion. Discard all doubtful ones immediately. Keep all components in separate jars or boxes, labelled as such, according to values within reasonable limits. Thus, with condensers, .1 and .01 μ F can go together, but do not mix with .001 μ F or lower values. Resistors should be kept separately as well, distinguishing as between 1 k Ω , 10 K Ω , 100 K Ω , 1 M Ω , with the intermediate values. Wire-wound and high-wattage resistors should be kept separate. I expect many readers have wasted quite a time looking for perhaps a 68 Ω $\frac{1}{2}$ watt resistor amongst a box of a couple of hundred assorted ones.

If obtainable, have handy a service sheet of the job in hand. The time wasted in trying to locate components in a receiver that is new to the engineer, without a service sheet, can be considerable.

Tools

Do use the correct tools on the job as far as possible. Use box spanners or ordinary spanners for nuts; pliers are not satisfactory, and waste time. Keep your screwdrivers ground and use the most appropriate size for the screw. Use trimming tools for trimmers only if these have to be reset, and do not forget to replace shakeproof washers

if they have been previously used. A tool-rack in front of the bench is a good idea, but use it for replacing tools after use.

Instruments

Good instruments are necessary for every service engineer, but they will not remain so unless they are periodically checked. The universal meter is important. Each time it is used, see that it is "zeroed." A faulty reading can lead you astray for quite a while, searching for a fault that does not exist. Use a meter of the 1,000 ohms-per-volt type; this will ensure your getting readings near enough correct for ordinary service work. Know your meter and its vagaries (they all have them).

Signal generators, oscilloscopes and wobulators are generally included in a fully-equipped workshop. The signal generator is important for re-alignment, and, therefore, should be checked against standard broadcast frequencies once a week. Use a receiver capable of receiving these frequencies and beat the unmodulated signal from the signal generator with the received frequency. Adjust generator to zero beat and check reading, noting differences, if any. The oscilloscope and wobulator are not normally required for ordinary radio servicing. Their use, and an easy and rapid method of using them when servicing frequency modulation sets and television, will be explained in a later article.

The "on the site" service kit should be limited, as far as is possible, for efficiency. Major operations are not advisable in a customer's house. The lighting is often insufficient and as it is practically impossible to have everything that is required at hand, jobs are only patched up. Suggested make up of an "on the site" kit is as follows: A general purpose meter, soldering iron, small selection of tools, spare set of valves, small components such as electrolytics, fixed condensers of usual values and resistors. The service manual, if available, should be included. I advise that, if the job appears to be a bench job, you do not hesitate to inform customer immediately. Don't half do the job before telling him this. This is wasted time. If explained in the correct manner, most owners of sets will soon realise that the job can be done more efficiently on the bench, with all the necessary instruments, tools and parts to hand.

Fault-finding

This is the part of the job that a systemised method must be used, if rapidity and efficiency is to be desired. The "from grid-to-grid" method is the generally accepted means of fault-finding, whether the trouble is "no signals," "intermittency," "instability," or "hum." Two or three short leads with crocodile clips at each end are necessary and should be readily available. Start from power supply and proceed right through circuit to aerial, earthing each grid in turn from output to frequency changer or R.F. valve, and listen for the usual response. The point where the set fails, is

unstable, intermittent or, where the hum originates, can thus be quickly ascertained. An inspection and check of each component in that portion of the circuit should then result in a speedy cure. Take a voltage check at this point to ensure that the anode, screen and cathode potentials are correct. Should a condenser, or resistor, be found open circuit, do not put another one across it but remove the faulty one and replace with one of the correct value. Readers may think that this warning is unnecessary, but I have seen it happen many times, with the result that the set gave intermittent results after a time through the faulty component being left in the circuit.

Frequency Changer

Trouble in the local oscillator circuit of the frequency changer can be difficult to find unless some sound method is used to locate it. Generally, this trouble is caused by one of the following faults: (a) the frequency changer and/or local oscillator valve; (b) the wavechange switch contacts; (c) change in value of the oscillator grid condenser or the oscillator grid-leak; (d) the oscillator section of the gang; (e) insufficient volts on the oscillator anode or screen of the frequency changer; (f) the oscillator coil having open-circuited or shorted turns. Although the correct method of checking the local oscillator is to place a meter in series with the oscillator grid-leak (meter 1,000 Ω /v), a rough-and-ready test can be made by touching the stator vanes of the oscillator section of gang with a screwdriver. If oscillating, loud clicks will be heard.

Noisy operation of gang is generally due to dust in the vanes. An easy way to get rid of this is to burn it out with the H.T. Connect one end of a short lead with a crocodile clip to the H.T. line and touch

other end to stator of portion of gang causing trouble. Revolve gang at same time. It is advisable to remove frequency changer and I.F. valve whilst doing this. If an A.C./D.C. set remove grid connections. Examine gang before trying this to ensure it is not vanes dead-shorting.

The oscillator grid condenser is generally of the silver mica type, of about 100 pF, and will sometimes go "open circuit." The set then will oscillate on the S.W. band and on the M.W. at the highest frequency, or when the gang is fully open.

Squegging is nearly always due to a faulty oscillator grid-leak.

Unusual Faults

These are the troubles that can cause loss of time, as the usual tests do not seem to locate them. For instance, a set after being serviced for some minor fault, on being reboxed developed a loud hum. It was located in the output stage. A new output valve made no difference, nor did extra smoothing. After unboxing set it was found that the mains lead going to the on/off switch on volume-control had been moved so that it crossed over the grid leads to volume-control and thus induced mains hum in them.

Another set developed a H.T. short. A meter test showed that the short-circuit disappeared when the I.F. valve was removed. A new valve also showed short. Investigation of valveholder revealed a piece of solder between the upper and lower portions of paxolin of holder, causing a short when valve was plugged in, but just clear when valve was removed.

These faults, however, are not common and the only way to clear them is to be systematic in your testing and not to start going round in circles, testing the same things over and over again.

21 YEARS OF PROGRESS

(Continued from page 609)

for us to relax our efforts, indeed, we increased them, and for the next six years we continued to appear weekly and in the larger size of pre-war years.

Size Reduction

The declaration of war in 1939 and the restriction on paper supplies naturally caused us in common with all other journals to reduce the number of pages in each issue, but we continued to appear weekly in our pre-war size until July 27th, 1940, and as a monthly in that same size until November, 1941. The first issue of PRACTICAL WIRELESS in the present size was dated December, 1941. Naturally, the editorial policy of the war years was veered to suit the changed conditions. The Services required thousands of technical personnel as radio telegraphists and radio and radar operators, and we therefore commenced publication of articles of an educational nature.

Adequate tribute has been paid to the services we rendered to the State in this connection, and we continue to receive letters of gratitude from those now holding prominent positions in the Services and in the radio industry, for the instruction they received at our hands and which was responsible for their progress.

Except for the printers' strike in 1950 which compelled us to produce two issues in one (dated September-October, 1950), we have appeared con-

tinuously, and to date 564 issues have been despatched all over the world from this office. For PRACTICAL WIRELESS has a world-wide circulation, and we daily receive letters from almost every part of the globe. Messages of congratulation have poured in since the announcement some months ago of this Special Birthday Number from thousands of readers who have taken the paper from its first issue.

Other pages in this issue date-line the milestones in our history and list some of our most famous receivers. Earlier readers, however, will remember our introduction of Transfer prints by means of which, like a ladies' embroidery pattern, the wiring diagram could be imprinted on the chassis; our free gift Wire Gauge and set of B.A. Spanners; our free gift Data Sheets and Booklets; our Pocket Tool Kits, to mention but a few of our efforts to assist constructors.

"Practical Television"

As we pass the twenty-first milestone we observe the same enthusiasm for television as permeated radio in its early years. Instead of having to cramp this new branch of electronics into a small section of this journal it now has our sister journal "Practical Television" to cater for the needs of the amateur. The next twenty-one years will see marked changes in both of these allied sciences, and readers may rely on this journal promptly and accurately to record those developments and to bring to them, as hitherto, news from the four quarters of the earth. We express our sincere thanks to them, and to our advertisers for their loyalty and their continued support.



OPEN TILL 6 PM SATURDAYS

TELEPHONES: AMBASSADOR 4033 & PADINGTON 3271/2

PREMIER RADIO Company

(REGD.) B. H. MORRIS & CO (RADIO) LTD. EST. 40 YRS.
 THIS IS OUR ONLY ADDRESS (Dept. P.W.) 207 • EDGWARE ROAD • LONDON • W2 THIS IS OUR ONLY ADDRESS

BUILD A PROFESSIONAL LOOKING RADIO SET AT LESS THAN HALF TO-DAY'S PRICE

We can supply all the parts to help you.


- Drum (2 1/2 in.) 1/6
- Driving head 1/8
- Double pointer 4d.
- Spring Nylon Core (yard) 6d.
- Dial Front Plate 2/6



- Engraved Glass Dial, 180-550 and 800-2,200 m ... 1/6
 - With station names, new wavebands ... 6/6
 - T.R.F. Coils, 180-550, 500-2,200 metres, pair 3/9
 - Punched chassis, 3-valve plus rectifier T.R.F. Cabinet, Bakelite, in Walnut or Ivory or Wooden in Walnut finish ... 17/6
 - Packing and Insurance ... 2/6
- SEND 1/6 FOR EASY TO FOLLOW POINT-TO-POINT DIAGRAMS AND CIRCUIT DIAGRAM,** which shows how YOU can build the Receiver illustrated above.

THE COMPLETE KIT

To construct a 3-valve plus rectifier T.R.F. Receiver for use on 200-250 v. A.C. mains can be supplied at 25/19/6, plus 2/6 packing and carriage. Each Kit is complete in every detail, nothing has to be made or improvised. Easy to follow point-to-point diagrams are supplied, making construction very simple. The kit is illuminated, and the Receiver housed in its Cabinet size 12in. x 5in. x 8in., presents an attractive appearance. The valve line-up is: 717A—H.F. Pentode. V111B—Detector. APT1—Output, and Metal Rectifier.



Wave-band coverage is for the medium and long bands. Choice of 3 Cabinets: Bakelite in Walnut or Ivory, or Wooden (Walnut finish)

WILLIAMSON AMPLIFIER KIT

A complete kit of parts for the construction of the latest version of this famous amplifier, complete with valves, output and mains transformers.

15 Gns.

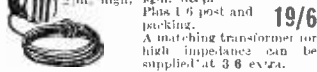
Plus 7/6 pkg., carr. and ins.

WILLIAMSON AMPLIFIER TRANSFORMERS (To specification)

The Output Transformer 3.6 ohms sec., £4.4. The Mains Transformer, PREMIER SP425A, £3/7/6.

MOVING COIL MICROPHONE

Low impedance. Incorporates pre-attachable switch. Housed in strong black bakelite case. Dimensions: 2 1/2 in. wide 2 1/2 in. high, 1 1/2 in. deep.



Plus 1/6 post and packing. 19/6
 A matching transformer for high impedance can be supplied at 3/6 extra.

H.T. ELIMINATOR AND TRICKLE CHARGER KIT

All parts to construct an eliminator to give an output of 120 volts at 20 mA. and 2 volts to charge an accumulator. Uses metal rectifier. £2.

Govt. Surplus Ex. W.D. STEEL AERIALS

Useful for fiction tube—ALL BRITANNIA 12in., 3 ft. 6 in. sections of copper-plated steel highly flexible tapering 2 1/2 in. Brand new in container. Plug-in type, 6/9. Screw-in type, 7/9. Packing and carriage 1/6. Insulated Base, 3/-, Waterproof carrying case with shoulder sling, 2/6.

ACCUMULATORS

By world-famous maker. 2 cell 10 amp. ... 4/11

Famous Set Manufacturer's surplus of ELECTRIC GRAM UNITS

Two-speed, 3 1/2 and 7 1/2 r.p.m. For playing Standard and L.P. recordings. Complete with Turntable. For use on 200-250 v. A.C. mains. Each unit is in its original manufacturer's carton and is fully guaranteed. Limited quantity only available at approve. half best price.



£4.2.6

Plus 2/6 pkg., carr., ins.

SPECIAL OFFER THE FAMOUS "CHANCERY" HIGH FIDELITY MICROCELL PICK-UP TYPE GPX for Standard and Long Playing



The Chancery Light Weight GPX Pick-up embodies certain unique features achieving a standard of performance not possible with normal magnetic or crystal pick-ups. The secret of the high standard of performance is in the use of the special microcell crystal cartridge assembly which has an unusually wide frequency response. The sapphire stylus is precision ground and self-terminating. With two cartridges 1 L.P. and 1 Standard. Price 52/8. Additional L.P. or Standard Cartridges can be supplied from stock at 19/6 each.

GRAMOPHONE CABINETS—Portable

A fortunate purchase of a manufacturer's surplus stock enables us to offer this first grade Portable Cabinet made by a famous manufacturer at the ridiculously low price of 29/6. Plus 2/6 pkg. and carr.



SPECIFICATION.—Substantial Wooden Case, Hexine Covered. Including woollen motor board already cut to take a Gramophone Unit. Almost any make of Rim Drive Unit can be accommodated with ease. Outside dimensions: Height (when closed), 2 1/2 in.; Length, 11 1/2 in.; Depth, 14 1/2 in.; Clearance space under motor board, 2 1/2 in.; Clearance space from motor board to inside lid when closed, 2 1/2 in.

As a special offer for a limited period only this famous Gramophone Unit, Pick-up and Cabinet which will assemble into a complete Portable Electric Gramophone ready to plug-in to your Radio or Amplifier. £7.19.6
 can be supplied at Plus 5/- Pkg. Carr. & Ins.

GRAMOPHONE UNITS

GARRARD Type 75. Latest 3-speed Autowchange unit complete with 2 Aox High Fidelity G.T.10 Pick-up Heads, 1 L.P. and 1 Standard. £14.19.6

GARRARD Rim Drive 7 1/2 r.p.m., complete with magnetic pick-up and turntable. £5.19.6

COLLARO 3-speed Single gram. unit complete with head or L.P. and Standard recordings ... £8.8.0
 Packing and carriage on each of the above units, 2/6.

PREMIER MAINS TRANSFORMERS

All primaries are tapped for 200-250-250 v. mains 40-100 cycles. All primaries are screened. All I.P. are centre tapped.

- SP175B, 175-0-175, 50 mA. 4 v. @ 1 a. 4 v. @ 2-3 a. ... 25-
- SP250B, 250-0-250 60 mA. 4 v. @ 1 1/2 a. 1 v. @ 3-5 a. ... 25-
- SP300A, 300-0-300 60 mA. 6.3 v. @ 2-3 a. 5 v. @ 2 a. ... 25-
- SP300B, 300-0-300 60 mA. 4 v. @ 2-3 a. 1 v. @ 3-5 a. 4 v. @ 1 1/2 a. ... 25-
- SP301B, 300-0-300, 120 mA., 4 v. @ 2-3 a. 4 v. @ 2-3 a., 4 v. @ 2-5 a. ... 28/-
- SP350A, 250-0-350, 100 mA. 5 v. @ 2-3 a. 6.3 v. @ 2-3 a. ... 29-
- SP351, 350-0-350, 150 mA., 4 v. @ 1 1/2 a. 4 v. @ 2-3 a. 4 v. @ 3-6 a. ... 36/-
- SP352, 350-0-350, 150 mA., 5 v. @ 2-3 a. 6.3 v. @ 2-3 a. 6.3 v. @ 2-3 a. ... 38/-
- SP375A, 375-0-375, 250 mA., 6.3 v. @ 2-3 a. 6.3 v. @ 2-3 a. 5 v. @ 2-3 a. ... 55/-
- SP501, 500-0-500, 150 mA., 4 v. @ 2-3 a. 4 v. @ 2-3 a. 4 v. @ 2-3 a. ... 47/-
- SP510A, 500-0-500, 150 mA., 5 v. @ 2-3 a. 6.3 v. @ 2-3 a. 6.3 v. @ 2-3 a. ... 50/-
- SP425A, 425-0-425, 200 mA., 6.3 v. @ 2-3 a. 6.3 v. @ 3-5 a. 5 v. @ 2-3 a. ... 67/8

LOUDSPEAKERS

- ELAC.—2 1/2 in. dia., Moving Coil, 15 ohms imped. ... 15/-
- PLESSEY.—3 in. dia., Moving Coil, 3 ohms imped. ... 15/-
- ELAC.—3 1/2 in. dia., Moving Coil, 3 ohms imped. ... 15/-
- ELAC.—3 in. dia., Moving Coil, 3 ohms imped. ... 14/6
- E.M.I.—5 in. Elliptical, 15 ohms imped. ... 27/6
- PLESSEY.—5 in. dia., Moving Coil, 3 ohms imped. ... 14/6
- PLESSEY.—5 in. dia., Mains Energised 3 ohms imped. (600 ohms field) with Pentode Transformer ... £2/6
- PLESSEY.—5 in. dia., Mains Energised 3 ohms imped. (600 ohms field) ... 19/6
- PLESSEY.—10 in. dia., Moving Coil, 3 ohms imped. ... £2/6
- GOODMANS.—12 in. dia., Moving Coil, 15 ohms ... £8/8/-
- Plus 5/- packing and carriage
- VITA-VOX.—K 12-20 12 in. dia., Moving Coil, 15 ohms imped. ... £11/11
- Plus 5/- packing and carriage.

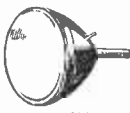
ALL 12 in. SPEAKERS TAX FREE.

1132A RECEIVER UNITS

11 valve Superhet receiver, covering 100 to 12 1/2 Mc/s, using four VR53, two VR26, and VR66, VR67, VR70, VR54 and VR37 valves. Fitted with Tuning meter, slow-motion drive, R.F. and L.F. Gain Control, etc. Circuit: R.F. amp, frequency changer, oscillator, and stabl. 2-L.F. amps, R.F.O. Det., First audio and output. Brand New with circuit diagram.
 PRICE 59/6 plus 7/6 pkg., carr., ins.

C.R. TUBES

- VCR 516 9in. Blue picture. Heater Volts 4, Anode 4 Kv. in Manufacturer's original Carton. PRICE £3/19/6 Plus 5/- pkg., carr., ins.
- VCR 517C 6 1/2 in. picture. This tube is a replacement for the VCR97 and VCR517. Guaranteed full size picture. PRICE 35/-, Plus 2/6 pkg., carr., ins.



ALL BRAND NEW

STOP PRESS!!

1155 RECEIVERS—Slightly soiled. In original case, complete with 10 valves. Frequency range 18.5 Mc/s - 75 Kcs. £7.19.6
 in 5 wavebands
 Pkg. & Carr. 10.6.

TERMS OF BUSINESS: CASH WITH ORDER OR C.O.D. OVER £1. Please add 1/- for Post Orders under 10/-, 1/6 under 40/-, unless otherwise stated

GALPIN'S

ELECTRICAL STORES
408, HIGH ST., LEWISHAM, S.E.13

Tel.: Lee Green 0939. At Lewisham Hospital.
TERMS: CASH WITH ORDER. NO C.O.D.
All goods sent on 7 days' approval against cash.

EARLY CLOSING DAY THURSDAY

METAL RECTIFIERS, suitable for 6 1/2/24 volts at 10 amps charging with the correct transformer, complete with TX, 97/6 each, or Rectifier only. 35/- each.

1,000 WATT AUTO WOUND VOLTAGE CHANGER TRANSFORMER, tapped 0.110/200/230/250 volts. £5 15/- each, carriage 4/6.

MAINS TRANSFORMERS (NEW), suitable for spot welding, input 200/250 volts, in steps of 10 volts, output suitably tapped for a combination of either 2 4/6 8/10 or 12 volts 50/70 amps. 95/- each, carriage 7/6.

MAINS TRANSFORMERS (NEW), 200/250 volts input in steps of 10 volts, output 0, 6, 12, 24 volts 6 amps. 42/6 each, post 1/6. Another, as above, but 10-12 amps, 55/- each, post 1/6; another, as above, but 25-30 amps, 75/- each, carriage 3/6; another, input as above, output 0/18/30/36 volts 6 amps. 47/6 each, post 1/6.

MAINS TRANSFORMERS (NEW), input 200/250 volts in steps of 10 volts, output 350/350 volts, 16 m/amps, 4 volts 4 amps, 5 volts 3 amps, 6.3 volts 4 amps, 45/- each, post 1/6; another, 350/350 volts 180 m/amps, 6.3 volts 8 amps, 0/45 volts 4 amps, 45/- each, post 1/6; another, 500/500 volts 150 amps, 4 volts 4 amps, C.T., 6.3 volts 4 amps, C.T., 5 volts 3 amps, 47/6 each, post 1/6; another, 425/0 425 volts 160 m/amps, 6.3 volts 4 amps, C.T. twice 5 volts 3 amps, 47/6 each, post 1/6.

TRANSFORMERS SPECIALLY MADE TO ORDER, delivery 72 hours from date of order. Please let us quote you.

MAINS TRANSFORMERS, 200/250 volts input, output a combination of 6, 12, 18, 24, 30 and 36 volts at 6 amps, 45/- each, post 1/6.

METERS, Moving Coil, 0 to 14 amps, 15/6 each. Ditto, Moving Iron, suitable for A.C. 0 to 30 amps, 25/- each. Another moving coil, 100 to 250 amps, D.C., 35/- each, all 4in. scale. (Others in stock, please state your requirements.)

12/24 VOLT RECTIFIERS at 4 amps., with suitable Mains Transformer, 200/230 volts input. 55/- each, except 12/24 volts.

MAINS TRANSFORMERS, input 180 250 volts, output 425/0 425 volts, 250 m/amps, 5.3 volts 10 amps, 6.3 volts 8 amps, 6.3 volts 8 amps, 5 volts 6 amps, 65/- each; another, input as above, output 4,000 volts 2 1/2 m/amps, 4 volts 1 amp, 2 volts 2 amps, 45/- each.

SMOOTHING CONDENSERS, 10 mfd., 250 m/amps, D.C. resistance 120 ohms, 12/6 each.

CONDENSERS, 0.1 mfd., 6,000 volts working, 6/6 each.

LARGE STUD TYPE DIMMER RESISTANCES, 10 ohms, 9 1/8 amps, 32 studs, 35/- each.

3 KILOWATT DOUBLE-WOUND VOLTAGE CHANGER TRANSFORMERS, 11/230 volts or vice-versa, as new, weight approx. 100 lb., £12 10/- each, carriage forward.

ELECTRIC LIGHT CHECK METERS, useful for subletting, garages, etc., all for 200/250 volts A.C. mains, 5 amp. load, 19/- each; 10 amps, 22/6; 20 amps, 27/-; 25 amps, 32/6; 40 amps, 38/6; 50 amps, 45/6; and 100 amps, 57/6 each, all carriage paid.

6 or 12 VOLT RECTIFIERS at 4 amps output, complete with suitable transformer, 200/230 volts input, 45/- each, post 1/6.

MAINS TRANSFORMERS, 200-250 volts input, output 400/0 400 volts, 280 m/amps, 6.3 v. 8 a., 2 v. 3 a., 5 v. 3 a., 4 v. 2 a., 4 v. 2 a., the last two heaters insulated at 8,000 volts, 85/- each; another 200/230 volts input, output tapped 0, 9, 18 volts at 4 amps, 25/- each, post 1/6.

D.C. MOTORS, 230 volts, 3 h.p., 3,000 r.p.m., in good condition, £35/- each; ditto Fan Motors 230 volts D.C., 20/- each; 110 volts D.C., 17/- each.

MAINS TRANSFORMERS, input 200/250 volts, output 45/50 volts, 70 amps, suitable for arc welding, £15 each; another 70 volts, 50 amps, £15 each.

EX-W.D. U.S.A. HAND GENERATORS, less winding handle, output 425 volts at 110 m.a., at 6.3 v., 2 1/2 amps, complete with smoothing, 30/- each, carriage 2/6.

ROTARY TYPE RESISTANCES, stud 5/8 in. type 10 ohms 3 amps, 17/6 each. (Other types in stock, please ask for quotation.)

WEBB'S RADIO

are proud to present the
NEW EDDYSTONE

"840"

AC/DC Communications
Receiver

Fulfils a long-felt want
for an efficient long
range receiver to work
from D.C. or A.C.
mains

VALVES.—SEVEN, plus metal rectifier.

TUNING.—FOUR BANDS 30.6 mc/s to 1.4 mc/s and 205 to 620 metres.

FEATURES.—Accurate calibration—great stability—high sensitivity—B.F.O.—internal loudspeaker—built like a battleship for utmost reliability.

£45.0.0.

(Available under Webb's Extended Payment Scheme. Deposit £15.0.0 and 12 payments of £2.15.0.)

THE EDDYSTONE "840"
is available from stock at Webb's Radio.

HAVE YOU HAD YOUR COPY
OF WEBB'S NEW 52-PAGE
CATALOGUE ?

It costs 1/- post-free, including
registry for our unique information
service.



14, SOHO ST., OXFORD ST.,
LONDON, W.1

Tel: GERnard 2089

SHOP HOURS

9 a.m. - 5.30 p.m. Sats 9 a.m. - 1 p.m.

VIEWMASTER

Complete kits, stage-by-stage, and single components, as specified, supplied immediately from stock. SEND FOR STAGE 1 NOW £32/3 post free. Construction Envelope 7/6. Components also for Wide-angle VIEWMASTER, VIEWMASTER Pre-Amplifier, VIEWMASTER Extra E.H.T. Assembly, TELEKING, MAGNAVIEW and SOUNDMASTER, etc., from stock.

LANE MK. IV TAPE TABLE £17/10, plus 10/- carr. and packing.

LANE AMPLIFIER KIT, complete inc. valves, £18. Assembled and tested £15 10/-. Stage-by-stage Construction Envelope 5/3.

R.M.C. PORTABLE TAPE RECORDER, complete with tape and mike, 45 gu.-

R.M.C. REPLAYBACK AMPLIFIER, complete, tested, gtd., £14.

ROSETTE "CORONATION" CRYSTAL MICROPHONE, 52/-.

SCOTCH BOX MC1-111 High-Fi Recording Tape, 1,200ft., 35/-, Spare 7in. Plastic Spools, 4/3.

LANE RF OSCILLATOR COILS for high-impedance heads, 10/-

LANE ERASE and BIAS GENERATORS assembled, complete, £4, 70/-.

NEW and BOXED RADIO VALVES.—EWS (White) 5/6, EF50 (Red Sylvania) 7/6, BB91 11/6, 6AM6 10/6, EP36 7/6, 6J7G 6/6, 6K7C 7/6, 6S47 6/6, 6SH7 5/6, 6SK7 6/6, 6SN7 11/6, 6SA7 5/6, 6SL7 11/6, EB33 10/6, SP61 5/6, 6AL5 7/-, 6FG9 9/-, 2X2.5/6, 6H6 4/6, 35Z4GT 8/6, 6L6 (Single) 11/6, 6L6 Matched 25/-.

ELECTROLYTICS.—450v. wgr. (Gtd. New Stock), 4 mfd. 1/6, 8 mfd. 2/-, 15 mfd. 3/-, 8-8 mfd. 3/6, 8-16 mfd. 4/-, 16-16 mfd. 4/6. **P.M. LOUD-SPEAKERS** (3-ohms), 3in. 13/6, 5in. 14/6, 5in. 15/6, 6in. 18/6, 10in. 22/6.

AT-ADJUST FORMERS, 1 and 1 w/side, 8d. **2-GANG TUNING CONDENSERS**, 500 p.f., 6/6. **GERMANIUM CRYSTAL DIODES**, 3/6.

CRYSTAL SET COILS, M.W. 1/6, L. and M. 2/3, B.I.C. 0.1 mfd. 3 kV. T.V. Condensers, 10/6. **100ARY SWITCHES**, 3-bank, total of 5 p. 6 w. 3/9, 2.5 k ohm Carbon VOL. CONTROLS, 2/3. **H.R. HEADPHONES**, 18/6. **SOLON Miniature SOLDERING IRONS**, 19/6. **6in. ENLARGERS** (for CRO) 17/6, 12 h. 50 mA.

SMOOTHING CHOKES, 5/6, 6in. Old Aspect **CREAM RUBBER MASKS**, 5/6. **WEARITE "P" COILS**, 3/-, 2 k, 5 w. WIREWOUND POTS, 4/9. **ALL CHASSIS**, 2/1m.

deep, 6in. x 4in. 4/6, 8in. x 6in. 5/-, 10in. x 7in. 7/-, 12in. x 8in. 9/-, 14in. x 8in. 13/-, 16in. x 9in. 14/-, **ELAC FOCUS RINGS**, R17/Mk. II 28/6, R20/Mk. II 30/-, R25/Mk. II 32/6.

TRANSFORMERS (Mains input, Standard Primaries), 250-0-250v. 80 mA., 0-4-6/3v. 4 A., 0-4-5v. 2 A., 19/6; Ditto but 350-0-350v., 19/6; 250-0-250v. 100 mA., 6.3v. 3.5 A., 5v. 2 A., 26/6; Ditto but 350-0-350v., 26/6.

MAINS TRANSFORMERS for PRE-AMPLIFIERS, TEST-GEAR, etc. PRIMARY, 230/240v. **SECONDARIES**, 0-250v. 30 mA. (for 250v. from a half-wave rectifier), and 6.3v. 1 A. New and Guaranteed, 14/9.

ORDERS UNDER £1 please add 1/- P. and P. Orders £1 and over please add 19.

FOR INSTANT SERVICE—WRITE:

CITY & RURAL RADIO,

101, HIGH STREET,

SWANSEA, GLAM.

Telephone: Swansea 4677.



Aerialite, Ltd.

AS specialists in aerial equipment the principal exhibits on this stand consisted of aeri-als, aerial accessories, and various forms of cable and connecting wires, etc. The main items are, of course, for television reception and are dealt with in our companion journal. [Stand No. 79]

Allan Radio, Ltd.

AS manufacturers of loudspeakers this firm specialises in extension models of various types. They have introduced a new series of "Bafflette" models in which a special feature is made of the piano finish which is obtained by a new process and is now to be adopted as standard. All models are fitted with a constant impedance volume control, and range in size from 5in. to 8in.

[Stand No. 85]

Ambassador Radio

(R. N. Fitton, Ltd.)

ALTHOUGH television is the main attraction on this stand, a special feature is made of a new radiogram fitted with new style three-speed auto-change mechanism. It is a miniature de-luxe model selling at £48. Other models include a larger de-luxe radiogram with eight wavebands and separate bass and treble controls selling at £88 10s. [Stand No. 5]

Antiference, Ltd.

IN addition to the special television equipment, this exhibit also features a new car aerial known as the "Autex" which has achieved considerable popularity since its introduction. Also shown are a full range of "Exstat" anti-static radio equipment,

mains suppressors, plugs and sockets and other aerial accessories. [Stand No. 53]

Association of Radio Battery Mfrs.

THIS stand features the products of companies with the most famous names in the dry battery industry. These range from the specially developed miniature dry cells for hearing aids to larger models used for specialised electronic equipment.

[Stand No. 99]

Automatic Coil Winder & Electrical Equipment Co., Ltd.

HERE are shown various examples of test equipment, ranging from small portable test-sets to large electronic testers. Of these the new 95-range multi-tester will particularly interest the research worker and experimenter. The popular 20,000 ohms per volt Model "8" Avometer will be shown in its skeleton form so that the method of construction may be clearly seen and this is more or less standard in most experimental trade laboratories. In addition coil winding machines selected from the firm's 30 models will also be shown. [Stand No. 15]

SPECIAL NOTE

This review has been compiled from information supplied by exhibitors, as we go to press with this issue before the Show opens. The omission of certain exhibits is, therefore, explained by the fact that the manufacturers concerned have not, at the time of going to press, supplied us with the information. Further reports will appear next month.

method of construction may be clearly seen and this is more or less standard in most experimental trade laboratories. In addition coil winding machines selected from the firm's 30 models will also be shown. [Stand No. 15]

Balcombe, Ltd., A. J.

AGAIN television is prominent on this stand, but prominent among the radio receivers will be seen Model 3841, a table radio in unique style cabinet and the new Model 101 all-dry/mains portable in a maroon and grey attaché case. Some new radiograms will also be seen, as well as the portable radiogram Model 707—which is claimed to be the

first portable radiogram to work off mains or batteries. Special export models will also be seen. [Stand No. 101]

Belling & Lee, Ltd.

THE small products of this firm are already well known to our readers and to attempt to list them all would be impossible in the space available. From complete aeriels for television or radio use, down to the smallest terminal the range includes a host of universally used sockets, plugs, interference suppressing components, fuses, etc. A new light-duty cut-out known as the "Minitrip" will be seen with other thermal delay switches, and for experimenters who are interested in the miniature receiver design specially produced extractors for B7G and B8A and B9A valves, which include a straightener for B7G and B9A pins, will prove particularly attractive. A flexible terminal block of the 5 amp. 12-way type is also to be featured. [Stand No. 102]

Boosey & Hawkes, Ltd.

FOR the first time this firm will be showing a tape recorder of unusual design—claimed to be the only one of its kind in the country. Known as the "Reporter," this is a battery-driven model with spring-driven motor. There is a choice of speeds—7½ in. or 3½ in. per second and one winding of the spring gives a recording time of eight minutes. The standard model weighs only 12 lbs., but a de-luxe version is available with small built-in loudspeaker and this weighs 1 lb. more. [Stand No. 209]


Bulgin & Co., Ltd.

FOR many years the name of Bulgin has been a household word among constructors, and although to-day this firm concentrates mainly on the manufacturer their products are still used by constructors. They range from switches to control knobs and form a most picturesque display. It would be difficult to single out any one item, but we are particularly attracted by the signal lights of various types which in our opinion are not used as much

as they ought to be. Expensive equipment which is properly designed should be absolutely hum-free, and unless a signal is being delivered to the loudspeaker it is a simple matter without a panel signal of some kind to leave the equipment switched on for many hours unnecessarily. An interesting range of these devices may be inspected and includes some which have multi-coloured fronts for various purposes. [Stand No. 1]

Champion Electric Corp.

THIS firm are displaying a full range of mains and battery receivers and portables, table and console radiograms and television equipment. In addition there will be seen the REV-LER transportable record player. This is a mains-operated three-speed unit with crystal pick-up and is provided with amplifier and loudspeaker in a light-weight travel case. A Junior model is also available. Both of these models are for A.C. only. [Stand No. 71]



An unusual shape has been adopted by Alba in this Model 3841. The large full-vision dials are useful as well as attractive.

Cole, Ltd., E. K.


UNDER the trade name EKCO the products of this company are world-famous, and many new radio and television models will be seen on their stand. Among the new radio receivers will be seen four new models, two of which have plastic cabinets moulded by Ekco Plastics. Instantaneous selection of three pre-tuned stations with free tuning on long and medium waves are available on Model U199. This is a compact 5-valve superhet for either A.C. or D.C. mains. Model U195 provides four pre-set stations, one on long wave and three on the medium. Other exhibits will consist of car radio receivers and aeriels for installation in any type of car, and fully tropicalised radio models for the export market.

Shown on the left is the "Stroller," a mains-battery portable which makes a feature of I.E.E. and B.S.I. safety precautions. [Stand No. 100]

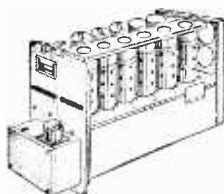
Collaro, Ltd.

THE main Collaro exhibits for this year are the entirely new series of record changers known as the "53" series. They include a non-mixing and a mixing model, both of which are for single

(Continued on page 629)

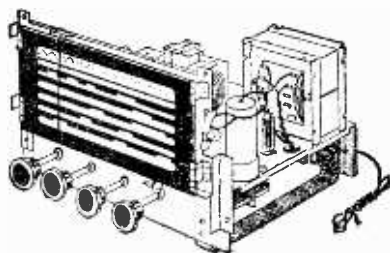


A neat portable from the Ekco range. Note the manner in which the switches have been partially concealed and protected in this model. They are below the dial.



6 VALVE V.H.F. SUPERHET RECEIVER. Ex-W.D. (R.1124), but brand new condition. 30.5-40 Mc/s, I.F. 7 Mc/s. 6-channel switching. Covers TV, sound, Fire, Amateurs, etc. Convertible to mains (A.C. or A.C./D.C.). Components include 30 ceramic trimmers, 30 small condensers, 30 resistances, 6 valve-holders, cans and covers, 2 transformers, 3 coils, etc. Our price


7/6, post 2/6. Also supplied complete with valves at 17/6. Drawings available at 1/-.



RADIO-GRAM CHASSIS. Latest 1953 models, all brand new. Six waveband (illustrated) at **FIFTEEN GUINEAS**, and three waveband at **TWELVE GUINEAS** Escutcheons available at 4/9. Chassis measurements 1 1/2 in. x 7 in. x 8 1/2 in. Also additional three-wave model at £10 17s. 6d., including **FREE SPEAKER**. Gram switch and pick-up sockets, negative feed-back, etc. Carr. 4/6. Terms Available.

EXTENSION SPEAKERS. Brand new 6 1/2 in. P.M. speaker (low impedance). Mounted on polished and veneered baffle stand, with gold sprayed metal fret. 5ft. lead ready connected. **ONLY 19/9.** Post 1/9.

LOUD HAILER. Very powerful P.A. system, working off 12 or 24 volts. Brand new. No valve to break or damage. Independent of electricity failures. Weatherproof. Consists of microphone and combined amplifier/speaker. Total weight 20lb. Our price, £8/17/6, carriage 5/6.



RADIO TELEPHONES. American walkie-talkie type transceivers. 53-75 mc/s. Complete in canvas carrying case, and packed in heavy wooden transit case. £9 17s. 6d. each. Operated from set of internal batteries, or a vibrator unit from 12 volts. Vibrators 27/6 each. **SPECIAL OFFER** of £21 per pair, including vibrators. Carr. 10/-.

INSULATING TAPE. Brand new and wrapped, 1/2 lb. rolls, 1/2 in. wide, 1st price 3/6. Our price, 1/6.

MICRO SWITCHES. Latest American midgets. 250 volt 3 A., 1/2 in. x 1/2 in. x 1 1/2 in., 3/6.

TUNING CONDENSERS. Store soiled, tested .0005 mfd., standard size. 2/9, post 6d. **BARGAIN OFFER**, three for 7/-.

FIXED CONDENSERS. Various values, .005 mfd. to .25 mfd., 5,000 to 350 V.D.C. In mixed parcels of 20 for 5/-, 45 for 10/-, or 100 for £1.

O.P. TRANSFORMERS. Store soiled, tested. Match all normal O.P. valves to 2-5 ohm speech coil. **CLEARANCE OFFER**, 1/9, post 6d.

VALVE SALE. SURPLUS AND SALVAGE

| 8/9d. | 8/9d. | 6/9d. | 5/9d. | 3/9d. | 2/6d. |
|-------|-------|--------|-------|-------|-------|
| 10P13 | EL91 | 6L7 | E1436 | RL37 | 4D1 |
| EF91 | EL41 | 210DDT | EF92 | 12S7 | 8D2 |
| EF41 | 6F15 | KTZ41 | 6J5 | LP22 | 9D2 |
| 3A8 | 6V6 | KT33C | KTW61 | TT11 | 15D2 |
| 10F1 | 35Z4 | KTW63 | SP2 | 37 | AR6 |
| 15A | 1R5 | EF50 | 12SK7 | VP23 | C2C |
| 1T4 | ECL80 | ECC91 | OZ4 | EF36 | EB34 |
| X66 | 35A | UF41 | 1A5 | 35Z3 | VP133 |

BULGIN RESISTORS. Spaghetti link type. New and boxed. Nine sizes from 240 ohms to 30 k. 4d. each.

FUSE HOLDERS. Porcelain, 15 amp., with fuse (back wiring type). Listed at 2/9. **CLEARANCE PRICE** 9d., post 4d.

RELAYS. New and boxed. G.P.O. pattern, break one make three, 1,000 ohms. 3/9, post 1/-.

T.R.F. BEDROOM KIT. Brand new 4-valve receiver. Excellent reception on Long and Medium waves. Available in white or brown plastic, or brown (walnut) wood. All complete at £6 9s. 6d. Also in kit form, with full wiring diagram and point-to-point instructions, at £5 9s. 6d. Carriage 3/6.

SPEAKERS. Brand new 5in. at 13/9, 8in. at 18/9, and 10in. at 22/9. Reconditioned 6 1/2 in. at 14/9, 8in. at 15/9, and 10in. at 17/9. Post 1/-. All these are P.M., low impedance.

TELESCOPIC MASTS. Ex W.D., but unused. Extends to 7ft. 6ins. Base diameter 3/4 in., tip 1/2 in. Ideal aerials, etc. **PRICE** 7/9, post 1/3.

25/1196 SETS. Partly dismantled, but approximately the following remain. 4 tuning condensers, 28 resistances, transformers, switches, valve holders, etc. As spare chassis these are priced at 3/9, post 2/-.

BURGLAR ALARMS. Brand new self-contained unit, made by Truvox. Consists of bell, and trip device mounted in metal cover. Works off 4 1/2 volt battery. **SPECIAL OFFER** 18/9, post 1/3.

I.F. TRANSFORMERS. All tested and guaranteed. 465 kc/s. **TO CLEAR** 7/6 per pair. Post 9d.

TV TUBES. All makes and sizes. 9in. £3, 10in. and 12in. £5, and 15in. £6. Each one shown in working order (personal callers only). Also slightly faulty ones at half these prices.

MIC. & 'PHONE TRANSFORMERS. Ex W.D. hand microphone and matching transformer for headphones (ratio 400-3), with standard jack plug wired on. **BARGAIN**, 5/6, post 9d.

MIXED RESISTORS. All popular sizes from 1/2 to 1 watt. 20 for 5/-, 45 for 10/-, or 100 for £1.

MOTORS. Shunt wound, 80 volt D.C., 1/20 h.p. Store soiled, but in working order. **CLEARANCE PRICE** 17/9, post 2/3.

ELECTROLYTICS. Daly, unused, 30-30 mfd., 450 V.D.C., 3/9; 16-16 mfd., 375 V.D.C., 4/9; 12-12 mfd., 350 V.D.C., 3/9; 8 mfd., 350 V.D.C., 1/9. Post 6d.

METERS. Brand new and boxed, made by Weston. Moving coil movement giving full scale deflection at 100 micro-amps. 2in. scale in 2 1/2 in. square mounting. **SPECIAL PRICE** 28/6, post 1/6.

MINIATURE 'PHONE SPEAKERS. Ideal quality microphone or personal extension speaker. New and guaranteed. **BARGAIN PRICE**, 2/9, post 6d.

FUSE WIRE. Tinned copper fuse wire, brand new but store soiled. 18 S.W.G. Takes up to 60 amps. Spooled on wooden reels, net weight 1lb. Listed at 14/6. **OUR PRICE** 5/9, post 9d.

PORTABLE AERIAL COILS. Brand new. Wound on aluminium frame measuring 4in. x 6in. **BARGAIN** at 2/6, post 6d.

RECTIFIERS. Brand new, selenium, type I.T. and T., REC.1. Input 180 volts, output 130 volts at 40 mA. **CLEARANCE OFFER** 3/9, post 6d.

C.W.O.
OR
C.O.D.

DUKE & CO.,

621, ROMFORD ROAD,
LONDON, E.12. GRA. 6677.

STAMP FOR CATALOGUE.
MONEY BACK GUARANTEE.

R.1155A CHASSIS, and outer case,

OUR SPECIAL PRICE **15/-**

plus 1/6 post and packing.

NOTE.—These sets were stripped by the M.O.S. and other useful components may also be included. Our Stocks are limited, so act now!

WALTON'S WIRELESS STORES

43, STAFFORD STREET
WOLVERHAMPTON

THE TELEVISION COMPONENT SERVICE

FOR CONSTRUCTORS

All parts available for these well-proved favourites.

The **VIEWMASTER** ... Instruction book 7/6d.
PRACTICAL TELEVISION RECEIVER ... 3/6d.
ELECTRONIC ENGINEERING TELEVISOR ... 5/6d.

and now the new 1953 designs

PT LYNX see current "Practical Television" ...
THE 16in. TELEKING ... 6/0d.
E.E. Wide angle modifications ... 1/2d.
HAYNES TP38 5th ed. wide angle **VIEWMASTER** and
PT SUPER-VISOR ready autumn.

Separate price lists available on request.

PROMPT POSTAL SERVICE

J. T. FILMER, MAYPOLE ESTATE
BEXLEY, KENT.
Tel.: Bexleyheath 7267

3in. Round CRYSTAL MIKE.—Sensitive. Ideal for Recorders, etc. Table or Hand. Round Metal Base. Bargain Price, 36/- P.P., 1/-.


AIR SPACED FIL. TRANSFORMERS, in 230 out 2 v. 2 A., 11/6. In 230 out 6.3 v., 2 A., 15/6. In 230 out 2 v.-3 v.-6.3 v., 2 A., 24/-. Plus 1/6 P.P.

FRAME TRANSFORMERS, ratio 10 to 1. Matches ALLEN or DENCO wide angle Defl. Coils, Size 3in. x 3in. 10/- P.P. 1/- MAINS INTERFERENCE SUPPRESSOR.—Cut out mains interference, effective on Radio and T.V. Easy to fit. 5/6 P.P., 1/6.

MOTORS.—Ex W.D., 200/250 v., A.C./D.C., 1/30 h.p. approx. 3,000 r.p.m. Size, 3in. x 2 1/2in. Fitted with pulley and cog-wheel. Easily removable, not rotary converter. Ideal for Models, Mixers, Fans, etc., 12/6 P.P., 1/6.

Send stamp for Bargain List.

JACKSON'S RADIO SUPPLIES
163, Edgware Road, London, W.2



Fidelity

HAND
BUILT
RADIO
UNITS

THE
FIDELIA
MAJOR 10

Hand built high quality radiogram chassis at economic price. 10 valve, model illustrated, £32-8-4, De-luxe 9 valve model £24-6-6, 7 valve £21-12-0, 8 valve £23-18-4.

Technical data sheets free. Electro Acoustic Developments, 2, Amburist Road, Telcombe Cliffs, Sussex.

TRANSFORMERS

High grade units, fully interleaved. Primaries, 200, 230 250 v. A.C.]

Type
4/5. 300 v.-0-300 v. 100 mA., 25/-
4/T. 350 v.-0-350 v. 100 mA., 25/-
9/T. 350 v.-0-350 v. 150 mA., 30/-
L.T.'s. 5 v. 2 a. and 6.3 v. 4 a. c.t.

OUTPUT TRANSFORMERS.

All sec's. tapped 3, 8, 15 ohms. Primaries, 6 K., 8 K., 10 K., P.P. Please state requirements. 15 Watt, 15/- 25 Watt, 21/- Transformers, outputs, chokes, etc. Amplifiers, recording amplifiers.

Write for full catalogue to :

THE SPECIALISTS IN SOUND.
MODERN SOUND EQUIPMENTS,
16, Pattison Road, London, S.E.13.
Woolwich 0387.

C. & W. TEST INSTRUMENTS

are essential for good and accurate Radio and Television servicing and construction.

23 RANGE MULTIMETER MM3

A.C./D.C. volts to 2,500 v. at 4,500 12/v. D.C. current to 1 amp. Resistance to 5 megohms. Basic movement 200µA. Scale length 3 1/2in. Price £8/0/0.

SIGNAL GENERATOR S.2.

Ranges 100 kc/s. to 70 mc/s. 400 cps. audio. Int. and ext. mod. Ladder and fine attenuator. Direct reading dial. Price £8/8/0.

12 months' guarantee all instruments.

Please send S.A.E. for illustrated Leaflets. Immediate delivery.

C. & W. ELECTRONICS 61, CHURCH STREET,
OSWESTRY, SALOP

REP HIGH GAIN COILS

Dual Range Miniature Crystal Set Coil **2/6** with Circuit

Dual Range Coil **4/-** with 2 Mains and w/th Reaction 2 Battery Circuits



Matched Pair Dual Range T.R.F. Coils **8/-** pair With Battery and Mains Circuits

- All coils wound on low loss formers.
- Individually tested and guaranteed.
- Post 3d. on all orders.
- Trade supplied.

RADIO EXPERIMENTAL PRODUCTS, LTD.
33, MUCH PARK ST., COVENTRY

WILCO ELECTRONICS

E.H.T. PENCIL RECTIFIERS.—S.T.C. Type K3/25, 5/8 ea. K3 40, 7/6 ea. K3 45, 8/2 ea. K3/50, 8/8 ea. K3 100, 14/8 ea. K3 100, 21/8 ea.

H.F. RECTIFIERS.—S.T.C. Type R.M.1. 125 v. 60 mA., any number can be used in parallel or series, 5/3 ea. Type R.M.2. 125 v. 100 mA., 5/9 ea. R.M.3. 125 v. 125 mA., 7/- ea. R.M.4. 250 v. 250 mA., 21/- ea.

P.M. SPEAKERS in cases, ideal for extension speakers. 6in., 30/-; 5in., 17/6. Post 2/6.

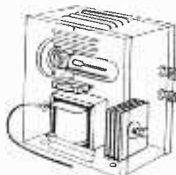
RED SYLVANIA EF50 valves, 7/6 each or British 10 for 50/-.

REX FLUOR R1355, as specified for "Inexpensive Television." In original packing, as new. Complete with 11 valves. 38/6. Carriage 7/6.

VOITMETERS.—2in. Flush D.C. 0-20. 7/6; 0-40. 10/6; 0-300. 10/6; 3in. Surface A.C. 0-300. 25/-; 2in. Flush Electrostatic. 0-2,000. 40/-

MILLIAMMETERS.—2in. Flush M.C. 0-30. 12/6; 0-200. 12/6.

COMPREHENSIVE LIST NOW READY 6d.
204, LOWER ADDICOMBE ROAD,
CROYDON, TN. : ADD 2027.



"AUTOMAT" CHARGER KITS

No. 2 kit as shown, 1 built in one hour, simple, fool proof, troublefree. All new material with full guarantee, and ample rating. No. 2 kit, 12/14s. 3 amp. Westinghouse selenium

rect. 65 watt trans., ballast bulb for 2v., 6v. 15v. charger. 46/-; case, screws, grommets, 12/6 extra, post 2/-.

No. 1 kit, similar but 2 amp. rectifier. 45 watt trans., ballast indicator bulb for 2v., 6v., 12v., charger. 38/6; case 12/6; post 1/10.

Minibator kit, trans., H.T. rect., 2v. 4 amp. trickle rect. condensers, case, for 120v. 20 mA eliminator 37/6 P.P. 1/10.

CHAMPION PRODUCTS.

43, Uplands Way, London, N.21.
Phone: LAB 4457.

H.A.C. SHORT WAVE EQUIPMENT

Noted for over 18 years for ... S.W. Receivers and Kits of Quality.

Improved designs with Denco coils :
One-Valve Kit, Model "C" Price, 25/- Two " " " " "E" " " 50/-

All kits complete with all components, accessories, and full instructions. Before ordering call and inspect a demonstration receiver, or send stamped, addressed envelope for descriptive catalogue.

"H.A.C." SHORT-WAVE PRODUCTS
(Dept. T11), 11, Old Bond Street,
London, W.1.

speed (78 r.p.m.) operation. Three-speed models are also to be shown, and a special feature of this is the heavy-duty rubber bonded turntable, which is driven through a new three-speed drive and completely eliminates "wow." A new centre post has been introduced to ensure satisfactory operation of 45 r.p.m. discs and this can be fitted or removed instantly.

[Stand No. 35]

Cosmocord, Ltd.

NEW products to be introduced at this year's show will include a completely new range of general purpose microphones, and in addition to the



One of the well-known Avo testmeters. Every worthwhile serviceman should be equipped with an instrument of this type.

existing range of pick-ups there will also be a new crystal model incorporating the latest "Hi-g" development, which enables it to track with ease all the latest types of record. This pick-up has separate heads for standard and L.P. records, and the tracking weight is only 8 grammes. The customary sapphire styli of the cantilever type are fitted to reduce wear.

[Stand No. 234]

Dubilier Condenser Co. (1925) Ltd.

AMONG the large range of condensers to be shown on this stand the new range of metal cased, produced to meet the requirements of the highest category. A Class H.1 of the Joint Services RCS.131 and Radio Industry Specification RIC.121 (Red Grade) will be seen. These are hermetically sealed containers of brass with glazed ceramic end discs with wire ends, containing extended foil type capacitors impregnated in a mineral oil. Another new line is the Interference Suppressor con-

An interesting record-player from the Alba range to be seen on Stand No. 101.




sisting of a standard three-pin 5 amp. or 15 amp. plug with suppressor capacitors incorporated in the body of the plug. This is made of hard rubber in place of the usual bakelite and is, therefore, virtually unbreakable. Other exhibits consist of volume controls, high-stability resistors, trimmers, etc., as well as ceramic capacitors in a range from 300 to 4,700 pF. The largest is only 3 by 16 mm.


[Stand No. 98]

Edison Swan Electric Co., Ltd.

IN addition to the television tubes which form the main display here, there may also be seen the wide range of Mazda valves, Ediswan Clix radio components and Ediswan radio products, whilst



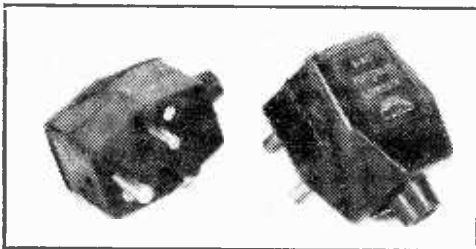
Extension speakers in various patterns are a speciality of Richard Allen, Ltd., and a group of their "Baffleite" models is seen here.



As specialists in gramophone accessories the name of Collaro is world-famous and this is one of their new three-speed auto-change units for incorporation in a radiogram. See it on Stand No. 35.

for the more technical visitor there are displays of industrial and transmitting valves and Ediswan electronic and electro-medical equipment.


[Stand No. 51]



A novel plug-type suppressor which has just been produced by Dubilier and which greatly simplifies the suppression of interference from vacuum cleaners and other mains-operated apparatus.

Goodmans Industries, Ltd.


THE main feature of this stand, which will be of interest to the quality enthusiast, is the demonstration theatre forming the centre of the section. In the theatre the visitor will be able to listen to selected recordings demonstrating the range



This novel Ferranti transportable A.C./D.C. receiver has "two-way" tuning scales. It may be seen on Stand No. 49.

of reproduction. Visitors are invited to bring along any special records they may have which they would like to hear—the playing of the record being, of course, subject to the time available, etc. Tickets will be issued from the stand to avoid overcrowding.

The loudspeakers to be shown range from miniature models to large types designed especially to handle big volumes at low frequencies such as are found in electronic organs. Microphones, transformers, etc., will also be seen. [Stand No. 37]



Another Avo test set which is found in the keen experimenter's "den." It is a Universal model and has endless applications.

Ever Ready Co. (Gt. Britain), Ltd.

HERE will be seen a comprehensive range of high- and low-tension batteries, including the latest type of compact layer-built units. In the "Batorymax" range are the miniature and sub-miniature layer-type units for very small hearing aids and other electronic equipment. Receivers will also be on show, including the type "K" portable all-dry 4-valve superhet. The latest model, the "Sky Queen," is claimed to reduce the cost of listening to considerably less than one penny an hour. It includes a 4-valve superhet circuit and is for long and medium waves. Among the special export models the now famous "Saucepan Special" will also be on show. [Stand No. 30]

Ferranti, Ltd.

RADIO receivers again form an important part of the Ferranti display and three mains table models will be seen, ranging from 16 to 24 gns. In

(Continued on page 633)

VALVES

Guaranteed New and Boxed
Majority in makers' cartons.

| | | | |
|---|--|--|--|
| 2/- 954, CRP72, EA50 | 3/- 4D1, 9D2 | 3/6 956, 2101, OP22, VR21, EB34, SP41, VUI11, VUI20A, VU133 | 3/9 CV188, SP61, P61 |
| 4/- 21SSG, 15D2, DDL4, VR116, 2D4A, VT105 | 4/6 6H6, 15A0, DD13 | 4/9 955, PEN220A | 5/- 3D6, 12H6, MS/PEN, VR137 |
| 5/6 6J5, 12SG7, KT2, 12SH7, AC6/PEN, MH4 | 6/- 6K7G, 6SH7, 12J5, EF50, OZ4, TT11 | 6/3 9001, 9002, 9003, 9004 | 6/6 6AC7, 6J7G, 12SK7, KTZ63, EFB, 6G6G, 6K7GT, DET19, VR35 |
| 6/9 1G6GT, 12A6, 6SK7, 1LD5, KTZ41 | 7/- 6F8G, VR136, 6B8, 6D6, 6C6, 354V, EF36 | 7/6 1A5GT, 6B4, 6F6G, 6L7M, 6Z1Y5, 12SR7, EF39, KT44, 1L4, 6C5, 6D3, 6J7M, 6X5GT, 12SJ7, 12Y4, BL63 | |
| 7/9 6N7, H63, X109 | 8/- 1C5GT, 42, 5Y3G, 6AG5, 6C4, 6SS7, 6V6G, EL32, 1R5, 1S4, 1T4, 1S5, 6AL5, 6C9, 6ST7, 6V6GT, VP23, 6X4, HL23DD, HL41, KT74, PEN25, EK32, EF50, SYL | | |
| 8/6 5U4G, 5Z3, 6SL7, 7B7, 7C6, 7R7, 7Y4, 25L6GT, 5Z4G, 6F6M, 6U5, 7C5, 7H7, 7S7, 12E23, 50L6GT, CV21, PEN46, EF92, HL133DD, VPI33, KT8, VU39 | | 8/9 65G7, 80, 807, 2201PT, EY91, KTW61 | |
| 9/- 3A4, 3V4, 6AK5, 6J6, 6SA7GT, 6V6m, 12K7, 12SQ7, 25A6G, 3Q4, 5V4, 6AM6, 6Q7G, 6SQ7, 12C8, 12K8, 12Q7, 25Z4G, 35Z4GT, DH73M, EM31, FW4/500, HP4106, HP4115, OM9, SP4B, U22, UB41, U9, X18, Y63 | | | |
| 9/6 354, 6K8G, 6Q7GT, 35L6GT, DL74M, 12AT7, 6K8GT, 6J7GT, 35Z3 | | 10/- 1H5GT, 6AT6, 6SN7GT, EF41, 75, UY41, W81, IU5, 6P26, DH81, EB41, KT76, U81, VR150/30, X73M | |
| 10/6 6ABG, 6L6G, X71M, 20D1, K70B, ECH42 | | 11/- 6BE6, 10F9, EBC41, KT333, 10C1, 10LD11, EL41, TH23C | |
| 11/6 ECL80, PL82, PY80, UCH42, EF80, UBC41 | | 12/- EY51, R12, U41, X65, 6A7 | 13/- ECH35, X66 |

VIBRATORS by Oak, Mallory, Wearite, etc. 6 and 12 volt, 4 pin, U.X. type, 6/6 ea.

SLEEVING. 1 m.m. Bright colours, 1/- doz. yds.

PLESSEY 8in. Mains Energised Speaker. 1500 Ω Field, 21/- ea.

TORCHES. Complete with Bulb and 2 U2 type Batteries. 2/- ea.

T.C.C., 2 mfd., 500v. ... 1/9 ea.
 B.E.C., 8 mfd., 450 v. ... 1/11 ea.
 B.E.C., 8 x 16 mfd., 450 v. ... 4/- ea.
 T.C.C., 24 x 8 mfd., 350 v. ... 2/- ea.
 B.E.C., 64 mfd., 350 v. ... 2/- ea.
 B.E.C., 32 mfd., 350 v. ... 1/9 ea.
 YAXLEY, 4 pole 3 way ... 2/6 ea.
 YAXLEY, 4 pole 2 way ... 1/9 ea.
 YAXLEY, 1 pole, 8 way ... 1/6 ea.

Multicore Solder Packet. 6d. packet.

EF50 Valve Holder. Ceramic with screw retainer ring ... 10d. ea.

Headphones. High resistance, 4,000 Ω . 10/- a pair.

Headphones. Low resistance, 120 Ω . 7/6 a pair.

B. I. Block Condenser. 4 mfd., 500 v. Flying Leads ... 1/6 ea.

T.V. Coil Formers, 3in. ... 9d. ea.

T.V. Coil Formers, 1in. ... 7d. ea.

Microphone Transformer. 60 to 1 Ratio ... 1/6 ea.

Intervalve Transformer ... 1/- ea.

EHT Pencil Rectifier. K3/25, 4/3 ea.; K3/40, 5/6 ea.; K3/45, 6/3 ea.; K3/50, 7/- ea.; K3/160, 17/6 ea.

HALF-WAVE RECTIFIERS

250 v., 45 ma. ... 6/- ea.
 300 v., 60 ma. ... 7/6 ea.
 250 v., 75 ma. ... 7/6 ea.

Whanda Wire and Cable Stripper. Retail Price 15/- ea. Our price 5/- ea.

Single Gang Condenser. .0005 mfd ... 2/9 ea.

T.R.F. Switch ... 1/- ea.

Crystal Diodes. Wire ends ... 1/8 ea.

B.E.C. 16 x 16 mfd., 350 v. Can type ... 2/9 ea.

B.E.C. 16 x 16 mfd., 450 v. Can type ... 3/- ea.

Bridge Rectifiers, 12 v., 3 a. ... 13/9 ea.

Octal & British. Screened Valve Caps ... 3d. ea.

Standard Iron Elements, 450 watts ... 1/8 ea.

Morphy Richards and HMV Iron Element Replacements 3/- ea.

Hydrometers. Brand new in wooden case ... 8/6 ea.

Bulgin Toggle Switch. DPDT ... 2/- ea.

Bulgin Toggle Switch. DPST ... 2/3 ea.

Extension Speaker. Vol. Control 1/3 ea.

44 Ω Variable Resistors. Suitable for train sets, etc. ... 5/- ea.

Welwyn 50K Ω Pre-Set Carbon Controls ... 1/9 ea.

Polar 500 Ω Pre-Set Wire Wound Controls ... 1/9 ea.

Colvern CLR902. 1,000 Ω Pre-Set B.I. Wire Ends. .02 mfd., 1,000 v. 7d. ea.

Rubber Grommets. Mixed sizes. 6d. doz.

S.T.C. Rectifiers. RM1, 4/-; RM2, 4/6; RM3, 5/9; RM4, 16/-.

Throat Microphones. 2 in a box. 1/8 box

G.P.O. Jack Plugs ... 1/3 ea.

Sprague Condenser. .02 mfd., 750 v., 9d. ea.; .01 mfd., 1,000 v., 9d. ea.; .1 mfd., 350 v., 9d. ea.; .001 mfd., 1,000 v., 43d. ea.

T.C.C. Wax Tubular. .1 mfd., 500 v., 5d. ea.; .01 mfd., 750 v., 5d. ea.

RECEIVER 1132A

Contains EK32, 4 EF39, 6H6, 6J5, 3 SP61, P61, in good condition. Fitted with tuning meter, slow-motion drive and dial. Complete, with Circuit Diagram, 50/- each, carriage, etc., 7/6.

MAINS TRANSFORMERS

MT1 PRIMARY. 200-220-240 v. SECONDARIES: 250-0-250 v., 80 ma. 0-4 v.; 5 a.-6.3 v.; 4 a. 0-4 v.-5 v. 2 a. ... 17/6 ea.

MT2 as above, but with 350-0-350 H.T. winding ... 17/6 ea.

RESISTORS, 1 WATT

330 Ω , 22 Ω , 470K Ω , 10K, 30K Ω , 150K Ω , 56K Ω , 33K Ω , 330K Ω , 1K Ω , 18K Ω , 1.8K Ω , 39 Ω , 47K Ω , 27K Ω , 150 Ω , 68 Ω , 39K Ω , 100 Ω , 68K Ω , 40K Ω , 680 Ω , 220 Ω , 12K Ω , 4.7K Ω , 680 Ω , 2.2K Ω , 100K Ω , 15K Ω . All 6d. each.

MOTORS

COLLARO AC37 Motors, with 3in. dia. Spindle. Variable speed, 100/120 v. 200/250 v. 32/- ea. Post 1/6.

COLLARO AC37 Gramophone Motor. Complete with 10in. turntable variable speed, manual adjustment. 46/- ea. Post 1/6.

COLLARO AC49 Tape Recording Motors. Available Clockwise and Anticlockwise. Retail Price 77/- pair. Our Price 57/- pair.

INDICATOR UNIT TYPE 255

Case size 1 7/8 in. x 1 3/8 in. x 1 1/8 in. All controls to front panel. Contains VCR517C; 15, VR91 (EF50); 2, 6X5G; 7, VR54; 1, EF55.

BRAND NEW. All Complete £8 each, Carriage 7/6.

LOUDSPEAKERS

PLESSEY, 3in Round Type for Personnel Portables, 3 ohm ... 12/9

ELAC, 3 1/2in Square Type 3/09, 3 ohm ... 13/6

ELAC, 5in. Round Type ... 12/3

LECTRONA, 5in. Latest Type ... 12/3

GOODMAN'S, 6 1/2in. Lightweight, 2 to 3 ohm ... 13/6

TRUVOX, 6 1/2in. Wafer, 1 1/2in deep ... 20/-

PLESSEY, 8in. Lightweight, 2 to 3 ohm ... 15/-

ELAC, 8in. Type 8/37, 2 to 3 ohm ... 15/9

LECTRONA, 8in. ... 14/-

ROLA CELESTION, 8in. ... 16/6

PLESSEY, 10in. Lightweight, 2 to 3 ohm ... 19/6

ROLA, 10in. 2 to 3 ohm ... 25/-

LECTRONA, 10in. ... 16/6

PLESSEY, 12in. BX11 Lightweight 2 to 3 ohm ... 57/6

TRUVOX, 12in. Heavy Duty Model, 15 ohm Speech Coil, Model S59 ... £5/15/-

TERMS: Cash with order or C.O.D. **MAIL ORDER ONLY.** Illustrated Catalogue send 6d. Minimum C.O.D. fee and postage 2/3. To cover cost of packing and post please add to all orders as follows; 9d. to 10/-; 1/- to 20/-; 1/6 to 40/-; 2/- to £5.

ALPHA RADIO SUPPLY CO.

5/6 VINCES CHAMBERS, VICTORIA SQUARE, LEEDS, 1.

NOW READY—
Complete building instructions for the

DISCOTAPE

to convert your gramophone into a high fidelity

TAPE RECORDER

Written in non-technical language with clear, stage-by-stage diagrams. Price 3/6—refundable on purchase of kit. Send for your copy now!

THE DISCOTAPE KIT comprises all



mechanical parts, ready for mounting on your gram. platform, converting it into the playing desk, plus all components from the punched and drilled chassis, down to the last nut, for a small, easy-to-build oscillator pre-amplifier unit which plugs into your radio receiver, using it as the main amplifier. Does not preclude use of gram, or receiver for their normal purpose.

The perfect Kit for the home Constructor. Simple to build—simple to operate. THE DISCOTAPE enables you to have a gram, and Tape Recorder in ONE unit!

Price, complete Kit, £12.

Retailer enquiries invited.

N.E.A.L. ACOUSTICS LTD.
COURT STREET, LEAMINGTON SPA

DECALS

(paint transfers)

Labels for marking controls, etc., on radio and electronic equipment.

For direct application to panels, knobs, chassis, etc. No background, hard wearing, professional finish. Hundreds of designs available.

Available in books containing large selection of carefully chosen words, approx. 1,800 high lettering. Decals are applied with a water or varnish or acrylic medium, no tools or equipment necessary.

AMATEUR MK. II containing approx. 300 titles covering all aspects of amateur radio, including T.V., type recording, etc. Price, 3/6, plus 3d. post. Available in black or white.

STANDARD MK. II, approx. 750 titles, covering all aspects of electronics, including spare letters and characters in black or white. Price, 4/9, plus 3d. post.

ALEXANDER EQUIPMENT LIMITED.
CHILD'S PLACE, EARL'S COURT, LONDON, S.W.5
FR 666666 4512

Television, Radio, Record CABINETS MADE TO ORDER

ANY SIZE OR FINISH

CALL OR SEND DRAWINGS FOR QUOTATION

B. KOSKIE

(DEPT. C.)

72-76 Leather Lane, Holborn, E.C.1

Phone: CHAncery 6791/2

COIL PACK, completely wired, with diagram: size 4 1/2 in. (plus 2 in. spindle) x 4 in. x 2 in., L.W., M.W., trolley, 4/9, 3/1, 2/5, 1/9 and 1/6m. 470 kc. I.F. Superhet circuit, triode hexode f.c. 20/- ea. (1/6 post).
DIAL for above, 7 1/2 in. x 7 in., post paid 4/.

AMPLIFIER for 200-250 a.c. in handsome radio cabinet 15 in. x 11 in. x 7 in., provision for 6 in. speaker, 3 v. (inc. rect.), 3 W. high gain with o.p. trans. Wired ready for use. £4 12s. 6d. (carr. 7/6).

SPEAKER. 6 1/2 in. P.M. 2-3 ohm for above, 12/6 (carr. 1/6 without amp.).

RECEIVER at £9 18s. (carr. 7/6). 4 v. (inc. rect.), plus crystal detect. for 200-250 a.c. in cabinet above, for high quality reproduction of M.W. local and L.W. stations.

FRAME AERIAL (M.W.), 9 in. x 6 in., 2 1/2; with osc. coil, 3/6 carr. paid.

RECEIVER 1124D, new, with all valves, £3 15s. carr. 10/-.

PERSPEX dark screen, 13 1/2 in. x 10 1/2 in. x 3/16 in., 6/-.

MASK for 12 in. tube, 10/- (fits above Perspex).

COLLARO 3-speed auto-changer, £11, carr. 7/6.


PARMEKO trans. 300-0-300 v. 50 ma., 4 v. 1 a., 6.3 v. 4 a., tapped primary with screen. 15/- and 1/6 post.

CHASSIS with host of components, all new. 5/-.

ALL GOODS NEW. SATISFACTION OR REFUND OF CASH.

GLADSTONE RADIO

Gladstone Place, Newton Abbot, Devon



The "Fluxite Quins" at Work
"Why they stick these on poles beats me. This is far worse than climbing a tree. Have you got the FLUXITE?"
"Yes, we've got that all right. But we're in the wrong garden!" cried EE.

See that FLUXITE SOLDERING PASTE is always by you—in the house—garage—workshop—wherever speedy soldering is needed. Used for over 40 years in Government works and by leading engineers and manufacturers. Of all ironmongers—in tins, from 1/- upwards.

FLUXITE

SOLDERING PASTE

A Staunch Companion to Fluxite Soldering Fluid.

SIMPLIFIES ALL SOLDERING

Write for Book on the Art of "SOFT" Soldering and for leaflets on CASE-HARDENING STEEL and TEMPERING TOOLS with FLUXITE.

FLUXITE LTD.,
Bernardsey Street, London, S.E.1.

NEW GOODS ONLY

CONDENSERS—450 v. wkg. 1 mfd., 2/9; 4.32; 8.3; 16.46; 32.510; 8.8.46; 8.16.58; 16.16.69; 300 v. wkg., 1 mfd., 3/-; 2.3; 4.33; 8.36; 16.6; 32.8; 8.8.7; 8.16.83; 16.16.96; 25 x 25 v., 25 x 50 v., 50 x 12 v., 2.3; 50 x 50 v., 2/6; Tubulars, 500 v. wkg. up to 0.005, 8d.; to .005, 9d.; to .04, 11d.; to .1, 1/2; 2.25, 1.6; .5, 2.3; Moulded mica, up to .002, 1.6; to .01, 1.6; Sil Mica, 500 v. wkg., up to 100 pf., 8d.; to 500 pf., 1/-; to 1,000 pf., 1/2; 2,000, 3,000 pf., 1.3.

VOLUME CONTROLS—Lg. Spdls., all Values, 3/-; with sw., 5/-; with D.P. sw., 5/9; Semi Midg., type 4, 1.1, 2 meq., 4/-; with sw., 5/9; D.P. sw., 6/6; Wire Wound less sw., 1 k. to 80 k., 6/4; 100 k., 7/9.

RESISTORS—All Std. values, 20% Tolerance, 1 w., 5d.; 1 w., 6d.; 1 w., 8d.; 2 w., 1.10; 10% Tol., 50% on ABOVE PRICES. Wire Wound, 3 w. to 5 k., 1.9; 5 w. to 5 k., 2/-; 10 w. to 10 k., 2.9. Terms: Orders up to 10/- post 6d.; up to £1.9d. over; post free. Cash with order, no C.O.D.; lists 5d.

RADIOLECTRON
22, FRANCES STREET, SCUNTHORPE, LINCOLNSHIRE.

MAINS

TRANSFORMERS

We have a reputation for quality transformers. All our windings are varnish impregnated and baked, and we have types for every purpose. If you want the best buy "Howorth" Transformers. There is no alternative. Our rewind dept. gives the same high standard of workmanship

Remember the name.

HOWORTH

51, Pollard Lane, Bradford, Yorks.

Tel.: 37030

S.A.E. with enquiries, please.

LOOK

at these Unbeatable Valve Prices—offered for One Month only while stocks last. All covered by our "Money Back if not Satisfied" Guarantee. Minimum Order £2, post free. Get your order in early.

| | | | | | |
|-------|-----|--------|------|-------|-----|
| 6AK5 | 7/- | 6FP3 | 9/6 | EA50 | 1/6 |
| 6J6 | 7/- | 6L6 | 7/6 | SP41 | 1/6 |
| 12AX7 | 7/- | KT63 | 9/6 | 9006 | 1/6 |
| 35A1 | 7/- | PN25 | 9/6 | EB34 | 2/- |
| 12AT7 | 7/6 | 5C4G | 8/6 | 6H6 | 2/6 |
| 6SN7 | 7/6 | YV111 | 2/6 | 2AD7 | 2/6 |
| EF91 | 6/6 | 6BW6 | 8/6 | ATP1 | 3/6 |
| EB91 | 6/- | 6SL7 | 7/6 | 12SJ7 | 3/6 |
| EL91 | 6/6 | 807 | 7/6 | 2A3 | 5/- |
| EL32 | 6/6 | VR130 | 7/6 | 6L7 | 5/- |
| EL35 | 5/- | 6CH5 | 9/- | 9NT | 5/- |
| 30A | 6/6 | 185BT | 10/6 | 6B8 | 5/- |
| 6C4 | 5/- | 185BTA | 10/6 | 12SK7 | 5/6 |
| EF92 | 5/- | IL4 | 6/- | 12SL7 | 6/- |
| 6AG3 | 5/- | 3A4 | 4/- | PT15 | 6/- |
| EF38 | 6/- | PC2 | 4/- | 6SK7 | 6/- |
| 6BC8 | 7/- | 6L5 | 5/- | 8SA7 | 6/6 |
| 6K7GT | 6/- | 20S1 | 7/6 | 6SF5 | 6/6 |
| 6X4 | 7/6 | EE36 | 5/- | 6P7 | 7/6 |
| EF91 | 7/6 | 8SJ7 | 6/- | 12A6 | 5/- |

MINIATURE (B7G) VOLTAGE REGULATORS—CV287 (150 v.), 10/6; CV236 (85 v.), 10/6; CV284 (75 v.), 10/6; 85A2 (85 v.), 14/6.

MINIATURE (B7G) THYRATRON—2D2L 8/6.

ELECTROLYTICS (All new stocks)—Can type, 450 v., 8 mfd. (midget), 1.9; 8-8 mfd., 3/6; 8-16 mfd., 4/-; 16-16 mfd., 4/6; 32-32 mfd., 6/-.

TUBULAR MIDGET CAN WITH CARDBOARD SLEEVES—450 v., 4 mfd., 1.6; 8 mfd., 2/-; 16 mfd., 3/-; 8-8 mfd., 3/6; 20-20 mfd., 2/5 v., 2/6; 50 mfd., 50 v., bias.

TELEVISION COMPONENTS—Full stocks of components for the new "SUPER-VISOR" and also "TELEKING" L.Y.N.X. and V.I.E.W.M.A.S.T.E.R. "SUPERIOR 15," etc.

The TELEVISION SHOP (Belfast)
5, DONEGALL STREET, BELFAST, N.I.

addition two suitcase portables will be shown, available in either lizard or blue leathercloth. Completing the range will be two distinctive radiograms, one of which is a high-fidelity model with 10 watt push-pull output stage, twin speakers, and three-speed changer for handling a mixed group of discs. This costs 76 gns., and an interesting feature is that the volume-control is tone-compensated.

[Stand No. 49]

Hunt (Capacitors), Ltd., A. H.

HERE will be seen standard and miniature fixed capacitors for all radio and electronic equipment. Dry electrolytics, metallised paper (a Hunt patent), foil and paper, silvered mica, stacked mica are among the main types, whilst a new circuit printing process will be shown in the form of Bondac Printed Circuits. The exhibit will also include a capacitor analyser and resistance bridge which will interest the keen experimenter.

[Stand No. 88]

Masteradio, Ltd.

IN addition to various television receivers, among the radio models will be seen a high-fidelity radiogram with three-speed auto-change motor and two record storage

cupboards. One of the most interesting exhibits will be the TV and radio listening aid designed to enable deaf persons to hear the radio without spoiling the enjoyment of others. A car radio at 25 gns. will also be shown.

[Stand No. 46]

Mullard, Ltd.


A SPECIAL feature of the Mullard stand will be the Information Centres that they are providing on Stand 91. Here expert advice on a wide variety of viewing and listening problems will be available free of charge. There will be three of these centres,

one to help a prospective buyer in his choice of a set, one on maintenance and one for the home constructor. The electronic valve tester will be prominently displayed as will the well-known Mullard valves, and complete radio receivers. A section which will attract considerable attention is an amusing display designed to show, with the aid of distorting mirrors, the way in which worn-out valves can affect reproduction.


[Stand No. 91]

Multicore Solders, Ltd.

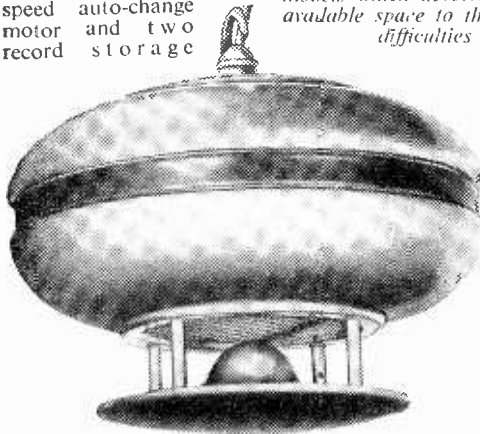
THE well-known solder will be shown here in various packages and




Two samples of the Twinvicta portable. The waterproof cases are available in other finishes.




This Pilot Model 85 is another of the table models which devotes a considerable part of the available space to the tuning scale to reduce the difficulties of station searching.



From the Goodmans range we have selected for illustration this novel type of speaker. Designed for outdoor use, it covers a wide area.



A novel feature of this Pye receiver is the wave-change knob on the right of the cabinet which carries the appropriate indications on the surface.




A very attractive radiogram in the Reproducers range on Stand 233. This is a de luxe model for high-fidelity radio and record reproduction.

forms, and its use will be demonstrated in the wiring up of a projection television receiver, carried out in conjunction with Philips. It is claimed that this will be the first public demonstration of the wiring and soldering of sub-assemblies used in the projection receiver. It is estimated that 25,000 soldered joints will be made during the run of the show, using standard factory size 7lb. reels. The new tape solder, which melts with the heat from an ordinary match, will also be seen and it should be emphasised that this is also of the self-contained flux type in spite of its thinness. A number of special trade types of fluxed solder will also be seen. [Stand No. 111]

Murphy Radio, Ltd.

APART from the television equipment to be seen there will be several Murphy radio receivers ranging from portables of the battery/mains type to




Sobell make this neat little table receiver, a feature of which is the small speaker-opening compared with most other models.

special export models. Model A.182R is four-valve plus metal rectifier superhet radiogram with three-speed auto-change unit. It is for A.C. mains only. This costs £72 5s. and includes a short-waveband in addition to the normal medium and long waves. [Stand No. 31]

Pamphonic Sales

THE latest range of PAM high-quality radio and television receivers and radiograms will be seen on this stand. In the radio range will be two portables and two radiograms, the Model 609/53 being a de luxe three-speed autochange radiogram with eight waveband bandspread tuning incorporating a 10in. speaker enclosed in its own baffle chamber.



Amongst the many tape recorders and amplifiers this transportable by Rudman, Darlington (Electronics), Ltd. has a number of attractive features. Examine it on Stand No. 208.

Amongst the special equipment will be the Pampl player consisting of a player, radio receiver and amplifier, together with loudspeaker housed in a cabinet. The speaker is an 18in. twin-cone mains-energised model handling 18 to 20 watts. [Stand No. 108]

Peto Scott Electrical Instruments, Ltd.

IN addition to the television receivers a new table radiogram will be featured, but at the time of going to Press no details have been released. [Stand No. 77]

Philips Electrical, Ltd.

THE predominant feature will be "Philips for your Complete Home Entertainment," and this underlines the fact that, with the advent of Philips gramophone equipment and records, the company's products now cover the whole range of domestic equipment. Radio will be prominent, and of the range on display special emphasis will be given to the "Starlet" and a portable. Considerable emphasis is also to be placed on record-playing (Continued on page 637)

WE PAY TOP PRICES

FOR

American Surplus Electronic Equipment

Any quantity or condition

LOOK at THESE EXAMPLES

For equipment in good condition

| | |
|---|------|
| SCR291, complete | £350 |
| Receiver R54/APR4 with all tuning units | £135 |
| TRX/ET4336 | £110 |
| Receiver BC348, R model only... | £25 |
| Frequency Meter TS 175 | £80 |
| TX/RX RT18/ARCI | £50 |
| Test Set TS13 | £100 |
| Valve 723A/B | £3 |

We pay similar Remarkable Prices for

Receivers, APR1, APR4, APR5, R5/ARN7, BC348, PC342, BC312, APN9.
 Frequency Meters, TS174/U, BC1091.
 Test Sets TS3, TS13, TS14, TS34, TS45, TS59, TS62, TS102, TS118, IE19, TS148.
 Transmitters ART13, ARC3, TRCI, TCS6-12-13, ET4336.
 Synchronisers BC1148 Modulators BC1142
 Indicator BC1151 Generators MG149, MG153
 And almost every American made unit even if not mentioned above.

Phone us immediately, transfer charge

★ NOTE OUR NEW ADDRESS

ALTHAM RADIO CO.

JERSEY HOUSE, JERSEY STREET, MANCHESTER 4
 TELEPHONE: CENTRAL 7834/5/6

LEWIS RADIO COMPANY

for

COMPONENTS Send for FREE comprehensive 40pp catalogue.

AMPLIFIERS Send for details of 5 or 4½ Watt models.

CHASSIS Illustrated leaflet on our radiogram chassis available FREE.

TAPE RECORDERS Send for details of our latest model.

T/V KITS & CHASSIS Send for OUR Viewmaster and Teleking Price List.

CABINETS

Pictured here is our latest T/V cabinet at **£15.10.0**

Full details of our range which includes Table, T/V, Radiogram and loud-speaker cabinets are available on request. Comprehensive cabinet catalogue available FREE. Cabinets made to individual specification.



120 Green Lanes, Palmers Green, London, N.13

BOWes Park 6064

MIDGET COIL PACK FOR ELEVEN BOB
 3 WB (18-2,000 metre), 465 Kc/s. Complete kit, comprising chassis, iron-cored coils, Yaxley, all trimmers, padders, etc., nuts, bolts, wire and sleeving. Guaranteed first-class results. Complete kit, 11/-.

MIDGET IRON-CORED IFTs, 465 Kc/s, 7/6 pair.

COILS, COILS, COILS

Definitely the cheapest in the trade. Guaranteed to 1 per cent. "P" type, 2/-; "Q" type, 2/3; T.R.F. with reaction, 5/- pair; H.F. Dual wave, 2/9.

ELECTROLYTICS, ELECTROLYTICS

Aluminium can type. All guaranteed. 8 mfd. 500 v., 1/3 each; 12/- doz. 2 mfd. 350 v., 8d. each; 6/- doz. 200 mfd 12 v., 6d. each; 4/6 doz.

COMPLETE RECEIVER FOR £5/5-

Build a receiver by following our instruction book, 1/6. Total cost, including cabinet, valves, the lot, £5/5-.
 Latest complete list, 3d. Minimum P. & P., 1/-.


SUSSEX ELECTRONICS, PRINCES ST.

BRIGHTON

Armstrong

Congratulate Practical Wireless on their 21st Birthday and celebrate jointly their own 21st anniversary of quality Radio Chassis with

2 outstanding new models



FC.38 8 Valve Superheterodyne chassis giving 8 watts push-pull output with negative feedback and separate BASS and TREBLE lift controls. WAVE RANGE—16-50 metres, 190-550 metres and 1,000-2,000 metres. PRICE—£23 13s. including tax.

RF.41 10 valve Superheterodyne chassis giving 10 watts push-pull output with negative feedback and separate BASS and TREBLE lift controls, also a highly sensitive R.F. stage before the mixer. WAVE RANGE—12-90 metres, 190-550 metres and 800-2,000 metres. PRICE—£31 19s. 8d. including tax.



Both High Class Chassis at an economical price giving AMAZING Realistic Radio and Record Reproduction from the modern records.



ARMSTRONG WIRELESS & CO. LTD.

TELEVISION
 WARTLERS ROAD, HOLLOWAY, LONDON, N.7.

Telephone NORTH 3213/4.

| | | | |
|--|--|---|--|
| BAKELITE AND WALNUT VENERED CABINETS Size approximately 12in. x 6in. x 5in. Bakelite type available in Brown or Cream. Price of Cabinets. 17/6 ea. carr. 2/6. Suitable fully punched T.R.F. 3-valve and rectifier chassis..... 3/9 Suitable fully punched superhet chassis (4 valves and rect.)..... 4/9 Dial Scales, 2 colour, 2 waveband, station named, glass..... 1/6 Dial Scales, 3 colour, 3 waveband, station named, glass..... 1/9 Suitable coloured Metal Backplates "Push-on" Pointers..... 1/3 T.R.F. Coils, 2 waveband with circuit Drum Drives, complete..... 6/9 Constructional Envelope of an All Mains T.R.F. Receiver (3 valves and rectifier) which can be built in any of above cabinets (for approximately 25)..... 2/6 | | EX-GOVT. HEAVY DUTY FIL. TRANS. All for 230 v. 50 c/s input 6.3 v. 10 a..... 17/6 6.3 v. 12 a..... 18/6 6.3 v. 20 a..... 22/6 | VALVE-HOLDERS Int. Octal— Amphenol 7d. Paxolin 4d. Mazda— Amphenol 4d. Paxolin 3d. B7G— Amphenol 8d. Paxolin 5d. |
| R.S.C. TONE CONTROL-PRE-AMP. UNIT. A complete set of parts for the construction of a very efficient but simple pre-amplifier and tone control unit. Suitable for use with any amplifier and pick-up. Power supply is self-contained. Overall size is 7 1/2 x 5 1/2 in. approx. Full descriptive leaflet 5d. PRICE INCLUDING WIRING DIAGRAMS 37/6 Or ready for use 15/- extra. | | EX-GOVT. T.V. TRANSFORMERS. All 230 v. 50 c/s input 2 v. 3 a., 2 v. 3 a., 2 v. 3 a., 2 v. 3 a..... 8/9 415-360-0-360-415 v. 250 mA..... 25/- 375-345-0-345-375 v. 250 mA..... 22/6 6.3 v. 6 a., 6.3 v. 6 a., 5 v. 3 a., 5 v. 3 a., 4 v. 3 a..... 22/6 278-0-278 v. 80 mA..... 7/9 | MAINS DROPPERS 3 a. 750 ohms vitreous, with feet and three tappings..... 4/6 2 a. 1,200 ohms, with feet and two sliders 3/9 |
| COLLAROTAPE DESK MOTORS. shaded pole type, clockwise or anti-clockwise, each..... 29/9 | | MICROPHONE TRANSFORMERS 100 : 1 5/9 | VARIABLE CONDENSERS .0005 mfd. 2 gang ceramic midget..... 7/11 .0005 mfd. 2 gang, with feet and trimmers, spindle drilled for pointer..... 9/6 .0005 mfd. 3 gang with feet (ceramic ins.) 7/9 |
| EX-GOVT. RF26 UNITS. Brand new, cartoned (plus carr. 5/-)..... 49/6 | | ROTARY WAVE CHANGE SWITCHES 4-pole 3-way, 3-pole 4-way..... 3/9 2-pole 5-way..... 3/9 1-pole 11-way..... 2/3 | TUNING COILS. T.R.F., L. & M. wave. A.C. and H.F. (pair)..... 6/6 |
| EX-GOVT. T.V. TRANSFORMERS. 6.3 v. to 6.3 v. c.t. 3/9 | | LF. TRANSFORMERS Standard size, dust-cored 455 kc/s (pair)..... 11/9 R.S.C. semi-midget, dust-cored, 465 kc/s (pair)..... 11/9 | SUNDRIES Germanium crystal diodes..... 2/9 Brass couplers, 1in..... 5d. P.K. screws (100 ass.)..... 2/9 Rubber grommets, assorted (doz.)... 9d. Tag boards (8-way)..... 6d. I.O. screen cans..... 1/3 B7G screen cans..... 1/3 Pushback wire, 20 s.w.g., 50ft. coils 5-50 pfd. postage stamp trimmers, ceramic 2/6 Min. non-reversible plugs and sockets (leads) 8d. |

RADIO SUPPLY CO. 32, THE CALLS, LEEDS, 2

ELECTRICAL ENGINEERING
REFRIGERATION
RADIO ENGINEERING
ELECTRIC POWER & LIGHTING
JIG & TOOL DESIGN
MOTOR ENGINEERING
MECHANICAL ENGINEERING
DRAUGHTSMANSHIP

If you need help on any Engineering subject, ICS will give you intensive, practical home training. Act now! Prepare to step up to a better job, with more money—in the electrical, radio or television fields, in engineering, in a trade, business or profession. ICS courses cover practically every kind of career. All you have to do is to write for details. There is no obligation.

I.C.S. also coaches candidates—until successful—for most Tech., Prof., Comm., Civil Service Exams. and Gen. Cert. of Education., etc.

FILL IN THE COUPON and post today, stating which subject or career interests you. Fees include all books required. Reduced Terms to H. M. Forces.

Dept. 170E, I.C.S., 71, Kingsway, W.C.2.

INTERNATIONAL CORRESPONDENCE SCHOOLS,
 Dept. 170E, International Buildings, Kingsway,
 London, W.C.2.

Please send Booklet on

Name Age.....

(Block letters please)

Address



THE POCKET LOUDSPEAKER SET

Using our clear drawings and instructions you can build a midget loudspeaker receiver small enough to fit in the jacket pocket. This receiver is fully self-contained—no aerial, earth, or external power supply being required. The midget batteries used are of the new layer type specially produced by a famous British maker for this class of receiver. Only one single-gang midget variable condenser is used for tuning, and the receiver requires no alignment. The midget components chosen are current British production, not surplus or foreign.

Instructions and Drawings, including Theoretical Circuit and Point-to-Point Wiring Diagram.

PRICE 3/6 POST FREE

This offer applies only to Gt. Britain, Irish Republic and Northern Ireland.

SWIFT RADIO (W), 137 COTHAM BROW BRISTOL, 6

Orders by Post Only.

"TYANA TRIPLE THREE" SOLDERING IRON WITH DETACHABLE BENCH STAND 19/6

The smallest high power soldering iron. Length only 8 1/2" Adjustable long bit dia. 3/16" Mains voltages, 100/110, 200/220, 230/250.

STANDARD TYANA SOLDERING IRON. Price retails at 16/9. Replacements, Elements and Bits always available. Voltage as above.

MAKE SOLDERING A PLEASURE!
 BY USING THE "TYANA" SOLDERING IRON

British made by:—KENROY LIMITED,
 152,297, Upper Street, Islington, London, N.1.
 Telephone: Canonbury 4905-4663

equipment, which now includes a comprehensive range of products, including records.

[Stand No. 33]


Pilot Radio, Ltd.

ON this stand will be home and export sections and although the emphasis is to be on television, ordinary radio receivers will be prominently displayed with the Little Maestro as the centre of attraction. This ever-popular model is again redesigned and brought up to date and in moulded brown, cream or green cabinet costs £15 10s. Other models to be seen are the "Dandy," "Pilot 75," "Pilot 85" and "Mariner." The export models will consist of designs specially produced for the particular needs of various countries.

[Stand No. 56]

Portogram Radio Electrical Industries, Ltd.

AS specialists in portable amplified gramophones the exhibits here will consist of record reproducers, record storage cabinets, amplifiers and the well-known visual pack long-playing needles. The



An unusual type of unit to be seen on Stand 233. This is a record-playing amplifier with treble and bass controls.

main feature will be the "Junior Eight," a five-valve amplified reproducer including three-speed auto-change, speed controlled or non-auto. A special schools model suitable for dancing is also being shown.

[Stand No. 36]


Pye, Ltd.

AMONG the new models seen here will be the two new radios, Nos. P75 and P76. The latter is a five-valve A.C. model priced at 24 gns., plus P.T., and incorporates a four-waveband circuit with large loudspeaker designed for quality reproduction. Other models will be featured round the main television exhibit.

[Stand No. 76]

Rola Celestion, Ltd.

ON this stand will be seen the speakers of three manufacturers: Rola, Celestion and Truvox. The comprehensive range will include direct radiator speakers from 2½ in. to 18 in., elliptical models 6 in. by 4 in. and 10 in. by 6 in., as well as reflex horn-type models with ratings from 3 to 120 watts. The problems of correct matching are solved by an interesting




This receiver has a distinctly modern appearance. It is Masteradio model D. 153 and covers three wavebands.

range of output transformers. New models in the direct radiator range include 2½ in. and 3½ in. models for radio, inter-office communication, and so on.

[Stand No. 8]

Reproducers (Electronic), Ltd.

HERE will be seen "Truchord" record/radio reproducers and amplifiers of various types. At the top of the list is the "Festival," a de luxe radiogram with two Garrard high-fidelity pick-up heads and Warfedale "Golden" 10 in. speaker, and



A fine radiogram from the Stella range. This is Model 305a and incorporates an auto-changer.

costing 105 gns. Some interesting radio units may also be seen on this stand. [Stand No. 233]

Rudman, Darlington (Electronics), Ltd.

TAPE recorders are to be featured on this stand, all carrying the trade name "Reflectograph." They will include a console model, a transportable model, an industrial model, a multi-channel long-playing (five hours) monitoring recorder and master recorder and slave units for land, sea and air transport application. [Stand No. 208]

Sobell Industries, Ltd.

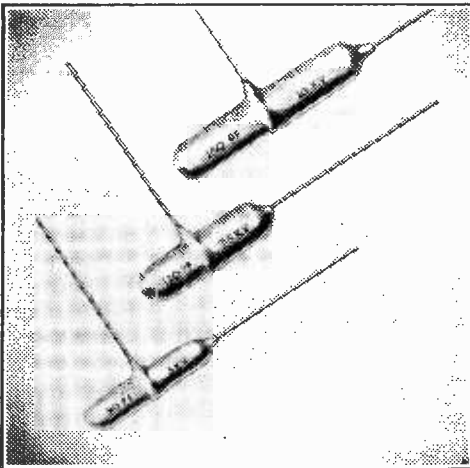
AMONG the radio receivers to be seen on this stand will be Model 553, a five-valve all-wave receiver of contemporary design for 'A.C.' operation only. Model TRG.174 is a combined 17in. television receiver and auto-radiogram in one compact design, the gramophone section being of the three-speed type.

[Stand No. 55]

Stella Radio and Television Co., Ltd.

AMONGST the radio receivers to be seen here the six-valve all-wave auto-radiogram will attract quality enthusiasts. This includes a Mullard EBC41 valve as a pick-up response corrector, and is fitted with three-speed motor and special pick-up. The price is £72 9s.

[Stand No. 72]



Among the many familiar T.C.C. components may be seen these high-voltage tubular ceramic condensers. Full details of these, as well as of many other T.C.C. products are given in the special Technical Bulletins available on Stand No. 107.



Although not readily recognisable as a radio component this is actually a loudspeaker of the high-power projector type and is to be seen on the Rola Celestion Stand No. 81.

Telegraph Condenser Co. Ltd.,

UNDER the T.C.C. trade-mark many familiar ranges of condenser will be seen—paper, mica, ceramic, plastic and electrolytics. Apart from miniaturisation, the problems of temperature have been dealt with, and certain compact equipment presents considerable difficulty in this respect. Sub-miniature tubular electrolytics will be seen and it is claimed that these are the smallest of their kind ever made. As in previous years, a feature will be made of the specialised machines developed by T.C.C., this year an automatic mica-laying machine being on show. Designed and made at their Acton factory, this machine will lay-up stacked mica plates on all sizes from 1in. by 11/16th to 2½in. to 2in. at 4,500 micas per hour. The running speed of this machine will be reduced during the show to one-fifth of normal so that visitors can see how it works. [Stand No. 107]

Tequipment, Ltd.

THE exhibits here are designed primarily for television and are dealt with more fully in our companion journal. [Stand No. 28]

Telerection, Ltd.

AERIALS for all purposes are shown here, and are for television reception. Accordingly, they are covered in our companion journal. [Stand No. 7]

Whiteley Electrical Radio Co., Ltd.

A NEW range of high-fidelity loudspeaker unit will be seen here under the W/B trade-mark. This new range has been developed to provide reproduction that takes full advantage of the latest high-fidelity recordings and the special television sound transmissions. The cone of the speaker is made from uncured cambic and bonded pulp, the whole being completely cured together and made into one composite cone by a new process. The bass response is substantially lower than that using the conventional cone, and colouration is, therefore, removed. The high frequencies are well maintained. The speakers are available in 6in., 8in., 9in. and 10in. models. In addition, matching transformers and cabinets, and other well-known Stentorian models will be on view. [Stand No. 109]

Wright and Weaire, Ltd.

THIS stand will be devoted to the exhibition of some of the major uses of magnetic tape recording. There will be exhibits of a talking model; an inter-services tape recording equipment in use; a Ferrograph dispensing music; a multi-channel airport type recorder, and a simultaneous dual-track recording showing two or three of the uses. In addition will be seen vibrators, coils, switches and transformers. [Stand No. 110]

Great Britain's Valve Mail-Order House



SERVICE SHEETS

The one you require enclosed if available in a dozen assorted of our best choice. 10/6

Pifco Meter, 29/6.
Morse Buzzer Outfits, Air Ministry, 6/-.
Ex-Govt. Mikes, 12/8.
Amplion Test Meters, £5.
Germanium Crystal Diode w. Circuit, 3/-.
PHILIPS Neon Testers, 100-500 v., only 5/-.
Condenser Tester and Rectifier Units, 39/6.
A.C./D.C. Neon Testers, Type 400, only 11/3.
Elec. Engravers, 15/-

1in. 12/4 ; 1/2in. 12/4 ; 1/4in. 13/4 ; 1in., 1 1/2in. and 1 1/4in. 16/- each ; 1 1/2in. and 1 1/4in. 18/- each ; 1 1/2in., 1 1/4in., 1 1/8in., 23/32in., 31/9 ; 2 1/4in., 36/9 ; 1in. square, 24/3. Post 1/-



Q-MAX.
Chassis Cutters with Keys

FAMOUS MAKE CONDENSERS

| | |
|------------------------|-----|
| 4 m.d. 500 v. | 2/6 |
| 8 " 500 v. | 2/6 |
| 16 " 500 v. | 2/9 |
| 25 " 25 v. | 1/3 |
| 50 " 50 v. | 2/- |
| Cans | |
| 8 x 8 m.d. 500 v. | 3/6 |
| 8 x 16 " 500 v. | 4/9 |
| 16 x 16 " 500 v. | 5/9 |
| 16 x 24 " 350 v. | 5/9 |
| 16 x 32 " 275 v. | 6/6 |

TAPEMASTER RECORDING COMPONENTS

Suitable for use with either Bartley or Culpitts Circuits.
JUNIOR MODEL
Play/Record, Imp., 3,000 ohm at 1 k/c ... £1 19 6
Erase ... £1 19 6
SENIOR MODEL
Play/Record, Imp., 5,500 ohm at 1 k/c ... £2 5 0
Erase ... £2 5 0
Oscillator Coil in can 10 6
Oscillator Unit incl. Coil and 8VGT valve ... £2 5 0

TAPE RECORDER MOTORS

Collaro clock or anti-clock, 39/6.
B.S.R. Type F.P.10 £1 18 0
Type S.R.1 £1 12 0

RECORDING TAPE

"SCOTCH BOY":
1in. x 600ft., 5in. spool, 21/-
1in. x 1,200ft., 7in. spool, 35/-
Emitape
H50/6 (H/C) 600ft. £1 1 0
H50/12 (H/C) 1,200ft. 35/-
H55/12 (L/C) 1,200ft. 35/-
G.E.C. Tape: 1,200 high or low coercivity £1 10 0
Tape Recording Amplifiers for all popular tape units £16 16 0

Kindly mark envelope PW19.



DO IT YOURSELF ELECTRIC TAX FREE PAINT STRIPPER

Old Paint comes off like MA-GIC. Cost 1d. per hr. Complete with long cable. Safe and foolproof. Cleaner, easier & faster than blow-lamp. Guar. test.

37/6



EASY TERMS

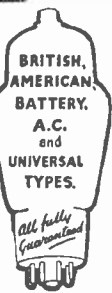
Extra Nozzles Free. Easier than a Brush and twice as fast.

TAYLORS METERS ON EASY TERMS

| Model | Cash Price | Deposit | 10 Monthly payments of | Total H.P. Price |
|-------|------------|---------|------------------------|------------------|
| 20B | £ 5 s. d. | 2 7 3 | £ 8 s. d. | £ 8 10 2 |
| 45B | 25 10 0 | 3 16 6 | 2 8 9 | 28 4 0 |
| 66A | 22 10 0 | 3 7 6 | 2 3 0 | 24 17 6 |
| 71A | 12 10 0 | 1 17 6 | 1 4 0 | 13 17 6 |
| 72A | 16 0 0 | 2 5 0 | 1 8 8 | 16 11 8 |
| 77A | 15 0 0 | 2 5 0 | 1 8 8 | 16 11 8 |
| 88A | 21 10 0 | 3 4 6 | 2 1 2 | 23 16 2 |
| 110C | 14 10 0 | 2 3 6 | 1 7 9 | 16 1 0 |
| 120A | 9 0 0 | 1 7 0 | 1 17 3 | 9 19 6 |
| 130A | 15 0 0 | 2 5 0 | 1 8 5 | 16 11 8 |
| 170A | 24 0 0 | 3 12 0 | 2 11 2 | 26 11 2 |
| 190A | 22 10 0 | 3 7 6 | 2 3 0 | 24 17 6 |
| 240A | 14 0 0 | 2 2 0 | 1 6 9 | 15 9 6 |
| 260A | 36 15 0 | 5 10 3 | 3 10 4 | 40 13 7 |
| 520A | 10 0 0 | 1 10 0 | 1 19 2 | 11 1 8 |
| 290A | 29 10 0 | 4 8 6 | 2 16 5 | 32 12 8 |

Valves — BARGAINS

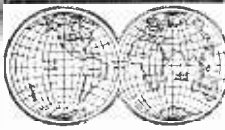
| | |
|-------------|------|
| 1B4 ... | 4/3 |
| 2A8 ... | 5/6 |
| 2A7 ... | 6/5 |
| 2B7 ... | 5/11 |
| 12A ... | 3/- |
| 26 ... | 2/10 |
| 34 ... | 4/3 |
| 6AB7 ... | 5/- |
| KTZ41 ... | 5/- |
| MSpen 5 ... | 5/- |
| VP13c ... | 6/- |
| PX25 ... | 15/- |
| 954 ... | 3/6 |



"Demobbed Valves 2/3 Manual"

Giving equivalents of British and American Service and Cross Reference of Commercial Types with an Appendix of B.V.A. Equivalents and Comprehensive Price List. We have still some Valves left at very old Budget Rates (33%) which are actually sold at the old price.

EXPORT



TYANA Soldering Irons

Lightweight, 16/9 Post 1/-
Adcola Irons, 25/6.
Everlasting Sapphire Gram. Needles, 3/6.

SOLOL latest Instrument Soldering IRON

19/8

MAZDA Octal and 88G Locoal VALVE HOLDERS

6d.

October VALVE LIST Cancels All Previous Lists.

Post 9d.

SUBJECT TO STOCK. WE MAY SEND EQUIVALENTS.

Post 9d.

| | | | | | | | | | | | | | |
|------|------|-----------|------|---------|------|---------|-------|-------|------|---------|------|---------|------|
| OZ4 | 9/- | 6C8 | 9/- | 6X5 | 10/- | 35Z5 | 11/- | TH30C | 14/6 | H63 | 7/6 | KTZ41 | 11/6 |
| 1A5 | 9/3 | 6C9G | 12/- | 7A3 | 10/6 | 37 | 9/- | TH62 | 10/- | HD24 | 10/- | L13 | 12/6 |
| 1B1 | 10/- | 6D8 | 9/- | 7A7 | 9/6 | 41 | 10/6 | UCH42 | 13/- | KL35 | 10/6 | H14 | 10/- |
| 1G1 | 8/6 | 6F6 | 10/- | 7H7 | 9/6 | 42 | 10/6 | UF41 | 11/6 | KT2 | 12/6 | N18 | 10/6 |
| 1G3 | 6/6 | 6G0G | 9/6 | 7B7 | 9/6 | 45 | 10/6 | UY41 | 10/6 | KT32 | 10/6 | U71 | 10/- |
| 1LN5 | 6/6 | 6G3 | 9/6 | 7C5 | 12/6 | 46 | 10/6 | ECC33 | 9/6 | KT33C | 10/6 | U74 | 10/- |
| 1LA5 | 9/6 | 6H6 | 7/6 | 7C6 | 11/6 | 50L6GT | 11/- | ECL80 | 15/6 | KT2 | 10/- | W76 | 10/3 |
| 1P5 | 9/6 | 6J3 | 7/6 | 7S7 | 12/6 | 58 | 10/6 | EF33 | 7/6 | D67 | 8/6 | W77 | 10/- |
| 1R4 | 9/6 | 6J6 | 14/6 | 7V7 | 10/- | 72 | 10/6 | EC31 | 12/- | DH73 | 11/- | X73 | 11/3 |
| 1R5 | 11/6 | 6J7G/GT | 8/6 | 7Y4 | 10/- | 73 | 10/6 | ECH42 | 12/6 | DH7 | 10/6 | Z77 | 11/3 |
| 1S1 | 11/6 | 6K6 | 10/6 | 12A6M | 10/- | 75 | 17/- | EL3 | 13/- | DL63 | 12/- | KTW3 | 10/3 |
| 1S5 | 11/6 | 6K7G/GT | 8/9 | 12K8 | 11/6 | 76 | 9/6 | EL50 | 7/- | DL74 | 11/6 | KTW4 | 10/3 |
| 1T4 | 11/- | 6K8 | 13/- | 12C3 | 10/6 | 77 | 9/6 | | | | | 4MPT | 8/6 |
| 1T5 | 9/3 | 6L5G | 7/6 | 12H6 | 6/6 | 117Z6 | 11/6 | | | | | SU2150A | 12/6 |
| 1V | 10/6 | 6L6 | 12/- | 12J5 | 8/- | 117L7GT | 17/- | 4D1 | 9/6 | ACSP3 | 11/6 | Pen1960 | 12/- |
| 1C6 | 9/6 | 6L7 | 14/- | 12Y4 | 9/6 | 117N7GT | 17/- | 8A1 | 11/6 | HL13 | 10/6 | Pen46 | 11/- |
| 2A8 | 9/6 | 6N7 | 14/- | 12SA7GT | 10/6 | 805 | 42/- | 8D2 | 11/6 | HL23 | 7/9 | Pen2530 | 11/6 |
| 2X2 | 8/- | 6P5 | 9/- | 12SG7 | 9/- | 807 Br. | 12/6 | 9D2 | 8/6 | HL13DD | 9/6 | P41 | 9/- |
| 3V4 | 12/- | 6R7 | 10/- | 12SH7 | 8/6 | 807 Am. | 14/6 | 10D1 | 7/6 | HL1320 | 10/6 | SP2 | 8/- |
| 5Y3 | 10/6 | 6SA7 | 9/6 | 12SK7 | 10/- | 813 | 112/- | 11D3 | 12/6 | HL141 | 9/6 | SP41 | 10/6 |
| 5Z3 | 11/6 | 6SG7 | 9/6 | 12SL7 | 9/6 | 860 | 14/6 | 15D2 | 14/6 | HL41DD | 11/6 | TH233 | 13/- |
| 5U4 | 12/6 | 6SH7 | 8/- | 12SR7 | 8/9 | 866A | 12/6 | | | Pen25 | 10/- | TP1340 | 12/- |
| 5Z4 | 11/- | 6SK7 | 9/6 | 14F6 | 10/- | 84/6Z4 | 9/6 | | | Pen1340 | 12/- | TP22 | 10/6 |
| 6A7 | 14/6 | 6SL7 | 11/6 | 15 | 11/- | 5004 | 7/6 | | | ACSPEN | 8/6 | VP23 | 9/6 |
| 6A8 | 14/6 | 6SN7 | 12/6 | 18 | 11/- | 954 | 5/6 | | | ACPI | 8/6 | VP41 | 10/6 |
| 6AC5 | 9/- | 6SS7 | 8/- | 19 | 9/6 | 956 | 6/6 | | | | | | |
| 6AC7 | 8/- | 6T7 | 9/6 | 25AC5 | 6/6 | 1289A | 8/- | | | | | | |
| 6AG5 | 9/6 | 6TH3 | 9/6 | 25L6 | 10/- | 1625 | 9/6 | | | | | | |
| 6AG5 | 11/6 | 6U3 | 9/6 | 25Z5 | 10/- | 1626 | 9/6 | | | | | | |
| 6AM3 | 12/6 | 6U7 | 9/6 | 25Z4 | 10/- | 1793 | 6/6 | | | | | | |
| 6B1 | 8/- | 6V6G | 11/- | 28D7 | 8/6 | | | | | | | | |
| 6B7 | 11/- | 6ZV5 | 10/- | 32 | 8/6 | | | | | | | | |
| 6B3 | 10/6 | 6W5 | 11/- | 33 | 9/6 | | | | | | | | |
| 6BR7 | 11/- | OD3/VR150 | | 35 | 9/6 | | | | | | | | |
| 6BW6 | 11/- | | | 35L6 | 10/6 | | | | | | | | |
| 6C4 | 8/6 | 6X4 | 10/- | 35Z4 | 11/- | | | | | | | | |

Re types not listed — ask for quotation or order C.O.D.

PRACTICAL WIRELESS BIRTHDAY — BULLS WISHING MANY HAPPY RETURNS.



LYONS RADIO

LTD.

3, GOLDHAWK ROAD, Dept. M.P.
SHEPHERDS BUSH, LONDON, W.12.

Telephone: SHEpherds Bush 1729

RADIO EXHIBITION. During this period, Sept. 2-12, we are holding a SPECIAL SALE. Our premises are only just over a mile from Earls Court, so if in town why not call and secure some of the many bargains which will be displayed. EXAMPLES: R1155's from £35. Mains transformers from 5/-; Mains Power Packs from 29/6. Chassis for break-down from 2/6. Details by post or phone virtually impossible as the range will be too numerous and varied so CALLERS ONLY please.

RHOOSTATS. Heavy duty 2-rang variable resistance 250 ohms, 1.2 2 amp., with spiral shaft and knob control. Overall size approx. 12 x 7 1/2 x 4 1/2 ins. PRICE 15/6, post 2/6.

L.T. TRANSFORMERS. Primary 200 250 v. 50 cps. Secondary: 3, 4, 5, 6, 8, 9, 10, 12, 15, 18, 20, 24 or 30 v. for a total loading of 2 amps. Excellent for model railways, accumulator charging, etc. Brand new and guaranteed. All connections clearly marked PRICE 17/6, post 1/9.

RECEIVER TYPE 3084A. A similar unit to the R3170A, featured in the "Practical Television" for T.V. conversion. Fitted with 13 valves, each of VR137, VR92, VU39, VU134, 2-VR137's and 7-VR92's. 30 mc. I.F. strip, etc. In new, unused condition. PRICE 75/- carriage 7/6.

INVERTERS. Known as Motor Generator type 7. Input 22-29 v. D.C. Output 80 v. A.C. at 1,600 cycles, 240 v.A. at unity power factor. Complete with carbon pile voltage regulator and filter unit mounted below generator on the same base plate. Overall dimensions approx. 9 x 8 x 5 1/2 ins. and weighs only 15 1/2 lbs. In new, unused condition. PRICE £5.10.0.

TELETRON SUPER INDUCTOR COILS

Miniature dust core types. Dual wave AF and HF Trans. 7- pr. H.I. freq. crystal Trans. coil. (IFT) 21 x .V465 kc. Q170, 12.6 pr. SUPERHET RANGE: 6 pr. HA1 HO1 750-2,000 m. HA3 HO3 15-50. HA2 HO2 180-550 m. HA4 HO4 10-30. Bottom capacity coupled types. BA1 BO1. BA2 BO2 190-2,000 m. Stamp for list and circuits.

THE TELETRON CO.,
206, Nightingale Rd., London, N.9.

It's DYNALITE for
FLUORESCENT LIGHTING
EQUIPMENT AT PRICES
YOU CAN AFFORD!!

The DYNALITE control kits enable you to build the finest form of lighting into your home, office or workshop without the expense of elaborate fittings.

KITS FOR:
18in. 15 watt; 2ft. 20 watt; } 27/6
3ft. 30 watt; 4ft. 40 watt... }
5ft. 80 watt ... } 35/-

All in INSTANT START model, 14/- extra.

CONVERSION KIT—makes existing 4-5ft. fittings INSTANT START, 18/6. Kits complete with all electrical parts except tube (bought locally), plus simple wiring diagram. A.C. only. State voltage.

DYNALITE ELECTRICAL (PW)
328, Stevedale Road, Welling, Kent

W1298 WAVEMETER 100-234 MC Mains £4 0 0

R1155 Communication Receiver with Power Pack and Output Valve £12 10 0
R1154 Transmitter R1154 £5 0 0
No. 38 Army Walkie Talkie £4 0 0
No. 58 Canadian Walkie Talkie £9 0 0
Many others. S.A.E. stating requirements.

LAWRENCE Frankel Mail Order
134, Cranley Gardens, London, N.10
CLissold 6941. TUDor 1101



will bring you BY RETURN in our NEW "HOME CONSTRUCTOR'S HANDBOOK" DETAILS for construction. LARGE Blueprint circuits. COMPLETE parts lists, and TECHNICAL DESCRIPTIONS of ALL these famous circuits:

- *3-Valve 3-Band Superhet. Feeder.
- *4-Valve 3-Band Superhet. "Norm Hi-Fi Gram." Feeder (R.F. Stage).
- *5-Valve 3-Band A.C. Superhet.
- *5-Valve 3-Band A.C. D.C. S.het.
- *6-Valve 3-Band A.C. Superhet.
- *6-Valve 3-Band A.C. D.C. S.het.
- *3-Valve 2-Band "Local Station" T.R.F. Super Quality Feeder.
- *Feeder Amplifier and Power Pack.
- *Magic Eye Tuning Indicator Unit.
- *Signal Tracer, A.C.
- *5-Watt Quality Amplifier, A.C.
- *10-Watt P.p Quality Amplifier, A.C.
- *Signal Generator, A.C., etc., etc.
- M.S.O.; Set Building and Servicing Hints, Facts and Formulae, Resistance Colour Code, Symbols, etc., etc. AND our current Catalogue. ALL FOR ONLY HALF-A-CROWN! DON'T DELAY. SEND FOR YOUR COPY TODAY!

STOP PRESS!—New Construction Leaflets available for:

- *Tape Recorder, A.C.
- *Oscilloscope.
- *A.C. D.C. Midget.
- *Communications Receiver.
- 9d. each, 1/3 for Two, or 2/- for Four. Refundable against orders.

AVAILABLE ONLY FROM:
RODING LABORATORIES
(Dept. P10), BOURNEMOUTH AIRPORT, HANTS.

YOU can become a First Class RADIO ENGINEER

We can train you to earn good money in your spare time or start a radio business of your own. Our Home-Study Courses are easy to understand and the fees are very reasonable. Post coupon now and we will send you full details in plain sealed envelope.

T. & C. RADIO COLLEGE

Post in unsealed envelope, 1 1/2d. postage
To: T. & C. RADIO COLLEGE,
36, Northfield Road,
Ringwood, Hants.

NAME

ADDRESS

P10/53

RECTIFIERS.—RM2 S.T.C., 4/6. RM4, 18/6. SPECIAL OFFER OF BRAND NEW CONDENSERS.—Dudbiler 8 mfd., 500 vv., 2/6; 16 mfd., 500 vv., 3/6; 16 mfd., 8 mfd., 3/9; 8 mfd., 8 mfd., 500 vv., 3/9; 25 mfd. x 25 vv., 1/6.

B.I. CAN COND., 4 mfd., 500 vv., 2/-.
HUNTS CAN COND., 2 mfd., 500 vv., 2/-.
EGAN V/C WITH SWITCH, 1 meg., 1 meg., 4/-.

JACK SOCKETS, 2 hole fixing, 9d.
SPRAGUE CONDENSERS.—1,350 v., 7/6 doz.; .01-1,000 vv., 7/6 doz.; .001-1,000 vv., 7/6 doz.

MAINS TRANSFORMERS.—Elison 350-0-350, 80 ma., 6/3 at 4 amps., 5 v. at 2 amps., 4 v. at 4 amps., 4 v. at 2 amps., 19/6 plus 1/6 post.

FILAMENT TRANSFORMERS.—6.3 v. at 1.5 amps, tapped at 200, 220, 240. Unbeatable value at 6/9, post 6d.

SPECIAL OFFER.—BEC Midget, 8 mfd., 450 vv., 1/9; BEC Midget, 8 x 16, 450 vv., 3/9; BEC Standard, 32 x 32, 450 vv., 4/11.

AMPLION VOLUME CONTROLS.—1 meg., less switch, 2/-.

SPECIAL VALVE OFFER.—5U4G, 9/6; 6AM6, 8/6; 6SH7, 5/-; 1R5, 8/-; 6K7, 5/6; 3S4, 8/-; 1T4, 7/6; 3S4, 8/6; 807, 8/6; 6F6, 8/6; EF91, 10/6; EB91, 7/6. 2 x 2, 5/-.

FLASKS.—3 1/2 in. Elac., 10/6. 6 1/2 in. Plessey, 13/6; 5 1/2 in. Elac., 13/6; 6 1/2 in. Plessey, 14/6. Post on above, 9d.

TELEVISION.—Iron core coils (Hoima Moss), 14 Permeability Tuned Coils and 1 R.F. Choke for Viewmaster, 17/6.

CO-AXIAL CABLE.—80 ohms per ft., 10ft. yd.; 12 yds., 2 mm. sheving, 1/6 per 12 yds.

SPADE TERMINALS.—Black and Red, 2/- doz.

MAINS DROPPERS TEST GEAR.—750 ohms, 3 amp.; 1,000 ohms, 2 amp. One hole Fixing, with Silders, 4/9. Our New Catalogue is Now Ready. Send 6d. in stamps to:—

REX RADIO 37, LOUIS STREET, LEEDS, 7.

PLEASE PRINT NAME AND ADDRESS
ELECTRIC LIGHT WITHOUT MAINS by "JAMIELITE" WINDCHARGER
Also charges radio batteries. Ideal for small consumer.
S.A.E. for Brochure. Agents wanted.

H. JAMIESON & CO.
(Dept. P.W.),
Midtaphouse Works, Liskeard, Cornwall.

MAZEL DISPOSALS

Goods carriage paid. Cash with order
VU111, 2/6; SP61, 3/6; 9D2, KT44, KT241, ATP7, 4/-; 6SH7, 6S17, 6SN7, 6AC7, EC52, 6AG7, 6V6GT, 807, VR150/30, EF54, ATP7, 6N7, SP41, IS4, P2, EB91, EF91, 6X5, 7/6; 80, 5U4, 5Z4, APV4, 10/-, 6 1/2 in. Goodman's P.M. SPEAKERS
Maker's Cartons, 10/-.

ELECTROLYTIC SMOOTHING CONDENSERS.—T.M.C. can 8's, 450v. D.C. working, 2/6; T.M.C. can 8+8 ditto, 2/6; T.M.C. Tubular 16's, can type, 2/6.
BIAS CONDENSERS, 75 mfd., 100v. working, 1/-.
1355 UNITS.—Fully complete, 40/-.

COLLARO 3-Speed Non-Auto Gram Units, £7/10/-.

MAZEL RADIO
134, London Road, Manchester, 1
ARD 3505

MORSE CODE Training

Send for the Candler
BOOK OF FACTS
It gives details of all Courses which include a Special one for securing Amateur Licence.
CANDLER SYSTEM CO. Dept. 5LO
52b, Abingdon Road, London, W.8.
Candler System Co., Denver, Colorado, U.S.A.

Identifying Musical Interval Signals—4

A SUMMARY OF SOME OF THE MORE POPULAR MUSICAL INTERVAL AND IDENTIFICATION SIGNALS USED BY FOREIGN TRANSMITTERS. A SPECIAL ARTICLE FOR THE LONG-DISTANCE LISTENER

(Concluded from page 520 September issue)

Rumania

THIS country can also present some difficulties for the long-distance listener, as it also broadcasts in several languages. Some of these are mid-European which may be unfamiliar to English listeners, but there are two or three things which will help to identify broadcasts originating there. From Bucarest a hymn tune may be heard, and the words "Radio Romania Liberia." The melody shown below will be heard repeated over and over again, usually on a celeste. Certain broadcasts are made in English, and then there is little difficulty in recognising the station. The most likely wavelengths are in the 25, 32 and 48 metre bands.



Spain

There are a number of systems radiating in Spain, the most likely to be heard here being those originating from Radio Nacional de Espana, in Madrid. The following tune, sometimes preceded by a gong, will readily identify this broadcast.



La Voz de la Falange at the beginning of every broadcast radiates a few bars of the "Cara al Sol," which sound like this:



Sweden

European and Overseas broadcasts are made from Sweden and the most likely interval signal to be heard here would be the following, which is the first movement of Carl Michael Bellman's "Storm och böljor tystna ren":



The words "This is Radio Sweden" are also included from time to time amongst foreign interpretations of the same title.

Switzerland

German, French and Italian are the main languages used in broadcasts from Switzerland, and each town has its own particular interval signal. From Radio Basel the following ("Z'Basel a mym Rhy") will be heard:



From Radio Bern the following ("D'Zyt isch do"):



Zurich is identified by "Chum Bueb und lueg dis Ländi a":



From Sottens (Radio Lausanne) the air is "Voice l'ami etc":



Geneva. Radio Genève, with "Quelle Fatale Journée," a popular air:



and Monte Ceneri with "Campane delle Chiesa di Pazzalino"



completes the Swiss list. All these it will be seen are distinctive airs and once logged little difficulty should be experienced.

Certain foreign broadcasts are made from Switzerland and carry their own identification, one intended for Swiss living abroad had the following interval signal:



Trieste Free Territory

Mainly in Italian and Slovene the main interval signal which will be heard from this area is a motif played on a harp as follows:




Vatican State

Practically every language is used in broadcasts from the Vatican, the announcements in English being unmistakable. As an opening signal this transmitter relays a recording of the bells of St. Peter's and for its interval signal a carillon-melody, "Christus Vincit," which is played on a celeste with orchestral accompaniment. This is the melody:




Belgian Congo

Dutch, Portuguese, French and English are freely used from the Belgian Congo station, and a xylophone melody is the general interval signal:



Near East

Passing from the European stations to the Near East and maintaining the alphabetical order the Cyprus station is the most likely to be heard. Again, this presents an unmistakable interval signal consisting of Arabic music played on a stringed instrument and sounding like this:



Israel

Certain changes have taken place in the relays from this country, but the following air may be heard:



Republic of Lebanon

On the medium and short waves the following air will be heard from Beirut:



Turkey

The majority of the broadcasts likely to be heard from Turkey will be in Arabic, but certain European languages will also be heard at certain times. The interval signal on most transmissions consists of an old Turkish dance tune which goes like this:



OUR BLUEPRINT SERVICE

The following have recently been added to our Blueprint Service to replace discontinued designs:—

- Dual-Wave "Crystal Diode" - PW 95
- The Modern One-Valver - - PW 96
- The All-Dry Three - - - PW 97
- Modern Two-Valver - - - PW 98

RADIO SUPPLY CO.

(LEEDS) LTD.

32, THE CALLS, LEEDS, 2

Terms C.W.O. or C.O.D. No C.O.D. under £1. Postage 1/1 extra under £1. 1/9 extra under £3.

Open to callers 9 a.m. to 5.30 p.m. Saturdays until 1 p.m. FULL PRICE LIST. 5/- TRADE LIST. 5/- Please enclose S.A.E. with all enquiries.

SPECIAL OFFERS. Midget Mains Transformers (size approx. 2 1/2 x 3 x 2 1/2 in.) Screened Primary 220/240 v 50 c/s. Output 250-0-250 v 60 mA, 6.3 v 2.5 a. Only 11/9. Small Filament Transformers. 220/240 v input. 6.3 v 1.5 a output, 5/9. Auto Transformers (with separate 11. 6.3 v 1.5 a). 0-110-200-210-230-250 v 50 watts, 4/9 each.

BATTERY SET CONVERTER KIT. All parts for converting any type of Battery receiver to All Mains. A.C. 200-250 v 50 c/s. Kit will supply fully smoothed h.t. of 120 v 90 v or 60 v at up to 40 mA, and fully smoothed h.t. of 2 v at up to 1 a. Price, complete with circuit, point to point wiring diagrams and instructions, only 48/9. Or ready to use, 7/9 extra.

PERSONAL SET BATTERY SUPERSEDER KIT. A complete set of parts for construction of a Unit (housed in Metal Case) to replace Batteries where A.C. Mains supply is available. Input 200-250 v 50 c/s. Outputs 90 v 10 mA and 1.4 v 250 ma, fully smoothed. For 4-valve receivers. Price complete with circuit. Only 33/9. Or ready for use, 6/9 extra.

H.T. ELIMINATOR AND TRICKLE CHARGER KIT. Input 200-250 v A.C. Output 120 v 40 mA, fully smoothed, and rectified supply to charge 2 v acc. Price with steel case and circuit, 29/6. Or ready for use, 7/9 extra.

BATTERY CHARGER KITS For Mains 200-250 v 50 c/s. To charge 6 v-acc. at 2 a. 25/6. To charge 6 or 12 v acc. at 2 a. 31/6. To charge 6 or 12 v acc. at 4 a. 49/9. Above consist of transformer, full wave rectifier, fuse, fuseholder and steel case. The kits can be supplied fully assembled at an extra cost of 6/9 each.

EX-GOVT. VALVES (NEW)

| | Each | Each | Each | Each | |
|------|------|-----------|--------|--------|------|
| 1T4 | 8/11 | 6SL7GT | 11/9 | 15D2 | 5/9 |
| 1R5 | 6/11 | 6XG7 | 6/9 | 16Z5 | 5/3 |
| 35A | 9/9 | 6V6G | 8/11 | 35Z4GT | 10/9 |
| 5Y3G | 9/6 | 6V6GT | 8/11 | 35L6GT | 9/11 |
| 5U4G | 10/6 | 6X5GT | 8/9 | D1 | 1/3 |
| 5Z4G | 9/6 | 7V7 | 6/9 | EF36 | 6/11 |
| 6AL5 | 9/9 | 7C5 | 6/11 | EF38 | 7/6 |
| 6AR5 | 9/11 | 8P2 | 2/11 | EB91 | 9/9 |
| 6AM6 | 10/9 | 9D2 | 2/11 | EP91 | 10/9 |
| 6J5G | 5/11 | 954 | 1/11 | EL32 | 6/11 |
| 6J6 | 9/6 | 12H6 | 2/3 | MU14 | 9/6 |
| 6J7G | 7/6 | 12KCT106 | MS/Pen | 5/9 | |
| 6K7G | 6/11 | 12K9CT106 | RK34 | 1/11 | |
| 6K8G | 11/9 | 12Q7GT106 | SP4 | 5/9 | |
| 6L6G | 11/9 | 12S7 | 7/11 | SP61 | 2/9 |
| 6Q7G | 9/11 | 12SR7 | 7/9 | VU120 | 2/11 |

CATHODE RAY TUBES. VCR517, 29/6 (Full Picture), plus Carr. 5/-. VCR139A, 19/6, plus Carr. 5/-. ACR2X, 12/6.

EX-GOVT. ITEMS. Pvc coaxial plugs and sockets, 5/9 doz. prs. Bellings-Lee moulded type 5-pin and 7-pin plugs and sockets, 11/1 pr. inc. Octal Valve Screening Cans, 3 piece, 1/3 each, 11/9 doz. Bak. Tubulars, 0.2 mfd 5,000 v, 1.9. Meters M/C, 2in., scale 0-5 amps, 12/6.

ELECTROLYTICS (Current production. Not ex-Govt.)

| Tubular Types | | Can Types | |
|---------------|------|----------------|------|
| 8μF 350 v | 1/9 | 8μF 450 v | 2/3 |
| 8μF 500 v | 1/11 | 8μF 500 v | 2/11 |
| 8μF 500 v | 2/11 | 16μF 450 v | 2/9 |
| 16μF 350 v | 2/3 | 24μF 450 v | 2/11 |
| 16μF 450 v | 2/9 | 32μF 350 v | 2/11 |
| 16μF 500 v | 3/11 | 40μF 450 v | 4/11 |
| 24μF 350 v | 3/6 | 8-8μF 350 v | 3/9 |
| 32μF 350 v | 3/6 | 8-8μF 450 v | 3/11 |
| 32μF 500 v | 5/9 | 8-16μF 450 v | 4/6 |
| 8-16μF 500 v | 4/11 | 16-16μF 450 v | 4/11 |
| 25μF 25 v | 1/3 | 16-32μF 350 v | 5/3 |
| 50μF 12 v | 1/3 | 32-32μF 450 v | 4/11 |
| 50μF 50 v | 2/3 | 32-162μF 450 v | 5/11 |

WILLIAMSON AMPLIFIER KIT. All parts to Author's Spec. Only 14 gns.

A PUSH-PULL 3-4 watt HIGH-GAIN AMPLIFIER FOR £12/6. For Mains Input 200-250 v 50 c/s. Complete kit of parts including circuit, point to point wiring diagram and instructions. Amplifier can be used with any type of Feeder Unit or Pick-up. This is not A.C./D.C. with "live" chassis but A.C. only with 400-400 v trans. Output is for 2-3 ohm speaker. (We can supply a very suitable 10in. unit by R.A. at 31/-) The amplifier can be supplied ready for use for £1 extra. Carr. 2/6. Full descriptive leaflet. 9d.

R.S.C. 25-WATT "PUSH-PULL" AMPLIFIER. Complete kit of parts for High Fidelity Amplifier with built-in Preamp. Distortion at 10 watts less than half of 1%. Suitable for home or Large Auditorium. Full descriptive leaflet 9d. Price with point to point wiring diagrams only 9 gns. or ready for use 30/- extra.

MASTER INTERCOM. UNIT with provision for up to 4 "Listen-Talk Back Units." A high gain amplifier enables speech and other sounds emanating from the rooms containing remote control units to be heard at the master control. The unit is in kit form and point-to-point wiring diagrams are supplied. A Walnut Veneered cabinet is included. Mains Input is 200-250 v 50 c/s to 300-0-300 v 200 mA. Sound amplification 4 watts. Price only 45/19/6. "Listen-Talk Back Units" can be supplied at 27/6 each. Full descriptive leaflet, 1/-.

EX-GOVT. SMOOTHING CHOKES. 250 mA 40 H 200 ohms, trop ... 17/6
250 mA 10 H 50 ohms, potted... 17/6
250 mA 20 H 250 ohms, trop ... 15/6
200 mA 20 H 200 ohms, trop ... 12/9
150 mA 6-10 h, 150 ohms tropicalised 7/9
100 mA 7-10 H 100 ohms ... 6/11
100 mA 5 H 100 ohms, tropicalised ... 3/11

EX-GOVT. BLOCK PAPER MANSBRIDGE TYPE CONDENSERS. 4μF 500 v T.C.C. 2/6 4μF 750 v T.C.C. 3/9
4μF 600 v T.C.C. 2/11 4μF 1,000 v T.C.C. 3/11

R.S.C. MAINS TRANSFORMERS (FULLY INTERLEAVED AND IMPREGNATED. PRIMARIES 200-230-250 V 50 C/S SCREENED)

TOP SHROUDED, DROP THROUGH
250-0-250 v 70 mA, 6.3 v 2.5 a ... 12/11
250-0-250 v 70 mA, 6.3 v 2 a, 5 v 2 a ... 14/11
350-0-350 v 80 mA, 6.3 v 2 a, 5 v 2 a ... 17/9
350-0-350 v 80 mA, 6.3 v 2 a, 4 v 2.5 a 14/11
250-0-250 v 100 mA, 6.3 v 4 a, 5 v 3 a ... 23/9
300-0-300 v 100 mA, 6.3 v 4 v 4 a, c.t. ... 23/9
0-4-5 v 3 a ... 6.3 v 4 v 4 a, c.t. ... 15/6
0-4-5 v 3 a ... 23/9
350-0-350 v 150 mA, 6.3 v 4 a, 5 v 3 a ... 29/11
350-0-350 v 150 mA, 6.3 v 2 a, 6.3 v 2 a, 5 v 3 a ... 29/11

FULLY SHROUDED UPRIGHT
250-0-250 v 60 mA, 6.3 v 2 a, 5 v 2 a ... 16/9
Midget type 21-3-3in ... 18/9
350-0-350 v 70 mA, 6.3 v 2 a, 5 v 2 a ... 18/9
250-0-250 v 100 mA, 0-4-6.3 v 4 a ... 25/9
0-4-5 v 3 a ... 25/9
250-0-250 v 100 mA, 6.3 v 6 a, 5 v 3 a ... 29/9
for RL355 conversion ... 25/9
300-0-300 v 100 mA, 0-4-6.3 v 4 a ... 25/9
0-4-5 v 3 a ... 25/9
350-0-350 v 100 mA, 0-4-6.3 v 4 a ... 25/9
0-4-5 v 3 a ... 25/9
350-0-350 v 150 mA, 6.3 v 4 a, 5 v 3 a ... 33/9
350-0-350 v 160 mA, 6.3 v 6 a, 6.3 v 3 a ... 45/9
5 v 3 a ... 37/6
350-0-350 v 250 mA, 6.3 v 6 a, 4 v 8 a ... 37/6
0-2-6 v 2 a, 4 v 3 a, for Electronic Enk. Televisor ... 37/6
425-0-425 v 200 mA, 6.3 v 4 v 4 a c.t. 6.3 v 4 a, c.t. 0-4-5 v 3 a, suitable Williamson Amplifier, etc. ... 51/-
450-0-450 v 250 mA, 6.3 v 6 a, 6.3 v 6 a, 5 v 3 a ... 65/6

ELIMINATOR TRANSFORMERS
Primaries 200-250 v 50 c/s, 120 v 40 mA 7-11
120 v 40 mA, 6-0-6 v 1 amp ... 14/9
90 v 10 mA, 8-0-8 v 250 mA ... 9/9

EX-GOVT. ITEMS (EX V EQUIP.). EF50, 4/9. Mains Trans. 230 v 1 input. Outputs 350-0-350 v 160 mA, 6.3 v 6 a, 5 v 3 a, 27/6. Motor Generators, 6 v input, Output 180 v D.C., 5/9.

COAXIAL CABLE, 75 ohms, 4in., 9d. yard.
DIAL BULBS, M.E.S. 8 v 0.15 a, 6/9 dozen.

SELENIUM RECTIFIERS, 230 v 50 mA, H.W. (small), 5/9, 120 v 40 mA, H.W. (small), 3/11, 2/6 v 1 a H.W., 2/11, 6/12 v 0.4 H.W., 4/6, 6/12 v 2 a F.W. (bridge), 9/9, 6/12 v 4 a F.W. (bridge), 17/9, 6/12 v 6 a F.W. (bridge), 22/9.

CHASSIS, 16 s.w.g. Un drilled Aluminium. Receiver Type 6.3 v 31 v H.L., 2/8; 7 1/4 x 4 x 2in., 3/3; 10 x 5 1/2 x 2in., 3/9; 1 1/2 x 6 x 2in., 4/3; 12 x 8 x 2in., 5/3; 16 x 8 x 2in., 7/6; 20 x 8 x 2in., 8/11; Amplifier Type (4 sided), 12 x 8 x 2in., 7/11; 16 x 8 x 2in., 10/11; 14 x 10 x 3in., 13/6; 20 x 8 x 2in., 13/6.

SILVER MICA CONDENSERS, 5, 10, 15, 20, 25, 30, 35, 40, 50, 100, 120, 150, 200, 250, 300, 350, 400, 470, 500, 1,000, 1,001 mfd, 2,300 pfd. (.002 mfd), 5d. each, 3/9 doz. one type.

VOLUME CONTROLS with long (4in.) spindles, all values less switch, 2/9, with S.P. switch, 3/11.

WIRE WOUND POTS, 30ohms, 5K, 20K, 25K, 50K (medium length spindles), 1/11.

P.M. SPEAKERS, All 2-3 ohms, 5in. Goodmans, 14/9, 6in. Eac, 14/11, 6in. Plessey with 5,000 ohm trans., 14/11, 8in. Plessey 15/9, 8in. R.A. Xenvy Duty 2in. Truxov 49/9.

M.E. SPEAKERS, All 2-3 ohms, 6in. Rota field 700 ohms, 11/9, 10in. R.A. field 1,000 ohms, 23/9, 10in. R.A. Field 1,500 ohms, 23/9.

EX-GOVT. TRANSMITTER REVERBERS, Type TR9B. Complete with all valves. Only 47/6, plus 5/- Carr.

FILAMENT TRANSFORMERS

All with 200-250 v 50 c/s primaries: 6.3 v 2 a, 7/6; 0-4-3 v 2 a, 7/9; 12 v 1 a, 7/11; 6.3 v 3 a, 9/11; 6.3 v 6 a, 17/6; 0-2-4-5-6-3 v 4 a, 16/9; 12 v 3 a or 24 v 1.5 a, 17/6.

CHARGER TRANSFORMERS
All with 200-230-250 v 50 c/s, Primaries: 0-9-15 v 1.5 a, 14/9; 0-9-15 v 3 a, 16/9; 0-9-15 v 6 a, 22/9; 0-4-9-15-24 v 3 a, 22/9.

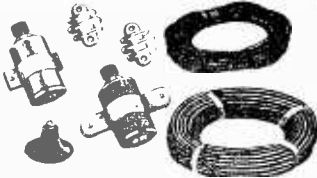
SMOOTHING CHOKES
250 mA 8-10 H 200 ohms, Potted ... 18/9
250 mA 3-5 H 100 ohms ... 10/11
200 mA 3 H 80 ohms ... 5/9
100 mA 10 H 175 ohms ... 7/6
80 mA 10 H 350 ohms ... 5/6
60 mA 10 H 400 ohms ... 4/11

E.H.T. TRANSFORMERS
2,500 v 5 mA, 2-0-2 v 1.1 a, 2-0-2 v 1.1 a, for VCR57, VCR517, ACR2X, etc. 35/-

OUTPUT TRANSFORMERS

Midget Battery Pentode 66 : 1 for 354, etc. ... 3/9
Small Pentode, 5,000Ω to 3Ω ... 3/9
Small Pentode, 8,000Ω to 3Ω ... 3/9
Standard Pentode, 5,000Ω to 3Ω ... 4/9
Standard Pentode, 8,000Ω to 3Ω ... 4/9
Multi-ratio 40 mA, 30 : 1, 45 : 1, 60 : 1, 90 : 1, Class B Push-Pull ... 5/6
Push-Pull 10-12 Watts 6V6 to 3Z2 or 35 Z2 ... 15/9
Push-Pull 10-12 Watts to match 6V6 to 3-5-8 or 15Z2 ... 16/9
Push-Pull 15-18 Watts to match 6L6, etc., to 3Z2 or 15Z2 Speaker ... 22/9
Push-Pull 20 Watts, sectionally wound, 6L6, KT66, etc., to 3, or 15Z2 47.9
Williamson type exact to Author's spec. ... 85/-

**Famous Manufacturer's Surplus of
ANTI-INTERFERENCE AERIALS**
offered at a fraction of original cost



The aerial is designed for reception of long, medium and short waves with any ordinary or communications receiver, having an input impedance greater than 1,000 ohms long form coils and 150 ohms short waves. The installation discriminates against locally generated electrical interference, especially on the short wave bands. The equipment enables the installation of an S.M.C. (fully-tuned) dipole which operates as a "T" aerial on medium and long waves. The aerial and receiver transformers are intended to be interconnected with a 70 ohm co-axial cable.

COMPONENT PARTS

Aluminium Aerial Transformer Assembly. comprising one each: Aluminium transformer, Transformer clip, Rubber sucker, Pin, x pin, brass screw, 4BA x 1/4 in. brass bolt, 4 BA nut, Receiver Transformer. Complete with Insulators, clips etc.; Porcelain Insulators 2 each, 600V. Insulated Aerial Wire, 600V. Screened Co-Axial Down Lead.

Installation instructions leaflet included.
LESS CO-AXIAL CABLE & AERIAL WIRE
15/6 plus 1/6 p.p.t. & cart.

COMPLETE. 35/- plus 1/6 p.p.t. & cart.
SPECIAL PRICES FOR QUANTITIES TO THE TRADE.

PREMIER RADIO CO. (Dept. P.W.)
207, Edgware Road, London, W.2.

**Amateur Radio Enthusiasts
THE INCOMPARABLE**

GLOBE-KING

SINGLE VALVE S.W. RECEIVER
• WORLD-WIDE RANGE 11-1100 METRES • CRYSTAT-CLEAR NOISE-FREE RECEPTION • ELECTRICAL BAND-SPREAD TUNING • EXTREMELY LOW RUNNING COSTS
Catalogue Free. Stamp for postage.
JOHNSONS (RADIO)
46, FRIAR STREET, WORCESTER

L. ORMOND SPARKS
of
SPARKS' DATA SHEETS

Offers Congratulations and Best Wishes to The Editor and Staff of "Practical Wireless" on its Twenty-first Birthday.

TO CELEBRATE THE EVENT

and to allow those interested in Radio Construction, to Examine, Use and Experience the full benefits of the

**FINEST CONSTRUCTIONAL
Radio Data Sheets published.**

SPARKS' DATA SHEETS
Will Give

FREE OF CHARGE

One Data Sheet to all sending 6d. between SEPTEMBER 1st and SEPTEMBER 11th, 1953.

for a copy of the Latest List which gives full details of the wide range of Tested and Guaranteed Designs available.

The Free Copy can be Selected from many of the current popular designs.

THIS FREE OFFER
Allows All to Prove my claim that:


SPARKS' DATA SHEETS
ARE

THE SAFEST AND FINEST.

L. ORMOND SPARKS

(P), 48A, High Street, Swanage, Dorset.

**EQUIPMENT
FOR THE
AMATEUR**



A COIL PACK

You can make with the aid of our Equipment Leaflet EL10. If you wish to make good equipment we recommend these Leaflets at 1/6 each any 1 for 2/6.

HOW TO MAKE:

- EL1—Signal Generator (13 preset frequencies)
- EL2—Signal Tracer
- EL3—3 Superhets (2 models, A.C. and A.C. D.C.)
- EL4—6v. Superhets (2 models, A.C. and A.C. D.C.)
- EL5—Feeder Units (2 models with and without R.F. stage)
- EL6—Small Amplifiers
- EL7—Push Pull Quality Amplifier
- EL8—1 R.F. Receivers (2 models)
- EL9—Economy Superhet (1, 2 or 3 W bands, A.C. or A.C. D.C.)
- EL10—Coil Packs (3 models, 2 W Band plus Gram, 3 W Band, and 3 W Band with R.F. plus Gram)

Priced parts list and profusely illustrated catalogue with all Leaflets.

SUPACOILS MAIL ORDER OFFICE
98, Greenway Avenue, London, E.17

VOLUME CONTROLS.—Lng. Sp. 1 Meg. 2.9, with sw. 3.6; 2 K., 20 K., sht. sp., 1.6; W.W. 20 K. 2-; Preset W.W. 2 K., 25 K., 1.

CONDENSERS.—8 mid. 450 v.w., 2.4; 32,350, 2.9; 16 x 16 275, 3-; 16 x 32 275, 3.6; clips for above, 4d.; 16,500 Carb. Tub., 3.9; 50 12 Bias Tub., 1.3; 500 12 Block, 1.6; Special U.S.A., 32 550, 4 1/2 in. x 2 in., 1.9; 1 mid. 1 kV. Block 1.6; 350 Tub., 6d.; 1 350 Metal Tub., 9d., 7.6 doz.

DROPPERS. with slider, 1,000 ohms, 2 A. 5-; 750 ohms 3 A. 5-. Min. Buzzers, 4v. 2/6.

TRIMMERS.—Twin 100 pf. 1-; 25 pf. 5d. D.A.1 Crystal Mike Inserts, 15.6.

METERS.—2 in. 200 microamps M.C. 35-; 1 1/2 in. A.C. D.C. 8.6; Assorted M.C. Meters, 1 for 9.6.

AMPLION Testmeter, 10 range A.C. D.C. Moving Coil, 1,800 ohms per volt, new, with leads 25. Special 5 kV. range prod., 9.6. Postage 9d. extra, post free over £2. Mail Order Only.

MASSEY

58, Wakefield Ave., Hull.

TELEKIT SUPPLY

AMPLIFIERS.—200-250 v. A.C. 5 watt. Size 3 1/2 x 2 1/2. New, £5-10-0.
INTERCOM SETS.—A.C. D.C. in walnut cases, £5. Extra speakers in cases, 17.6.
RESISTORS.—Parcel of 1,000 mixed, 1 and 1/2 watt, with long wires, £3-10-0.
5 in. " ELAC " SPEAKERS, 11.6.
VARIABLES.—12 v. 4-pin, 5-
•0005 VARIABLE CONDENSERS, 3/6.
EXTENSION SPEAKERS in walnut cases, 20-.


ELECTROLYTIC CONDENSERS, 3 mF.—350 v., 2-; 1 mF, 500 v., 2-.

VALVES. GOVT. SURPLUS. GUARANTEED.

CV181 6- 1T4 6/8
VR21 3/6 135 7/6
TT1 3/6 3V4 7/6
6K7 6- KT273 6/6
12J7 7/6 6AC7, 12A6, 6SH7
OZ1 5- (soiled), 5- each.

Send your inquiries for ex-W.D. Equipment to:
Chantry Lane Works, Chantry Lane, Bromley, Kent. Phone: Rav. 5845.

**Goldring
Magna
Cartridge**



Completely Tropicalised. Tested under extreme conditions of Heat and Humidity (125° F. with 95% humidity) without deterioration and loss of output.

- Output comparable to Crystal Pick-ups.
 - Cantilever Stylus Protecting Records and eliminating Needle-talk and surface noise.
 - Stylus easily replaceable.
 - Will fit three-speed record changers and units.
- No. 200. Price £110.0. P. Tax 9.9.
Now available as a complete Pick-up. No. P.200. Price £25.0. P. Tax 14.9.
For full technical details write to:

ERWIN SCHARF
49-51a, De Beauvoir Road, London, N.1
Telephone: CLIssold 3434.

1-Finger Pianists

Build your own electronic keyboard and play everything! Send for free leaflet. Guitar, cello, flute and trumpet are all easy. Write now...

**C & S, 10 Duke St., Darlington,
Co. Durham**

BENTLEY ACOUSTIC Corp. Ltd.

38, Chatelet Road, N.W.1. PRIntrose 9085

| | | | | | |
|------|------|-------|------|--------|------|
| 1G9 | 6- | 6SG7 | 6- | 25L3 | 8/6 |
| 1L1 | 7- | 6SH7 | 9- | 25L3 | 7/6 |
| 1P5 | 7.6 | 6SJ7 | 9- | 30 | 6/6 |
| 1T1 | 7- | 6SK7 | 6- | 38 | 7/6 |
| 2C26 | 3.6 | 6SL7 | 8- | 41 | 7/6 |
| 2X2 | 4- | 6SN7 | 9- | 35L6 | 7/6 |
| 3B7 | 6- | 6SR7 | 7- | 35Z4 | 9/6 |
| 5U1 | 7.6 | 6SA7 | 8- | 50L6 | 7/6 |
| 5V1 | 8- | 6U1 | 8.6 | 61MP | 6/6 |
| 5X1G | 12- | 6V6 | 7- | 75 | 12- |
| 5Y3 | 7- | 6X5 | 7- | 77 | 7- |
| 6Y4 | 12- | 6Z4 | 7.6 | 80 | 8- |
| 5Z1 | 7.6 | 7A3 | 10.6 | 83 | 10/6 |
| 6A7 | 7.6 | 7A4 | 8- | 1203A | 7/6 |
| 6AC5 | 5.8 | 7B6 | 8- | 12Y4 | 7- |
| 6A7 | 6- | 7B7 | 7- | 1619 | 8- |
| 6AC7 | 6- | 7C5 | 6- | 1622 | 9/- |
| 6A8 | 9- | 7C6 | 6- | 1625 | 9/- |
| 6B4 | 5.8 | 7C8 | 7- | 1625 | 7/6 |
| 6B8 | 6- | 7C7 | 7- | 807 | 7/6 |
| 6B8G | 10.6 | 7E6 | 8- | OZ1 | 6/- |
| 6C5 | 5.6 | 7H7 | 7- | ARDD1 | 4- |
| 6C8 | 13- | 7R7 | 8- | ARDD5 | 4- |
| 6C8D | 11- | 7S7 | 7- | DET19 | 3- |
| 6C8E | 8.6 | 7Q7 | 7- | HL13DD | 7- |
| 6P6 | 7- | 7Y4 | 7- | KBC33 | 7/6 |
| 6P7 | 8.6 | 7D8 | 7.6 | KP35 | 7/- |
| 6P8 | 6.6 | 11D3 | 10.6 | KT2 | 3/- |
| 6H6G | 2.6 | 12A47 | 8.6 | MH4 | 4/- |
| 6H6M | 3- | 12A77 | 8- | ML1 | 6/- |
| 6J5G | 4- | 12A7U | 9/- | VP133 | 8/- |
| 6J5M | 5/- | 12C8 | 8.6 | VR55 | 7/- |
| 6J7 | 6.6 | 12H6 | 3- | VR96 | 4/- |
| 6K7 | 5.6 | 12H7 | 3.6 | Y83 | 7/6 |
| 6K7M | 5.6 | 12K8 | 8- | VR109 | 2/6 |
| 6K8 | 8- | 12Q7 | 8.6 | VU120 | 2/6 |
| 6L6 | 9/- | 12SC7 | 5- | QP21 | 6- |
| 6L7 | 7- | 12SK7 | 5- | X86 | 11/- |
| 6N7 | 7- | 12SQ7 | 8.6 | Y83 | 6/- |
| 6Q7 | 8.6 | 12SR7 | 7- | 6K8 | 7/- |
| 6R7 | 9/6 | 1457 | 12- | 19B6 | 10/6 |

OPEN TO DISCUSSION

The Editor does not necessarily agree with the opinions expressed by his correspondents. All letters must be accompanied by the name and address of the sender (not necessarily for publication).

Tuning Coils

SIR,—Many different types of tuning coils are advertised, and it seems likely that beginners, in particular, do not always realise that no standard method of arranging the tags exists. Because of this, care is necessary when alternative coils are used in published receiver designs, and it may not be possible to follow the coil wiring plans exactly as shown. In some cases results will be unsatisfactory (or absent) when wiring in alternative coils without suitably modifying connections; in other cases damage to the coils or other components may arise, from H.T. shorts or other reasons. It is usually best to employ the specified coils, but if substitutes are used then the manufacturer's data or leaflet of tag connections should be consulted. It is also desirable to see that such alternative coils are suitable, and coupling windings, in particular, differ widely in number of turns and their relationship to the other sections of the coil. Some such windings may be used for reaction purposes; others are totally unsuitable for this purpose. Again, some coil-makers use large primaries tightly coupled, and such coils are desirable when maximum volume is required, but not when the winding is used for reaction. In view of these facts, beginners, in particular, should use only the coils for which any particular circuit was designed.—F. G. RAYER (Glos.).

The Amateur Transmitter

SIR,—With reference to the letter from Mr. C. Roberts, of Worcester, on this subject, as a licensed amateur myself, I feel that he takes quite a wrong view of the position. First of all, the possession of a transmitting licence (unlike a broadcast receiving licence) is a *privilege*, not a right. There is little doubt that the main reason why amateurs are allowed to operate at all, in this and other countries, is that a useful reserve of skilled operators is thereby built up for times of national emergency, but it would obviously be against the interests of all users of the air to have it cluttered up with amateurs who could not read morse and who had insufficient knowledge of theory to avoid severe interference.

The theoretical examination is *easy*, provided one has average intelligence and is willing to work hard and systematically in one's spare time. As an example I should like to give my own experience: I started from scratch at the end of January, 1949, knowing nothing of the subjects, sat for the theoretical examination in May, 1949, and passed easily. I worked

through a correspondence course (which I can heartily recommend) and put in about ten hours of study a week. I had no special knowledge of radio when I commenced, except that possessed by the average short-wave listener, nor am I connected in any way with the radio trade.

It must be remembered that the main object of the examination is to ensure that holders of licences know enough theory to avoid interference to other users of the air, particularly Government, commercial, ship and broadcast stations.

Only complete duffers fail ultimately to pass the examination after several attempts, and that class of amateur should never be allowed on the air in any case!

As regards morse, that has always been required before a licence could be granted; there never have been "good old days" (*vide* Mr. Roberts) when it was not essential.

If an amateur transmitter could not read morse, a very serious situation might arise if he happened to be interfering with, say, a ship-to-shore station in an emergency, and if he were asked temporarily to QRT or to QSY and could not read the message. I had no previous knowledge of morse, and started it only after the theory examination was over; I took the test early in September, 1949, and passed.

Apart from other considerations, the ability to read and send morse adds a lot of pleasure to ham radio, because with it one can make contacts which would be impossible on 'phone, either owing to distance or conditions.

I have always found Post Office officials most considerate and obliging; they are out to *help* licensed amateurs, but they quite rightly require a certain minimum standard of knowledge and performance before a licence can be granted.

Finally, I would say that no one of average intelligence need fail to obtain a licence, provided he has reasonable ability to express himself clearly in writing, works hard and systematically, and retains his keenness to the end. There is undoubtedly a lot of drudgery in the early stages, but the ultimate delights make it well worth while.—VERNON G. P. WILLIAMS (G3FYY).

A.C. Band-pass 3

SIR,—I have just completed constructing the A.C. band-pass 3 as specified in your magazine.

This is the first radio set I have ever made, for I am only sixteen years old, but I was thoroughly

Whilst we are always pleased to assist readers with their technical difficulties, we regret that we are unable to supply diagrams or provide instructions for modifying surplus equipment. We cannot supply alternative details for constructional articles which appear in these pages. WE CANNOT UNDERTAKE TO ANSWER QUERIES OVER THE TELEPHONE. If a postal reply is required a stamped and addressed envelope must be enclosed with the coupon from page 656.

delighted with the results. I have not seen anyone else recommending this set in a letter, so I thought I might as well be the first. Congratulations on designing such a good little set.—BRYAN K. MANSFIELD (Worcester).

Noise and the R.1155

SIR,—Apropos the article in July issue on "Noise and the R.1155," Mr. C. B. Cruickshank advocates replacing the 6K7's (VR100) with EF50's (VR91).

It is not necessary to go to all that trouble as I have found by experiment that the 6K7's can be retained and that valve noise can be completely eliminated simply by increasing the value of the screen resistors from 22 K Ω to about 75 K Ω on the R.F. and one or both I.F. stages.

There was no appreciable loss of sensitivity, and what little there was was well worth the sacrifice resulting in improved signal/noise ratio.

In fairness to Mr. Cruickshank it must be mentioned here that this would not have been discovered except by trying out his suggestion which worked, but only by retaining the 22 K Ω resistors.—G. H. HOBSON (Capt. s.s. *Regent Hawk*).

Reader from No. 1

SIR,—With reference to "Thermion's" article last month, I would very much like to confirm that I have been a most consistent reader of PRACTICAL WIRELESS—right from the days of No. 1.

Fortunately, I have still managed to retain almost every issue—although by now some of them are becoming very stained and dog-eared through repetitive reference thereto.

In actual fact, as far as "radio" is concerned, my collection of PRACTICAL WIRELESS forms a veritable "Encyclopaedia Britannica."

It is a great pity indeed that we cannot revert to the pleasure and contemplation of a weekly issue of your most valuable publication.

When one considers the varied publications relating to radio that have "fallen by the wayside," i.e., *Popular Wireless*, *Wireless Constructor*, *Modern Wireless*, *Wireless Magazine*, and *Amateur Wireless*, which was absorbed into PRACTICAL WIRELESS, there is much credit due to you for keeping the flag flying.—G. WHEATLEY (Workshop).

SIR,—As it is the 21st Birthday of PRACTICAL WIRELESS, and you are asking anybody who has taken your journal from No. 1 to write, I thought I would as I have taken it from No. 1 and I am still taking it.

I have spent many happy hours through PRACTICAL WIRELESS, both from circuits and useful tips, which have been printed in previous issues from time to time.

Some of these circuits will be very well remembered by many, such as the Leader Three, 1933; The Crusaders A.V.C.4, 1933; The Hall-Mark Three, 1934; Silver Souvenir, 1935; The A.C. £5 Superhet, 1935; The Universal Hall-Mark, 1935; The Fury Four, 1936, was an outstanding success; and the Elf Portable, 1936; Universal £4 Superhet 4, 1936; and there are so many more that have been published since PRACTICAL WIRELESS started it would fill pages to include all.

I wish you every success on the 21st Birthday of your publication, and I hope that it will continue to give us all the fine circuits, hints and tips that it has given us in the past.—E. L. GARWOOD (Stammore).

"Those Were the Days"

SIR,—In your PRACTICAL WIRELESS issue of August, 1953, there appears an account of Mr. Apps' life in "Those Were the Days!"

I was extremely interested in the writer's experiences, as I, myself, was an experimenter with a licence to use wireless telegraphy. My eyes brightened up when I saw the diagram of the magnetic detector.

In 1908 I was trying out an improvement on the Marconi "Coherer," and had the idea constructed by the Cossor firm who, incidentally, made a very fine job for me; but while I was constructing the required additional works (at that time we had to make practically all our gear), I heard about this magnetic detector referred to by Mr. Apps, so I wrote to the editor of the *Model Engineer*, a weekly journal, and asked if they could supply me with any particulars. A week or two later my answer appeared and a drawing almost identical to the one Mr. Apps shows was also given and a brief description of the apparatus. I still carried on with my idea on the "Coherer" and, about a year after, I completed it. I was asked to loan it to the Royal Engineer School at Chatham, because a demonstration was to be given of how wireless telegraphy was sent and received. Very few people knew anything about tuning and when I had a casual glance at the gear to be used it makes me wonder now how they managed to send or receive properly; as the principle part used to tune seemed to me to be a zinc cylinder about the size of a small breakfast cup and a resemblance of a stair rod in brass. I was told by the naval officer who was giving this demonstration that my "Coherer" worked well as he was able to pick up morse from a German ship in the Atlantic. He had one objection to my "Coherer" in that it was not as mobile as a crystal, which was then very popular. I think those used by the navy were carborundum and steel and a small electric current was required. I made some crystal sets but I found galena and silver to give best results. I still have that "Coherer," and if Mr. Apps lives near this part of the country I should be very pleased to show him round my den, and the gear, as I am still experimenting and just cannot give it up.—H. KEMP (Tupsley).

Editorial and Advertisement Offices:

"Practical Wireless," George Newnes, Ltd., Tower House, Southampton Street, Strand, W.C.2. Phone: Temple Bar 4363.
Telegrams: Newnes, Rand, London.

Registered at the G.P.O. for transmission by Canadian Magazine Post.

The Editor will be pleased to consider articles of a practical nature suitable for publication in "Practical Wireless." Such articles should be written on one side of the paper only, and should contain the name and address of the sender. Whilst the Editor does not hold himself responsible for manuscripts, every effort will be made to return them if a stamped and addressed envelope is enclosed. All correspondence intended for the Editor should be addressed: The Editor, "Practical Wireless," George Newnes, Ltd., Tower House, Southampton Street, Strand, W.C.2. Owing to the rapid progress in the design of wireless apparatus and to our efforts to keep our readers in touch with the latest developments, we give no warranty that apparatus described in our columns is not the subject of letters patent. Copyright in all drawings, photographs and articles published in "Practical Wireless" is specifically reserved throughout the countries signatory to the Berne Convention and the U.S.A. Reproductions or imitations of any of these are therefore expressly forbidden. "Practical Wireless" incorporates "Amateur Wireless."

Programme Pointers



"Off" Season

THE summer always seems an "off" season with BBC programmes. Popular and sometimes good features come off for a rest and refurbishing, whilst the quality of much of what remains falls and is often carried into view with an air of lassitude and indifference. Normally the show would "close up" for a period whilst folks went on holiday and business slumped. Seeing that this wise procedure is apparently impossible with radio—business doesn't slump, anyhow—the Panjandrums of Portland Place owe it to everyone to avoid this annual decline in standards. It is perhaps more noticeable this year than most, as the appalling weather is compelling more listening than would normally be the case. Even symphony concerts are metamorphosed into Promenade concerts. So be sure your sins will find you out.

Nowhere does the seasonal decline in standards, however, seem to be more marked than in the theatre pieces recently heard. We have had some pretty rubbishy stuff and Monday's, Wednesday's and Saturday's selections have been equally below par. The double bill, *Curtain Call* and "World of his Own," "The Flower in the Rock," "The Happiest Days of Your Life," "Lord Cummerleigh's Secret" and "Come Live with Me"; all these can be lumped together as a pretty poor lot. Their entertainment value seemed to me to be of the minimum, whilst each and all were utterly devoid of intellectual, social or moral interest whatever.

How greatly a piece like "Caste" showed them up. This excellent play, a near or minor masterpiece by T. W. Robertson, is already almost a hundred years old, yet it seemed as fresh, witty and topical as it doubtless did on the day it first came out. Pointing the moral of the folly of all class prejudice *qua* prejudice, both low against high as well as the other and more usual way round, it carried both us and its point right to the end. The characters were real and, like Dickens's, are met with everywhere; the plot develops logically and conclusively, whilst the subject put before us is both important and interesting.

Stanley Groom's study of the father was a gorgeous portrait of the soused and the idle working class parent of those times, and must come at the head of a fine cast, including David Peel, Richard Johnson, Ann Cullen, Joan Newell and Geoffrey Bond.

Talks

There are some very interesting and commendable reminiscences in the current series, "Personal Story," on Sunday mornings. I was particularly struck with Mr. John Coast's narrative, "Dancers from Bali." His account of how he gathered these enchanting people of an enchanting land together whilst a prisoner of war, making them into a Broadway sensation, was quite absorbing. Mr. Coast has a very pleasing microphone personality.

By MAURICE REEVE

Another personality of great attraction, now a fully developed and mature microphone artist, is Spike Hughes. He knows his job and how to put it over, two accomplishments not always in harmonious ensemble. His recently concluded series in "Music Magazine," "Have You Brought Your Music?" was vastly entertaining, erudite and opposite. I am looking forward to his forthcoming venture, "Immortal Bohemian."

Music

Apropos of "Music Magazine," now on its summer vacation, I would suggest that its producers do all they can to save it from getting into the kind of rut so many weekly features fall into. Many issues this year have not been up to earlier standards. It seems to have lacked some of its former punch since Alec Robertson retired from it.

Cor de Groot is a very accomplished pianist, if rather lacking the grand manner. He was probably at his best in a recital of French music, the chief item of which was the second book of Debussy's "Wonderful Preludes." Although Gieseking, and formerly Cortot, extracted far more poetry from them, de Groot played them all in a thoroughly pleasing manner. The showy ones had great glitter.

It was good to hear the Toscanini records of the Beethoven first and ninth symphonies—new L.P.s. Even under a lesser master they seem to gain 50 per cent. when divorced from the ballyhoo of a Promenade audience.

Serials

The current Sunday evening serial, "Jane Eyre," is one of the best, and is proceeding very strongly and competently. For once, in these productions, the narrative is nicely balanced with the story and made to seem an integral part of it. Belle Chrystalle is doing it excellently.

The new parlour game, "The Name's the Same," is very good, and Raymond Glendenning an excellent chairman, well in the McPherson and Harding class. Run on the "Twenty Questions" formula, I have often found it agreeably funny.

"West Point Painter," the story of Whistler— one of many great Americans whose genius flourished in this country—was very good. I could have wished for more epigrams; Whistler was an epigrammist almost of the Wilde class. Whether Whistler was as Sam Wanamaker presented him, I wouldn't know. But Mr. Wanamaker's exuberant personality largely contributed to a capital item.

B.A. SCREWS, NUTS, WASHERS, ETC.

Prices per gross

| | | Brass Nuts | | | Brass Washers | | |
|-------------------|-----|------------|------|--------------------|---------------|--|--|
| | | Full | Lock | Assd. 1/6, OBA 2/- | | | |
| Assd. Screws | 2/6 | OBA 6/9 | 6/- | 1BA 2/- | 2BA 1/10 | | |
| Assd. Nuts | 2/6 | 2BA 5/6 | 5/- | 3BA 1/9 | 4BA 1/8 | | |
| Screws and Nuts | 2/6 | 4BA 5/- | 4/- | 5BA 1/6 | 6BA 1/6 | | |
| 1/2 gr. each | 2/6 | 5BA 4/- | 3/9 | 6BA 1/6 | 8BA 1/6 | | |
| Brass Screws, | | 6BA 4/- | 3/6 | | | | |
| Assorted | | 7BA 4/6 | | | | | |
| 2BA 5/6, 4BA 5/-, | | 8BA 4/6 | 4/- | | | | |
| 6BA 4/-, 8BA 4/6 | | | | | | | |

Soldering Tags, Assd. 2/-, 2BA 2/3, 4BA 2/-, 6BA 1/10, 8BA 1/10. Eyelets and Rivets, assd. 1/6. Aluminium Rivets, assd. 1/6. Br. Knurled Terminal Nuts, 6BA 8d., 4BA 1/-, 2BA 1/6 doz. Br. Terminals, w/nuts, heavy type, NP, 6d. each, 5/6 doz. GRUB SCREWS, Assd. 1/6, 6BA 1/3, 4BA 1/4, 2BA 1/6 per 3 doz.

A SELECTION FROM OUR HUGE STOCK OF SCREWS

PRICES PER HALF-GROSS.

ABBREVIATIONS: Heads. CH. Cheese. RH. Round. CS. Counter-sunk. NP. Nickel Plated. CP. Cadmium Pl. SC. Self-colour.

| 6BA | | BRASS | | | STEEL | | |
|------|------------|-----------|-----------|------|-----------|------|-----------|
| 1/8" | CH NP 1/6 | RH NP 1/5 | CH NP 1/- | 1/8" | CH NP 1/- | 1/8" | CH NP 1/- |
| 1/8" | " " 1/6 | " " 1/6 | " " 1/- | 1/8" | CH NP 1/- | 1/8" | CH NP 1/- |
| 1/8" | " " 1/7 | " " 1/7 | " " 1/- | 1/8" | CH NP 1/- | 1/8" | CH NP 1/- |
| 1/8" | " " 1/9 | " " 1/9 | " " 1/2 | 1/8" | CH NP 1/- | 1/8" | CH NP 1/- |
| 1/8" | " " 1/10 | " " 1/11 | " " 1/1 | 1/8" | CH NP 1/- | 1/8" | CH NP 1/- |
| 1/8" | " " 1/11 | " " 2/- | " " 1/2 | 1/8" | CH NP 1/- | 1/8" | CH NP 1/- |
| 1/8" | " " 2/- | SC 2/1 | " " 1/2 | 1/8" | CH NP 1/- | 1/8" | CH NP 1/- |
| 1/8" | SC 1/11 | NP 2/3 | " " 1/4 | 1/8" | CH NP 1/- | 1/8" | CH NP 1/- |
| 1/8" | NP 2/1 | CS 1/4 | " " 1/5 | 1/8" | CH NP 1/- | 1/8" | CH NP 1/- |
| 1/8" | " " 2/3 | NP 1/6 | " " 1/5 | 1/8" | CH NP 1/- | 1/8" | CH NP 1/- |
| 1/8" | " " 2/6 | " " 1/7 | " " 1/7 | 1/8" | CH NP 1/- | 1/8" | CH NP 1/- |
| 1/8" | Inst/H 1/9 | " " 1/8 | " " 1/9 | 1/8" | CH NP 1/- | 1/8" | CH NP 1/- |
| 1/8" | NP 1/9 | " " 1/9 | " " 2/6 | 1/8" | CH NP 1/- | 1/8" | CH NP 1/- |
| 1/8" | CS 2/- | " " 1/10 | " " 2/9 | 1/8" | CH NP 1/- | 1/8" | CH NP 1/- |

| 4BA | | BRASS | | | STEEL | | |
|------|-----------|------------|-----------|------|-----------|------|-----------|
| 1/4" | CH NP 2/- | RH NP 1/10 | CH NP 1/2 | 1/4" | CH NP 1/2 | 1/4" | CH NP 1/2 |
| 1/4" | " " 2/1 | " " 2/3 | " " 1/3 | 1/4" | CH NP 1/2 | 1/4" | CH NP 1/2 |
| 1/4" | " " 2/1 | " " 2/9 | " " 1/4 | 1/4" | CH NP 1/2 | 1/4" | CH NP 1/2 |
| 1/4" | " " 2/2 | " " 3/- | " " 1/2 | 1/4" | CH NP 1/2 | 1/4" | CH NP 1/2 |
| 1/4" | " " 2/6 | CS 1/8 | " " 1/4 | 1/4" | CH NP 1/2 | 1/4" | CH NP 1/2 |
| 1/4" | " " 3/3 | " " 2/- | " " 1/4 | 1/4" | CH NP 1/2 | 1/4" | CH NP 1/2 |
| 1/4" | Hex/H 2/6 | " " 2/3 | " " 1/6 | 1/4" | CH NP 1/2 | 1/4" | CH NP 1/2 |
| 1/4" | " " 3/6 | " " 2/10 | " " 1/9 | 1/4" | CH NP 1/2 | 1/4" | CH NP 1/2 |

| 8BA | | BRASS | | | STEEL | | |
|------|-----------|-----------|-----------|------|-----------|------|-----------|
| 3/8" | CH NP 2/- | CH SC 2/- | CH CP 2/- | 3/8" | CH NP 2/- | 3/8" | CH NP 2/- |
| 3/8" | " " 2/6 | RH NP 2/2 | " " 2/- | 3/8" | CH NP 2/- | 3/8" | CH NP 2/- |
| 3/8" | CS 1/8 | " " 2/6 | " " 2/2 | 3/8" | CH NP 2/- | 3/8" | CH NP 2/- |
| 3/8" | " " 2/3 | " " 2/9 | " " 2/2 | 3/8" | CH NP 2/- | 3/8" | CH NP 2/- |
| 3/8" | " " 1/9 | Hex 2/9 | CH NP 2/3 | 3/8" | CH NP 2/- | 3/8" | CH NP 2/- |
| 3/8" | " " 2/6 | " " 2/10 | RH CP 2/3 | 3/8" | CH NP 2/- | 3/8" | CH NP 2/- |

ALL ABOVE POSTAGE EXTRA.

G.E.C. & B.T.H. GERMANIUM CRYSTAL DIODES

G.E.C. GLASS TYPE 1/8 in. — 1/16 in.

B.T.H. LATEST TYPE MOULDED IN PLASTIC

Both Wire Ends for Easy Fixing. 4/6 each, postage 2 1/2d.

B.T.H. SILICON CRYSTAL VALVE

3/6 each, postage 2 1/2d. Fixing Brackets 3d. Extra.

Wiring instructions for a cheap, simple but high quality Crystal Set included with each Diode and Crystal Valve.

Large stocks of Copper and RESISTANCE WIRES; Paxolin type TUBING; Laminated Bakelite and Ebonite PANELS; TUFNOL and EBONITE TUBES and ROD; ERIE and DUBILIER RESISTORS; GERMANIUM and SILICON DIODES.

POST ORDERS ONLY PLEASE.

Send stamp for comprehensive lists. Trade supplied


POST RADIO SUPPLIES
33, BOURNE GARDENS,
LONDON, E.4

PRATTS RADIO

1070 Harrow Road, London, N.W.10

Tel.: LADbroke 1734.

(Nr. Scrubs Lane)



AMPLIFIERS. — College General Purpose Units. MODEL AC10E (as illustrated) 10 watt, 4 valve unit. Neg. feedback. SEPARATE mike stage and SEPARATE mike and gram inputs. 2 faders and tone control. Input volts, mike .003, gram .35 v. £10.7.6. MODEL AC13F 6 valve unit with 12 P. output of 18! watts. SEPARATE mike stage and SEPARATE mike and gram inputs. 2 faders and tone control. Feedback over 3 stages. Input volts mike .003. gram .3 v. £15.5.0.

MODEL AC32E. — Spec. as AC18E, but with a larger output stage of 32 watts. £18.18.0. MODEL 1.10E. — D.C. A.C. mains. P.P. output of 10 watts. Spec. as AC18E. £12.19.6. All above amplifiers are COMPLETE with metal case, chrome handles, and outputs to match 3, 8 or 15 ohm speakers. All A.C. models have H.T. and L.T. output sockets for tuning units, etc.

QUALITY AMPLIFIER CHASSIS FOR RECORDS, ETC. — MODEL Q9C 6 valve unit with bass and treble controls. Inputs for radio L.P. standard records. Output impeded to choice. This amplifier uses a Williamson 18 section output transformer. Output of 9 watts. Adjustable negative feedback, £13.19.6. MODEL Q4C 4 valve unit similar to Q9C. Output 4 watts, £9.15.0.

FULL RANGE OF PLAYERS, MICROPHONES, PICK-UPS SPEAKERS AVAILABLE.

COLLEGE TRANSFORMERS, etc. — Filament, 6 v. 2 a., 6/9; 6 v. 3 a., 8/6; 12 v. 11 a., 8/6. Charging 0-9-15 v. 3 a., 15/-; 0-9-15-24 v. 2! a., 18/6. Mains 2 x 350 v. 80 m.a. 0-4-5 v., 0-4-6 v.; 2 x 250 v. ditto 2 x 275 ditto, all 17/6 each. 2 x 450 v. 250 m.a. 6 v., 5 v., 49/6 (wt. 10! lbs.). High Quality Output Transformers, CA1 10,000 to 3.8. 15 ohms. (P. P. 6V6, 6F6, etc.). 20 watt rating. Wt. 4! lbs., 18/6. CA2, 6,600 to 3.8. 15 ohms. 50 watt rating (P. P. 6L6). Wt. 5! lbs., 27/6. Williamson. Exact to spec. 1.6 or 3.8 ohm types. 75/6.

CHOKES. — 80 m.a. 20 hy., 5/9; 60 m.a. 10 hy., 4/9; 100 m.a. 10 hy., 6/9; 150 m.a., 20 hy., 17/6; 250 m.a. 20 hy., 19/6. All goods are brand new, no surplus used. Amplifiers are carriage paid. Transformers, etc., postage up to 10/-, 6d.; £1. 1/-; above £2 (free. Stamp for lists. State interest.



can help your career through personal postal tuition

- in any of these subjects:
- Accountancy Exams. ★ Aircraft Eng. & Radio ★ Architecture ★
 - Accounting ★ Book-keeping ★ Building ★ Carpentry ★ Chemistry ★
 - Civil Service ★ Commercial Art ★ Commercial Arithmetic ★
 - Company Law ★ Costing ★ Draughtsmanship ★ Electric Wiring ★
 - Engineering (Civil) ★ Electrical ★ Mechanical ★ Motor ★ Steam ★
 - Structural ★ Jigs, Tools & Fixtures ★ Journalism ★ Locomotive Eng. ★
 - Languages ★ Mathematics ★ Mining ★ Modern Business Methods ★
 - Plumbing ★ Police ★ Press Tool Work ★ Quantity Surveying ★
 - Radio ★ Salesmanship ★ Secretarial Exams. ★ Shorthand ★
 - Surveying ★ Telecommunications ★ Television ★ Textiles ★
 - Works Management ★ Workshop Practice

and GENERAL CERTIFICATE OF EDUCATION SUCCESS WILL BE YOURS

As a Bennett College Student your own Personal Tutor will coach you until you qualify, at your pace, with no time wasted. You will learn quickly, easily.

SEND TODAY FOR A FREE PROSPECTUS

TO THE BENNETT COLLEGE (DEPT. J.104), SHEFFIELD

Please send me your prospectus on..... (Subject)

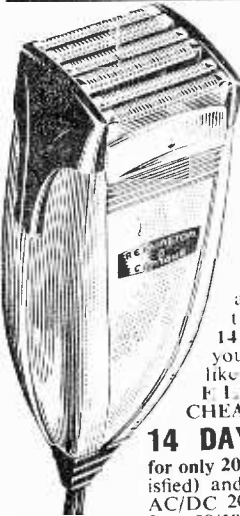
NAME

ADDRESS

.....AGE (IF UNDER 21).....

PLEASE WRITE IN BLOCK LETTERS

14 FREE SHAVES



WITH THE AMAZING
NEW SUPER
REMINGTON
Contour 6
ELECTRIC SHAVER

WILL CONVINCING YOU that it really does give a better and far quicker shave than any other method. We are so convinced you will agree that we will gladly send this splendid shaver on 14 days' free trial. Once tried you will agree there is nothing like it. **DO NOT JUDGE ELECTRIC SHAVING BY CHEAPER MAKES.**

14 DAYS' FREE TRIAL

for only 20/- deposit (returnable if not satisfied) and 8 monthly payments of 20/- AC/DC 200/250 volts. Cash £8/10/0.

Other voltages available.

BRAND NEW, in superb silk-lined presentation case, post paid. Prompt delivery guaranteed.

Brochure **FREE**, from the Electric Shaver Specialists :-

The L.R. SUPPLY Co. Ltd.,
53, BALCOMBE, SUSSEX (Est. 1925)



GEE BROS. (RADIO) LTD.,

COMPONENT PART SPECIALISTS

RI132A RECEIVERS. In perfect condition. 59/6, p.p. 10/-.

EXIDE HYDROMETERS, New and boxed. 7/6, p.p. 1/-.

EXTENSION SPEAKER IN METAL CABINET. 6½". Goodman's Heavy magnet, ideal for P.A. Work. 23/6, p.p. 1/6.

AMPLIFIER TYPE 3582. Brand new, containing 45 M/c Pye Strip, ideal for T.V., limited number only. £5, p.p. 2/6.

THE NEW SOLON INSTRUMENT MODEL ELECTRIC SOLDERING IRON. Weight 3½ ozs. Length 9in. Suitable for 220/240v. 25 watts. Only 19/8, p.p. 1/-.

ALUMINIUM SHEET, UNDRILLED. 16 S.W.G. 4/- per sq. ft. 12in. x 12in., (p.p. 9d.); 24in. x 12in. (p.p. 1/-); 24in. x 24in., 24in. x 36in. (p.p. 2/6).

VALVES, NEW AND UNUSED. 6V6GT, 12A6, 6C4, 1626, 6F8G, 5Y3GT, 6K7G, 15B6, 12SK7, 2X2, 12Sj7, VU111, 6SK7, 6B8, VT501, (EK32-VR57), VU39, VT52, VR55, VR53, VR56. Any one at 8/6 each. 5% in lots of 6., 10% lots of 12. Carriage paid.

Address :

15, LITTLE NEWPORT ST., LONDON, W.C.2.

'Phones : GERrard 6794/1453.

THE MODERN BOOK CO.

BRITAIN'S LARGEST STOCKISTS

of English & American Technical Books

A SELECTION FROM NEWNES LIST

RADIO ENGINEERS SERVICING MANUAL
Invaluable to all who are engaged on servicing of radio equipment. 768 pages. 713 illustrations. Edited by E. MOLLOY. 42/-. 1/- postage.

ELEMENTARY TELECOMMUNICATIONS EXAMINATION GUIDE

The first book of its kind to cover the two main subjects, comprising the City and Guilds of London Institute—1st year course. By W. T. PERKINS. 17/6. 6d. postage.

PRACTICAL WIRELESS ENCYCLOPAEDIA
Standard work—Up-to-date and Convenient reference for students—radio engineers. By F. J. CAMM. 372 pages. 554 illustr. 21/-. 1/- postage.

RADIO ENGINEERS POCKET BOOK SHORT-WAVE MANUAL

An authoritative book to meet all requirements of students, circuit designers. By F. J. CAMM. 5/-. 4d. postage. Complete work on the subject deals thoroughly with the design of apparatus. By F. J. CAMM. 6/-. 6d. postage.

PRINCIPLES AND PRACTICE OF RADAR
Deals with the fundamental principles of the essential units, including the Magnetron, Transmitting, Aerial Systems. By H. E. PENROSE & BOULDING. 42/-. 1/- postage.

SMALL MOTORS & TRANSFORMERS **EVERYMAN'S WIRELESS BOOK**
Design and construction. A practical up-to-date work. 120 illustr. and useful tables. General Principles of Receivers, Testing, Equipment Troubles, improving Reproduction. By F. J. CAMM. 12/6. 6d. postage.

WRITE OR CALL FOR COMPLETE LIST

Dept. 9—19/23 PRAED ST. LONDON, W.2.

Open all day Saturday. 'Phone : PADddington 4185
Nearest station, Edgware Road. 10 minutes from Earls Court.

Our Sincere Greetings NOT ONLY TO "PRACTICAL WIRELESS" BUT ALSO TO ALL RADIO CONSTRUCTORS WHOSE TECHNICAL SKILL AND RESOURCEFULNESS HAVE HELPED TO MAKE RADIO THE GREAT INDUSTRY THAT IT IS TODAY



FOR THIS GREAT EVENT WE HAVE SAVED THE INTRODUCTION OF OUR LATEST HIGH STANDARD LOW PRICED INSTRUMENT WHICH WE KNOW WILL BECOME A PRIZED POSSESSION IN EVERY CONSTRUCTOR'S SHACK.

MODULATED TEST OSCILLATOR MTO.I

- ★ Provides a modulated signal suitable for I.F. alignment also trimming and tracking R.F. circuits.
- ★ Frequency is continuously variable from 170-475 Kc/s and 550-1,600 Kc/s.
- ★ Operates from a single 9 volt grid bias battery which is housed within the unit.

Priced £3 : 15 : 0 obtainable from all reputable stockists or in the case of difficulty direct from works. Send for our General Catalogue (9d. post free).

DENCO (CLACTON) LTD., 357/9 OLD ROAD, CLACTON-ON-SEA, ESSEX.

A First Course in Wireless

By "Decibel"

Third Edition

This is one of the most popular books ever written on wireless for the beginner. The new edition takes into account the latest developments in radio, radar and television, but the essential character of the book is retained, and fundamental principles are as carefully explained as ever. With 93 illustrations. 12/6 net.

"In clearness and simplicity this book marks an advance in elementary radio literature and forms an excellent introduction to more technical books on the subject."—*Technical Journal*.

Pitman

Parker Street, Kingsway, London, W.C.2

- T/V TECHNOLOGY
- RADIO ENGINEERING
- ELECTRONICS
- RADIO SERVICING

There's a big future in T/V and Radio. Act now! Increase your knowledge. Back up experience with a sound theoretical background. I.C.S. offer courses of instruction in—

T/V TECHNOLOGY
ADVANCED SHORT-WAVE RADIO
RADIO ENGINEERING
RADIO SERVICE ENGINEERING
RADAR
ELEMENTARY ELECTRONICS

I.C.S. will also coach you for the following examinations:—

B.I.R.E.; P.M.G. Certificate for Wireless Operators; Radio Servicing Certificate (R.T.E.B.); C & G. Telecommunications, etc., etc.

DON'T DELAY—WRITE TO-DAY for free descriptive booklet, stating which subject or examination interests you. Fees include all books needed. Examination students coached until successful. Reduced terms for H.M. Forces.

Dept. 170D, I.C.S., 71, Kingsway, W.C.2.

INTERNATIONAL CORRESPONDENCE SCHOOLS,
(Dept. 170D), International Buildings, Kingsway,
London, W.C.2.

Please send booklet on.....

Name..... Age.....

(Block letters, please)

Address



COMMUNICATIONS RECEIVER R.1155. The famous "A. Bomber Command Receiver known the world over to be supreme in its class. Covers 5-wave ranges 18.5-7.5 mc/s, 7.5-3.0 mc/s, 1,500-600 kc/s, 500-200 kc/s, 200-75 kc/s, and is easily and simply adapted for normal mains use. Full details being supplied. Aerial tested before despatch these are BRAND NEW AND UNUSED IN MAKERS' ORIGINAL TRANSIT CASES. ONLY £11/19/6.

A few used receivers, also tested working before despatch, are available at £7/19/6. A few of the R-1155 N model can also be supplied. This is the latest version which covers the Trawler Bands, and in addition is fitted with ultra slow motion tuning. Used, but tested working before despatch. ONLY £17/19/6.

A factory made Power Pack, Output Stage and Speaker contained in a black crackled cabinet to match the receiver, can be supplied at ONLY £5/10/0. Operates receiver immediately.

DEDUCT 10/- IF PURCHASING RECEIVER & POWER PACK TOGETHER. Please add carriage costs of 10/6 for Receiver, and 5/- for Power Pack.

V.I.F. RECEIVER R.1132A. Covers 100-124 mc/s with variable tuning. Complete with all valves, and in BRAND NEW condition. ONLY 45/- (carriage, etc., 7/6).

POWER PACK TYPE 3. Used by the Services with the above receiver. A standard 19in. rack mounting job to match the receiver, this is for 200,250 v. 50 cycle mains with output of 250 v. D.C. 100 ma. and 6.3 v. 4 amps. Is fitted with H.T. current meter and voltmeter, and is a really superb unit, which can be used for a variety of sets. Tested working before despatch. ONLY 90/- (carriage, etc., 5/-).

RECEIVER 25 73. Part of the TR.1196. Covers 4.3-6.7 mc/s, and makes an ideal

basis for an All Wave Superhet, full modification data being supplied. Complete with valves, 2 each EF36 and EF39, and 1 each EK32 and EBC33. ONLY £22/6 (postage, etc., 2/6).

INDICATOR UNIT, TYPE 95. Exactly the same as the Type 62, but for 50 cycle operation. Built on a two-deck chassis. It contains VCR97 Tube with mu-metal screen, 16 valves SP61, 2 of EB34 and 4 of EA50, also shoals of components. In new condition. A snip at ONLY 59/6 (carriage, etc., 7/6).

AVO MODEL 40 UNIVERSAL TEST METERS. Have had some use but every meter has been thoroughly checked and tested, and is GUARANTEED IN PERFECT WORKING ORDER. An ideal opportunity to acquire a first grade tester at low cost. ONLY £9/19/6.

RECEIVERS R1355. as specified for "Inexpensive Television." Complete with 8 valves SP61, and 1 each 5U4G and VU 120 or VU 111. Used, good condition, ONLY 29/6 (carriage, etc., 5/6).

AMERICAN DYNAMOTORS. Input 12.7 v. 2.7 amps. Output 255 v. 60 ma. ONLY 29/6.

BLOWER MOTORS. 12 v. and 24 v. types available. ONLY 17/6 each.

R.F. UNITS TYPE 26 & 27. The very popular variable tuning units, which use 2 valves EF54 and 1 EC52. Type 26 covers 65-50 mc/s (5-6 metres), and Type 27 covers 85-45 mc/s (3.5-5 metres). BRAND NEW IN MAKERS' CARTONS. ONLY 59/6.

VIBRATOR UNITS, 2-VOLT TYPE. American made, delivers 67 volts at 4.7 mA, 130 volts at 20 mA., and 1.4 v. L.T. Easily adapted for use with any battery receiver. Full details being supplied. ONLY 50/- (postage 2/-).

6-VOLT TYPE, made by the National Co. of America for use with HRO Communications Receivers, supplying 165 volts at 85 mA., fully smoothed D.C. Complete with vibrator and 6X5 rectifier in black crackle cabinet, size 7in.x 7in.x 5in. ONLY 39/6.

208 AMPLIFIER. Ideal for conversion into a high gain TV pre-amp. Complete with 2 valves EF50. ONLY 15/- (postage, etc., 1/6).

TRANSFORMERS. Manufactured to our specification and fully guaranteed. Upright mounting, fully shrouded, normal primaries.

| | | | | | | |
|---------------|---------|-------|------|----------|------|------|
| 425v.-0.425v. | 200 ma. | 6.3v. | 4 a. | 6.3v. | 4 a. | 50- |
| 5v. 3 a. | ... | 6.3v. | 6 a. | 6.3v. | 3 a. | 50- |
| 350v.-0.350v. | 160 ma. | 6.3v. | 6 a. | 6.3v. | 3 a. | 42 6 |
| 250v.-0.250v. | 100 ma. | 5.3v. | 6 a. | 5v. 3 a. | 32 6 | |
| 350v.-0.350v. | 150 ma. | 6.3v. | 5 a. | 5v. 3 a. | 32 6 | |

Please add 2/- per transformer postage.

TRANSFORMERS E.H.T. Upright mounting.

E.H.T. for VCR97 Tube. 2,500v. 5 mA.
2v.-0.2v. 1 a. 2v.-0.2v. 2 a. ... 37 6
E.H.T. 5,500v. 5 mA., 2v. 1 a. 2v. 1 a. ... 72 6
E.H.T. 7,000v. 5 mA., 4v. 1 a. ... 82 6
Please add 2/- per transformer postage.

6in. MAGNIFYING LENS FOR VCR97 TUBE. First grade oil filled. ONLY 25/- (postage, etc., 2/-).

TELESCOPIC AERIAL. Pulls out of metal tube. 15in. long to 73in. BRAND NEW. ONLY 7/6 (post 10d.).

GERMANIUM CRYSTAL DIODES 4B. GANGED POTENTIOMETERS. Double 50 K. and Double 1 Meg., 7/6 ea.

CERAMIC 2-WAY 3-BANK SWITCHES. 7/6 ea.

Cash with order, please, and print name and address clearly. Amounts given for carriage refer to inland only.

138 Gray's Inn Road, London, W.C.1

U.E.I. CORPORATION,

(Phone: LTERminus 7937) (Open until 1 p.m. Saturdays. We are 2 mins. from High Holborn (Chancery Lane Station) and 5 mins. by Bus from King's Cross.)

THE HAM'S SHOP

Definitely The Cheapest Radio, Television and Electrical Shop in Great Britain.
58, KING STREET, BELFAST.

RECEIVERS.—R208, 10, 20 and 40 metres, £12 10/-, 1132A, new, £3 15/-, HRO, complete, £22 10/-, HRO, one without power unit, £16 10/-, CR300, complete with power pack, £22 10/-, RAARR 2, 200 Mc/s, £4 10/-, AR 77, less cabinet, £17 10/-.

TRANSMITTERS.—Type 36, complete with power unit and amplifier, £20. B2, £8 10/- (less power pack). Transceiver, Type 38, £4 10/-.

AMPLIFIERS.—12 v., loud hollers, complete with valves, £4 10/-.

INDICATOR UNITS.—No. 62, £4 10/-, Type 6A, £3 10/- (with valves and VR97 tube). Type 6, chassis only, less valves, 25/-.

CHASSIS.—Type 3132R, £2. Type RT7APN1, in fair condition, 30/-.

REV. COUNTERS. 1/6 each.

CRYSTAL MONITORS. 6/6 each.

7 lb. Parcels of RADIO COMPONENTS. 10/- each.

AVO VALVE TESTERS.—£10.

METERS.—E.H.T., 5 kv., made by E.I.C., £2 5/- (electrostatic). Milliamm, from 10/-, Volt, from 10/-, Amp, from 10/-, AC/DC 300v., 20/- each.

MAINS TRANSFORMERS.—21/-.

C.R.T. TUBES.—5CP1, 25/- new (in original carton). VR97, no cut off, 35/-.

MAINS A.C. BLOWERS.—Motors, £2. 24 v., geared, 17/6.

CO-AX. CABLE.—10d. per yd.

FOCUS MAGNETS.—PM, 12/6. Electro magnetic, 16/-.

All sizes of volume controls, 2/6 (with switch) 4/-.

All sizes condenser, from 6d. (wors. 2/-). 1 condensers, 4 kv. 4/6. 6 mfd. 2,000 volt, 4/-, 12 and 24 volt cut-outs, 5/-, 500 v. Megger, requires power unit or battery, from 0 to 600 megohms, £10 (metal cabinets and chassis made to order).

RECORDING WIRE.—10/8 per reel.

CHOKES.—120 ma., 10 H., 6/- each. Aladdin formers, with core, 6d. each. All sizes condensers, from 6d. Crystall diodes, 3/- each. Systoff, 2/- per doz. (cannot be repeated). Resistors from 6d. Test oscillators for TV, £4 10/-, Metal boxes, 5j x 2j x 2, 1.6 each, or 15/- doz.

Plugs and sockets, 7-way, 2/- each. Metal rect., 250 v. 120 ma. 5/6. Speaker gauze, 1/6 per sq. foot. Chassis with components, 6/- each. Thousands of receiving and transmitting valves, American, German and British—Price on application. 10in. Rubber Masks for T.V., 4/-.

RECTIFIERS.—6 v 5 amp, 12/6.

MANUFACTURERS PLEASE NOTE.—We are open to buy all redundant stocks. PLEASE SEND US YOUR LISTS. Packing and Carriage Extra. Deliveries within 14 days. Please enclose S.A.E. with enquiries. Thousands of Bargains. Always at your service.



VALVES by return:

| | | | | | | | | | |
|-------|------|-------|------|-------|------|---------|------|----------|------|
| OZ4 | 6/6 | 6BE6 | 8/6 | 6X4 | 8/8 | 5DL6gt | 10/- | HL2 | 3/6 |
| 1A5gt | 7/6 | 6BA6 | 8/8 | 6X5gt | 7/6 | 7/6 | 12/6 | KT24 | 5/6 |
| LLD5 | 6/6 | 6C5g | 6/7 | 7/6 | 6/7 | 6/7 | 7/6 | KT44 | 9/6 |
| ILN5 | 6/6 | 6CD6 | 10/6 | 7D9 | 8/- | 8/- | 7/6 | KT63 | 8/6 |
| IR5 | 8/6 | 6CH6 | 9/- | 7Q7 | 7/6 | 21SSG | 5/- | KT90 | 10/6 |
| 1R4 | 8/6 | 6F6 | 8/6 | 8D2 | 3/- | 14G2A | 7/6 | KTZ31 | 7/6 |
| IS5 | 8/6 | 6G6 | 7/6 | 9D2 | 3/- | 6E7 | 12/6 | KTW61 | 7/6 |
| IT4 | 8/6 | 6H6 | 3/6 | 10F9 | 7/6 | 6E6 | 3/6 | N78 | 10/6 |
| 1K25 | 4/6 | 6J5 | 6/8 | 12A17 | 10/6 | 16Z4 | 4/- | P61 | 3/- |
| 2C25 | 5/- | 6J8 | 10/6 | 12BA6 | 8/6 | 16Z2 | 7/6 | PEN46 | 8/- |
| 2C34 | 4/6 | 6J7 | 9/- | 12BB6 | 8/6 | 3A95 | 5/- | PEN220A. | 5/6 |
| 2V3g | 3/6 | 6K6 | 7/6 | 12C8 | 8/6 | 3J | 2/6 | | |
| 3D6 | 2/3 | 6K7gt | 6/6 | 12D5 | 5/6 | EH18 | 3/- | QF21 | 7/6 |
| 354 | 8/6 | 6K7E | 6/6 | 12K7 | 12/6 | EA50 | 3/6 | RK34 | 3/6 |
| 4D1 | 9/- | 6K8 | 10/6 | 12SA7 | 8/6 | 3 for 5 | 5/- | S130 | 5/6 |
| 5H4K | 12/6 | 6K8m | 10/6 | 12SC7 | 6/6 | EB91 | 9/6 | SF41 | 3/- |
| 5U4g | 9/- | 6L6g | 10/6 | 12SG7 | 5/- | ECC32 | 9/6 | SP1 | 3/6 |
| 5Y3 | 10/- | 6Q7 | 10/6 | 12SH7 | 5/- | | 10/8 | VR115 | 3/6 |
| 5Z4 | 10/- | 6SA7 | 9/6 | 12S17 | 5/- | EF36 | 6/- | VR9A | 3/6 |
| 6AB7 | 6/6 | 6SH7 | 6/- | 12SK7 | 8/- | EF39 | 6/6 | | 10/6 |
| 6AC7 | 10/- | 6SL7 | 11/6 | 12SQ7 | 9/6 | EF50 | 5/6 | VU11 | 3/6 |
| 6AT6 | 8/6 | 6SN7 | 10/6 | 12Y4 | 7/6 | EF54 | 5/6 | VU120A | 3/6 |
| 6AL5 | 8/6 | 6SQ7 | 7/6 | 15D2 | 4/- | EF91 | 10/8 | VU133 | 3/6 |
| 6B7 | 9/- | 6SS7 | 7/6 | 25L6 | 8/6 | EL32 | 8/6 | U21 | 6/6 |
| 6B9 | 7/6 | 6V8g | 9/- | 35L6 | 10/- | EL35 | 5/- | U27 | 6/6 |
| 6BW6 | 8/6 | 6U5 | 8/6 | 39V4 | 5/- | EL91 | 8/6 | W11 | 6/6 |

Please include small amount for postage.

The Ham's Shop with the helping hand—Tom Gamble (G3DBL)

NORMAN H. FIELD (Dept. B9), 68, Hurst Street, B'ham. 5.

HENRY'S

EXCEPTIONAL VALVE OFFER

Ten EF50 (Ex. Brand New Units). 6/- each 55/- Set
 6K8G, 6K7G, 6Q7G, 5Z4G, 6V8G (or KT61) 42/6 ..
 1R5, 1S5, 1T4, 1S4 or 3S4 or 3V4) 32/6 ..
 TP25, HL23, DD, VP23, PEN23 or QP25) 27/6 ..
 6K8G, 6K7G, 6Q7G, 25A6G, 25Z3 or 25Z6G 42/6 ..
 12K8GT, 12K7GT, 12S07GT, 35Z4GT, 35L6GT, or 50L6GT 42/6 ..
 12SA7GT, 12SK7GT, 12S07GT, 35Z4GT, 35L6GT, or
 30L6GT 42/6 ..
 Complete set of specified valves for "P.W." Personal TV
 5 6AM8, 2 6AK5, 1 6J6, 1 6C4, 1 EA50, and 3BP1 C.R. Tube with
 base. £5 12/6.
 PX25, KT33C, KT66, GU50, 12 6, each (PX25's Matched Pairs
 25/- pair). OK510AX sub-min. valve, 7/6. Brand new.

"Weymouth Super het 3-Wave Band Coil Packs."

Short, Med. and Long with Gram. Switch.
 Brand New Miniature type complete with circuit. 19/6d.
 P.P. 1/6; absolute bargain.

INDICATOR UNIT TYPE 182A. This unit contains VCR517
 Cathode Ray 6in. Tube, complete with Mu-Metal screen, 3 EF50
 4 SP61 and 1 5U4G valves, 9 wire-wound volume controls and quantity
 of Resistors and Condensers. Suitable either for basis of
 Television (full picture guaranteed) or Oscilloscope. Offered
 BRAND NEW (less relay) in original packing case at 79/6d. Plus
 7/6 carr.

25 73 TR1196 RECEIVER

This unit is complete with 6 valves, 2 EF36, 2 EF39, 1 EK32,
 1 EBC33 and 465 kc i.f.t.s, in new condition. Circuit and
 conversion data supplied. 39/6.

6-WATT AMPLIFIER (ex-Admiralty)

By Parmeko and Sound Sales. PX25, 2 AC HL, MU14, A.C.
 100 350v. Complete in steel grey amplifier case £12 10/0.
 Call for demonstration.

VCR 517C Blue and White 6in. Tube.

This Tube replaces the VCR97 and VCR517 without alteration
 and gives a full Blue and White picture.
 Brand new in original crates. 45/-, plus 2/- carr.

VCR139A (ACR10), 2 1/2in. C.R. Tube, brand new and boxed, 35/-,
 P.P. 1/6.

CATHODE RAY TUBES :

VCR97. Guaranteed full picture, 40/- carr. 2/-
 VCR517. Guaranteed full picture with mu-metal screen, 40/-
 carr. 2/-

3BP1. Suitable for scopes and Tel. 25/-, carr. 3/-
 MU-METAL SCREEN for VCR97 or 517. 10/-

9in. Escutocheon. Brown bakelite with glass and mask for 9in.
 Tube. 7/6 complete.
 Clearax Enlarging Lens for VCR97 or 517C. 17/6, P.P. 1/6.


PYE 45 Mc/s STRIP. TYPE 3583.

Units. Size 15in. x 8in. x 2in. Complete with 45 mc/s. Pye
 Strip, 12 valves, 10 EF50, 1 EB34 and 1 EA50, volume controls
 and hosts of Resistors and Condensers. Sound and vision
 can be incorporated on this chassis with minimum space.
 New condition. Modification data supplied. Price £5,
 carriage paid.

* SEND POSTAGE FOR NEW 1953 COMPREHENSIVE 20-PAGE CATALOGUE : OVER 20,000 B.V.A. and EX. GOVT. VALVES IN STOCK.
 Open Mon.-Sat. 9-6.0. Thurs. 1 p.m.

5, HARROW ROAD, PADDINGTON, LONDON, W.2.

TEL : PADDINGTON 1009/9, 0401



NEW! RADIO, TELEVISION AND ELECTRONICS

LEARN THE PRACTICAL WAY

Instruction and equipment



Here at last is the only *real* way of making home study really successful. Specially prepared equipment, which remains your property, is supplied thus combining theory and practice in the correct educational sequence. Whether your need be for career, hobby or general interest, here is the most efficient method for acquiring knowledge.

CUT THIS COUPON TODAY

Please send me your FREE book on Practical Courses.
 To: E.M.I. INSTITUTES, Dept. 32X
 43 Grove Park Road, Chiswick, W.4.

NAME

ADDRESS

We will not worry you with personal visits.

Practical courses
 in many other
 subjects including:
 Draughtsmanship.
 Carpentry. Chemistry.
 Photography.
 Commercial Art.

EMI INSTITUTES

the only Postal College
 which is part of a world-wide
 Industrial Organisation.

BARTON'S (Radio)

Telephone: MEAdway 1736

(Dept. P.W.) 34 - MONTPELIER RISE - LONDON - N.W.11
 TERMS OF BUSINESS: CASH WITH ORDER OR C.O.D. (POST ITEMS ONLY);
 all orders for small items totalling over £2 post free, unless otherwise stated.

LOUDSPEAKER CABINETS



cabinet size 10in. plus 1/6 pkg. carr.

LOUDSPEAKERS (Suitable for above). PLESSEY 6in. dia. 3 ohms imped., 12/6. Plus 1/6 P. PLESSEY 8in. dia. 3 ohms imped., 13/6. Plus 1/6 P.

LOUDSPEAKERS (3 ohms impedance). ELAC 5in. dia., 13/6; 10in. dia., 22/6. Plus 1/6 P. TRUVOX 12in. dia., 59/6.

MAINS NOISE SUPPRESSOR KIT Consisting of 2 specially designed chokes and 3 condensers. Extremely effective, cuts out all mains noise. Can be assembled in existing receiver or separately as desired. Complete with **5/9** Plus 1/- circuit diagram. p.c.

Send 2d. stamp for FREE 28pp. List

LIMITED SUPPLIES ONLY
BUILT T.R.F. RECEIVER

This is a Built and Guaranteed 3 Valve plus metal rectifier T.R.F. Receiver housed in any of the cabinets described on the right. The radio is for operation on either A.C. or D.C. Mains 200/250 volts. Valve line up—9D2 (H.F.), 9D2 (Det.) and 12A6 (Output). Waveband coverage medium and long bands. The receiver will work anywhere without external aerial, giving good quality reception and ample volume. Plus Packing, Carriage and Insurance 3/6. Price **£6/19/6**

BUILD YOUR OWN RADIO



MIDGET T.R.F. KIT.

We are now able to offer this complete Kit at a greatly reduced price. The valve line up is 6K7 (H.F.), 6J7 (Det.) and 6V6 (Output). The dial is illuminated and when assembled the receiver presents a very attractive appearance. Coverage is for the medium and long wavebands. Operates on 200 250 volt A.C. Mains. Valves, 5in. moving coil speaker, cabinet, punched chassis and everything down to the last nut and bolt is supplied. The Kit is complete in every detail. The Kit can be supplied with a choice of any of three attractive cabinets size 12in. long, 5in. wide by 6in. high, as follows: Either Ivory or Brown Bakelite. Wooden, finished in Walnut. Complete and easy to follow point to point and circuit wiring diagrams supplied. Circuit diagrams available separately if required at 1/-. The **£5/15/0** complete kit supplied at plus packing, carriage and insurance, 2/6.



FILAMENT TRANSFORMERS 6.3v. 1 1/2 amp., 5/11; 6.3v. 3 amp., 8/11; 6.3v. (with 4v. and 2v. tapplings) 1 1/2 amp., 7/6. All plus 1/- p.p.

MINIATURE I.F. TRANSFORMERS —465 Kcs iron cored, permeability tuned. Dimens.: 2 1/2" high; 1" square, 8/11 pair.

G.E.C. CRYSTAL DIODES Wire-ended. 2/3 each; 25/- doz.

Bargain Offer! PLESSEY 3-Speed AUTO-CHANGER UNIT

This famous unit incorporates these special features:— Will play 10in. and 12in. records intermixed. Latest turn-over pick-up head with separate sapphire stylus for L.P. and Standard Recordings. Either head can be brought into use by simply turning a switch. Height above Base Board 5in. Below Base Board 2in. Overall dimensions of Board required 16in. x 12in. BRAND NEW in manufacturer's carton, complete with instructions. **£10/19/6** Limited quantity only available. Plus 5/- pkg. carr. ins. (Normal List Price £23/0/0)



The Latest GARRARD Type 72A 3-speed RECORD Auto-Changer


£12/19/6 Plus 5/- p.c. ins. A fortunate purchase enables us to offer this fine gram. unit at a ridiculously low price. The unit is designed for operation on A.C. mains and is supplied complete with dual purpose high fidelity Crystal pick-up head fitted with Sapphire Stylus for use on either L.P. or Standard Recordings. BRAND NEW in manufacturer's orig. carton. Fully Guaranteed.

BATTERY CHARGER KIT incorporates metal rectifier. Mains transformer for 200/250 A.C. To charge either 12, 6 or 2 volt batteries at 1 amp. Price 25/- plus 1/6 packing and carr.

YOUR ENQUIRIES WELCOME AND PROMPTLY ANSWERED FOR ALL RADIO AND TELEVISION COMPONENTS.

BE PREPARED! Save TIME and MONEY with these PROFESSIONAL AIDS.


Speed the job with this BLACK & DECKER 3/4 in. Electric Drill. **£2. 2s.** with **£1** monthly for 5 months
CASH PRICE, £6.5.0



Present-day service demands a high-resistance meter. The PULLIN "100" is 10,000Ω per volt and has resistance ranges reading up to 1,000,000Ω on internal batteries. 4in. meter in handsome diecast case.

£3. 17s. with order and **£1** monthly for 9 months.

CASH PRICE £11.11.0.



Full lists of other high grade equipment free on request.

EASY PAYMENT ORDER BLANK DATE.....
 To: Frith Radiocraft, Ltd., Leicester

No. of Pa'tmts

Please supply.....
 for which I enclose £ : : Deposit and agree to pay further monthly payments of £1 commencing on the first day of next month

P.W. Oct. 53. SIGNED (usual signature).....

NAME IN FULL (CAPITALS).....

ADDRESS.....

State if Householder If over 21 Occupation.....

Frith RADIOCRAFT Ltd. PHONE 58927
 69-71 CHURCH GATE-LEICESTER

BOOKS

I.P.R.E. TECHNICAL PUBLICATIONS: 5,500 Alignment Peaks for Super-heterodynes, 5/9, post free. Data for constructing TV Aerial Strength Meter. 7/6. Sample copy The Practical Radio Engineer, quarterly publication of the Institute, 2/-; membership and examination data 1/-; Secretary, I.P.R.E., 20, Fairfield Rd., London, N.8.

LATEST AMERICAN RADIOS.—New and novel miniature receivers, portables, all-wave receivers, 1 to 6 tube; Electronic equipment, etc. Build your own from available parts. Complete list of blue-prints and parts lists available, with full details, 3d. **AMERICAN PUBLISHERS,** Sedgford, Norfolk.

RADIO, T.V. Service Sheets, 2/3 p.p.; post only. "RATEL," 171, Norris Street, Preston.

BOOKLETS: "How to Use Ex-Gov. Lenses and Prisms," Nos. 1 and 2 price 2/6 ea. Ex-Gov. Optical lists free for s.a.e. **H. ENGLISH,** Rayleigh Rd., Hutton, Brentwood, Essex.

AMERICAN MAGAZINES.—One year Audio Engineering, 28/6; specimen copy, 3/-; High Fidelity, 43/-. Free booklet quoting others. **WILEN,** LTD. (Dept. 40), 101, Fleet Street, London, E.C.4.

NEW, "Radio Quarterly." No. 1 of our new 96-page magazine of particular interest to SWL's and all who wish to know more about Amateur Radio; first issue includes constructional articles on: Three-band HF/VHF Converter; A Frequency Meter and CW Oscillator; A Handy Absorption Wavemeter. Feature Articles: Short Waves and the Amateur; Tracing Television Troubles; Short-wave Broadcast Listening; The Amateur Transmitting Licence; Listings cover: Short Wave BC Stations; QSL Bureaux of the World; Country Prefix List; Radio Clubs and Societies; Pse QSL. Single copies 4/-, post free; annual subscription 12 issues 16/- from **SHORT WAVE MAGAZINE,** 55, Victoria Street, London, S.W.1.

RECEIVERS & COMPONENTS

5/- PARCEL Radio and TV Goods, guaranteed 3 times counter value. Special tone control choke, 10ma, SH. 3/6. **GARDENER,** 366, Moseley Rd., Birmingham, 12. Add Postage.

ORGAN KEYBOARDS, 3- octave, on solid base; 19 by 4in.; no key contacts; professional job; ebony and ivory finish; £4/15/- carriage paid G.B. Send now to **CIRCUITS & SUPPLIES,** 10, Duke St., Darlington, Co. Durham.

OSMOR for really efficient coils, coil-packs, and all radio components, as specified for many "Practical Wireless" circuits. See our advert. on page 565 of this issue for free circuit offer, or send 5d. stamp to address below. **OSMOR RADIO PRODUCTS, LTD.** (Dept. PC 9) Brough Hill, Croydon, Surrey. (Tel.: Croydon 5148/9.)

BOMBIGHT COMPUTER, MK14.A, 60/-; RF27, less dial, 25/-; PVC, 1,000yds., 35/-; Recorder Camera, 23/-; Power Units, No. 33B (24v.), 35/-; No. 320 (24v.), 17/6; 100 MicroA 3in. Meters, 35/-; 14.A, 5in. Meters, 16/-; Blowers, 24v. 12/6; 15 metre Responder, 50 cycle power pack, complete, 63/-; 4-valve Welfare MW batt. recr. 40/-; Hundreds other bargains. Above, carriage free; quantity reductions; free lists. **ANNAKIN,** 25, Ashfield Place, Otley, Yorks.

RATES: 5/- per line or part thereof, average five words to line, minimum 2 lines. Box No. 1—extra. Advertisements must be prepaid and addressed to Advertisement Manager, "Practical Wireless," Tower House, Southampton St., Strand, London, W.C.2.

EVERYTHING for radio constructors. Condensers, Coils, Valves, Resistors, etc. Send stamp for list. **SMITH,** 98, West End Road, Morecambe. Quick service.

VALVES

WINWOOD FOR VALUE.—New, boxed Valves: 4/- each, 6H6, D63, 12J5, 12SC7, HL41, ARP12, LP2; 7/6 each, 6V6, 6F6, 807, U22, EF39, 6U5; 9/6 each, 6K8, KT33c, 6SN7, 25A6, 25L6, 35L6. Crystal Diodes, 2/-. Metal Recs., RM1 4/-, RM2 4/6, RM3 5/3, RM4 15/9. Fil/trans., 6.3v. 1.5 amp. tapped at 2v and 4v. 6/9. Electrolytics, 8/450v 1/3, 16/450v 3/-. 32 x 32 450v 5/9. Special: Rola 3in. P.M., 2-3 ohms, 12/9. Rola 10in. W/tr., 27/6. Stamp list, **WINWOOD,** 13, Carnarvon Road, London, E.10. Mail only.

"VIEWMASTER" VALVES, exact to specification, guaranteed new and boxed, comprising 5 EF50, 1 6P25, 1 KT81, 1 EBC33, 1 EB91, 2 6K25, 1 6P25, set of 12 £6/2/6; with EF91 7/- extra (Post and insurance 2/-). 6AM6, EF91, 6P12, Z17, 8D3, 6C4, 7/7, W77, EF92, 6AM5, EL91, 12AX7, 17/9; any 8 for 56/-; EB91, 6AL5, HV2A, 6/9; 1.4v Miniatures, 1S5, 1R5, 1T4, 3S4, 3V4, 1L4, 3Q4, 3A4, 7/6; set of any 4, 27/6; 6V6G, 6F6G, KT63, V63, EF39, EBC33, EF50, 20D1, 7B7, 7C5, 7C6, 7H7, 7S7, 7Y4, 7/6; 524G, 5U4G, MU14, U22, U78, DH77, 6AT6, 12AT7, ECC81, 6X4, 6BA6, 6BE6, 6BW6, 636, EC91, Pen46, 6V6GT, PY82, 6F15, 6LD20, 6X5GT, 8/6; PZ30, GZ32, 6U4GT, DK32, 14GT, 17/6; N78, ECH35, CCH35, 15/-; 6P25, CL33, U25, 13/6; 6K25, U8U, U16, DF33, 1NSGT, 12/6; EA91, ECC91, 6A7, UBF80, 6F1, 12/-; PL81, PL82, PY81, X65, 10F9, 10LD11, 10C1, 10C2, 11/-; ECL80, EF80, EY51, PY80, 43, AZ31, CY31, 6K8GT, 12K8GT, EAF42, KT33C, 6C9, 10F1, 10P3, R10, 10/6; 25Z5, 25Z6GT, EBC41, EBC41, D135, IC5G, DAC32, IH5G, DL33, 3QS5, 19/-; 6SN7GT, 6SL7GT, 6Q7GT, 12Q7GT, 12K7GT, 25Z4G, 25A6G, EF41, 9/6; U50, 5Y3GT, 25L6GT, 35L6GT, 50L6GT, 35Z4GT, 80, U09, U404, UY41, UF41, E240, 9/-; 6K7G, 6K7GT, 6/-; All new and boxed; postage 4d. per valve extra. **READERS RADIO,** 24, Colberg Place, Stamford Hill, London, N.16. (STA. 4587.)

OBsolete Radio and Television and Current, over 1,500 different types. **JOHN GILBERT RADIO,** 20, Extension, Shepherds Bush Market, London, W.12. (SHE 3052.)

100 CHEAP VALVES, etc., list. **ROGERS,** 2, Mallock Avenue, Southampton.

6V6G AND GT, matched in pairs, new, boxed, 17/- per pair; p. and p. 1/- **R. J. COOPER,** 32, South End, Croydon, Surrey.

NEW VALVES WANTED, small or large quantities; all Television/Valves and ECL80, EF80, EBC33, FW4/500, VU39, KT61, KT66, 6K8, 524, etc., etc. Prompt cash. **WM. CARVIS,** 103, North Street, Leeds, 7.

VALVES.—We will purchase for fair prices any surplus valves you may have. Write with details of quantity, condition, etc. **NORMAN H. FIELD,** 63, Hurst Street, B'ham, 5. (MID. 3619.)

10 NEW Quad Amplifiers and 18 new Goodman Axiom 70-12in. Speakers, sold separately, or in one lot, no reasonable offer refused. Box No. 233, c/o PRACTICAL WIRELESS.

TAKEN AT RANDOM from our list.—BTG Ceram. V/holders, 8d. ea. 6/- doz. Midget Cond. 8/450 2/-, 8+8/450 3/-; 16/450 3/-; 8+16/450 3/9; 16+16/450 4/-. Block 16+16 +16/450, 3/9; 32/450, 4in. x 2in. diam. with clip 1/6, doz 15/-. All the following are ex-equip., stand. size, 500 pf. p. gang, 1 in. x 1in. (approx.) spdes. Single g., 1/6; Superhet twin 3/6; four g., 2/6. Pair 465 Kc/s IPT's (bench superhet tested) with twin var. cond. (short spde) 6/-, post 1/-. Packing free, postage extra. List 3d. Stamp. **THE RADIO SERVICES, Lr. Bullingham, Hereford.**

EDUCATIONAL

WIRELESS.—Day and Evening Class instruction for P.M.G. Certificate of Proficiency and Amateur Wireless Licence. Morse instruction only if required, also postal courses Apply **B.S.T. LTD.,** 179, Clapham Rd., London, S.W.9.

A.M.I.MECH.E., A.M.Brit.I.R.E., City and Guilds, etc., on "no pass—no fee" terms; over 95% successes. For details of exams, and courses in all branches of engineering, building, etc. write for 44-page handbook, free. **B.I.E.T. (Dept. 242B),** 17, Stratford Place, London, W.1.

MERCHANT NAVY and Air Radio.—Here is an opportunity to train as Radio Officer. The big liners are open to you, but you must qualify for the P.M.G. Certificate. Day, Evening and "Radiocerts" postal courses. Estd. 30 years; s.a.e. for prospectus from Director. **THE WIRELESS SCHOOL,** 21, Manor Gardens, London, N.7. (Tel.: ANC. 3694.)

THE INSTITUTE of Practical Radio Engineers Home Study Courses are suitable coaching text for I.P.R.E. and other qualifying examinations. Fees are moderate. Syllabus of seven modern courses post free from **SECRETARY, I.P.R.E.,** 20, Fairfield Road, London, N.8.

WORLD TRAVEL and Adventure in the Merchant Navy.—Young men 15 years upward, required for training in Marine Wireless and Direction-finding at Sea. (Trainees in forthcoming Registration Groups are eligible for deferment of Military call-up.) Immediate sea-going positions on completion of training. Suitable candidates will be entered as officers and must be prepared to sail to all parts of the world. Low training fees. Send 1/- for Prospectus to **OVERSEAS HOUSE** (Dept. P.W.), Brooks' Bar, Manchester, 16. (Tel.: MOSS-side 2047.)

FREE! Brochure giving details of Home Study Training in Radio, Television, and all branches of Electronics. Courses for the hobby enthusiast or for those aiming at the A.M.Brit.I.R.E., City and Guilds Telecommunications, R.T.E.B., and other professional examinations. Train with the College operated by Britain's largest electronic organisation. Moderate fees. Write to **E.M.I. INSTITUTES,** Postal Division, Dept. PW28, 43, Grove Park Road, London, W.4. (Associated with H.M.V.)

RADIO OFFICERS urgently req'd. We train most in shortest period. Training fees payable after appointments Sec'd. Scholarships available. Boards accepted 2d. stamp for Prospectus. **WIRELESS COLLEGE,** Colwyn Bay.

ELECTROLYTICS, capacity, voltage, size, type of mounting; price post paid, in that order: 16 + 32, 450/525, 1 1/2 x 2, clip, 5/6; 24 + 24 + 16, 350/425v, 1 1/2 x 2, clip, 4/9; 60 + 200, 275/350v, 1 1/2 x 4 1/2, clip, 6/6; 4, 150v, 1 1/2 x 1 1/2, clip, 1/1; 60 + 100, 350/425v, 1 1/2 x 4 1/2, clip, 6/6; 500, 12v, 1 1/2 x 2 1/2, clip, 2/6; 8, 350v, 1/2 x 2, 2/-; 6,000, 12v, 1 1/2 x 4 1/2, lug, 4/6; 100 + 200, 275/350v, 1 1/2 x 4 1/2, clip, 6/6; 8 + 16 + 16, 450/525v, 1 1/2 x 2, lug, 5/9; 32, 32, 350/425v, 1 1/2 x 2, clip, 5/1; 2,000, 6v, 1 x 3, 1 1/2 x 2, clip, 5/1; 450/525v, 1 x 2, clip, 3/3; 8 + 16, 450/525v, 1 x 2, tag, 1/6; 2, 350v, 1/2 x 1 1/2 tag, 1/3; 8, 350/425v, 1/2 x 2, clip, 1/9; 16 + 32 + 8, 450/525, 1 1/2 x 3 1/2, lug, 5/9; 8, 450v, 1/2 x 2, clip, 1/11; 1,000 + 1,000 6v, 1 x 3 lug, 3/6. All are All cans; some with sleeve; all new stock; all voltages W.C.K. with surge v where marked. Television 1 Set of 3 Components comprising line output trans with E.H.T. winding to give 7Kv, using EY51 (heater winding for EY51 also included), and fitted with width control. Scanning coils, low impedance line and frame, focus coil, optional high (10,000 Ω) or low (200 Ω). Set of 3, 42/-, plus 2/- postage. Diagram of line trans. supplied. T.V. Control Panels, Paxolin plate, 4 x 3in., carrying 5 slider type res., 3 "Weylyn" wire wound (2 x 50K), complete with knobs for sliders, 6/- each; post paid. Universal Amplifiers, 8 valve, 20w, AC/DC, 200/250v, black and chrome chassis and cover, overall size, 15 x 7 x 7, first-class components, partridge O.P.T. and driver, Gardiner choke, Mu metal input trans., wired and tested, complete with all valves (2 x EF37, 4 x CL33, 2 x UR3C), and plugs, 15/- output, high/low impedance input, £10/19/6; carr. paid. **RADIO CLEARANCE LIMITED**, 27, Tottenham Court Road, London, W.1. (Telephone: Museum 9188.)

NEW 10in. "Goodmans" Speakers, P.M., 2-3 ohm speech coils, special "Radio Show" offer, 21/- each (p. and p. 1/6); new "Goodmans" multi-ratio output Transformers, 6/6; "Solons" new instrument type Soldering Iron, all spares available, 19/8; Admiralty communications Receiver, type B2B, 9 valves, double superhet, continuous coverage 1-20mc in perfect working order, complete with power pack and circuit, almost half-price, £15/15; delivered in the London area only; also Transmitter, type 1403A, £5; delivered as above. Don't forget our chassis service (see P.W., Sept.), and get a copy of our free list at once. **SERVIO RADIO**, 156/8, Merton Rd., Wimbledon, S.W.19. (LIBerty 6525.)

WALNUT Radiogram Cabinets of distinction, stamp details. R. SHAW, 69, Fairlop Rd., E.11.

EX-W.D. unused Fluorescent Lighting Sets for 12 and 24v D.C. input, 230v A.C. output; Rotary Converter, Choke, P.F. Condenser, Leak Transformer for 85 watt Sodium Lamps; the whole enclosed in metal box £2 to clear. A. J. PHILEOTT, Fountain-sq., Fenton, Stoke-on-Trent.

SITUATIONS VACANT

The engagement of persons answering these advertisements must be made through a Local Office of the Ministry of Labour or a Scheduled Employment Agency if the applicant is a man aged 18-64, inclusive, or a woman aged 18-59, inclusive, unless he or she, or the employment, is exempt from the provisions of the Notification of Vacancies Order, 1952.

AIRCRAFT Radio Mechanics skilled in workshop practice or aircraft installations to work at Stansted Airport, Essex; hostel accommodation available; minimum hourly rates 3/9. Write to the **PERSONNEL MANAGER**, 7, Berkeley St., W.1.

RADIO (Meteorological) Mechanics required by Meteorological Office. Qualifications: Basic knowledge of radio and radar and experience in maintenance/operation of radar equipment, including oscilloscopes. Successful applicants serve in U.K. and overseas. Commencing London wage £7/17/6 at age 25 or over, rising annually to £9/10/6; deduction of 3/- for each year below 25. Overtime, night duty allowances, etc. Promotion prospects. Apply to: **BOROUGH EMPLOYMENT EXCHANGE** (Dept. P.W.3), 236, Walworth Road, London, S.E.17.

BURGESS MICRO SWITCHES.—Make and break, 4/6 each, post, 6d.
VIBRATOR PACKS.—24 volt input, 110 volt D.C., about 40 mA. output. Complete with 12 volt vibrator, stabiliser VS10/A. Complete in metal case. New and boxed, 12/6 each, post 2/-.
TELESCOPIC MASTS.—4 Section, each 3 ft. long, jin.-in. diam. Two aerials fitted 20mc. Price 7/6. Carriage 3/6.
AMERICAN HEADPHONES.—Light-weight type/headphones, complete with matching transformer, plug and lead, 8.6 per pair, post, 1/3.
I.F.F. CHASSIS.—Less dynamotor, but containing voltage regulator, split stator condenser, 9 valveholders, large 1 ohm vitreous resistor, coax connectors, and dozens of small resistances and condensers, all contained on two chassis bolted together. Price 8/6, post, 2/6.
Large new List No. 10 now available. Price 6d. inland, 2/- overseas air-mail.

A. T. SALLIS,
73, NORTH ROAD, BRIGHTON.
Telephone: Brighton 25806.

TELEVISION

The advance of Radio Technique will offer unlimited opportunities of high pay and secure posts for those Radio Engineers who have had the foresight to become technically qualified. How you can do this quickly and easily in your spare time is fully explained in our unique handbook. Full details are given of **A.M.Brit.I.R.E.L. City & Guilds Exams.**, and particulars of up-to-date courses in **Wireless Engineering, Radio Servicing, Short Waves, Television, Mathematics, etc., etc.** We guarantee **"NO PASS—NO FEE."** Prepare for to-morrow's opportunities and future competition by sending for this very informative 144-page Guide **NOW—FREE** and without obligation. **BRITISH INSTITUTE OF ENGINEERING TECHNOLOGY** (Dept. 242), 17, Stratford Place, London, W.1.

VALVES.—3J6, 6SN7, 6BW6, 6BA6, 6BE6, 6AG, 6SL7GT, 6XRG, 6K8GT, 12BA6, 12BE6, EF50, 5YGT, 6X50, 6/8, 12E58B, VP133, 12S7, KT6B, 12/6, 717A, V570, VS110A, VU508, CV57, CV18, 60Z2, KTZ41, 6N7GT, VT501, 6V6G, 6V6GT, 6AT6, 6AM6 (EF91, Z77, 6F12), 8/-, EF92 (777, 6D6), 1T4, 155, 1U5, 3A4, 354, 3V4, 6AG5, 7/6, 6B8, PEN46, PEN25, 12S7GT, 12J5GT, 12SH7GT, 6AL5 (EB91, D77, 6D2), 6/8, VR66, VR56, VR137, VGT128, 1289A, 1A5GT, 5/6, 7193, VR54, VR22 (EA50), 2/6.

VALVEHOLDERS.—Int. octal amphenol, 2/6 for 3, EF50 ceramic or micalex, 1/8 for 3, Mazda octal/paxolin or amphenol, 1/6 for 3, 6BA amphenol with base screen, 2/6 for 3, British 4-pin ceramic, 1/- for 2, UX 7-pin ceramic, 2/6 for 2, UX 5-pin (for 807, etc.), 1/6 for 2, British 5-pin high voltage type, 1/6 each. EA50 diode type, 4d. each. VCR37, base, 2/6 each. EF50 valve retainers, screw type, 1/- complete.

ELF CIRCUIT BREAKER.—5 amp 250 v., brand new, boxed by G. E.C. Single pole with time lag, approx. 3in. diameter. An essential for every workshop as a fraction of list price, 9/- each.

THERMAL DELAY FILAMENT SWITCH.—5 volt, 6/6

VIBRATORS.—12 volt, 4 pin, 5/-.

TERMINAL BLOCKS.—Fitted 6 screw terminals, robust job, 3/-.

POST OFFICE TYPE JACK PLUG AND SOCKET.—2/6 complete.

MOTORISTS, GARAGES, ETC.—Auto-cable Unical 4, 9/0/2, any length supplied at 4d. yard.

J. B. SERVICE
(BEXLEYHEATH)
LTD.

5, Mayplace Road West, Bexleyheath, Kent

COVENTRY RADIO
189, DUNSTABLE ROAD,
LUTON

Tel.: Luton 2677

COMPONENT SPECIALISTS SINCE 1925

We have reprinted our 5 Valve Superhet Circuit No. 1 Also our 4 Watt Amplifier Circuit No. 2 Price 1/- each, plus 2d. postage We have thousands of all B.V.A. and Tungram Valves in Stock and Cathode Ray-Tubes.

ALL EDDYSTONE COMMUNICATIONS SETS AND COMPONENTS

T.C.C., Hunts & Dubilier Condensers, Welwyn and Erie Resistors. Lab/Morganite, Erie, Dubilier, Colvern and Amplion Potentiometers. Denco, Osmor, Wearite and Weymouth Coils and Packs. Eddystone, Denco, Wearite and Weymouth I.F.s. Woden and Elstone Transformers. Elac, Goodmans, Plessey, Rola/Celestion Speakers. Avo and Taylor Test Meters. E.M.I., Scotch Boy and Grundig Recording Tapes. Valradio Vibrator Convertors.

These are some of the components we stock. Send for our 50-page Component Catalogue, price 6d.

STAN WILLETTS

43, SPON LANE, WEST BROMWICH, STAFFS. Tel.: WES 2392

RI132 C.H.F.—Receiver, complete with 11 valves, 4-EF39, 2-SP61, P61, 6J5, V570, EB34, EK32, 5 mA Meter, 100-124 mcs/w, 6 circuit. Brand New, 57/6. Carriage 8/6.
VALVES.—Brand New, Guaranteed, 6V6, 6X4, 5Z4, 5U4, 5K1U, 85A1, 6F6, 7/6 each. 8D3, V77, 1R5, 3S4, 154, D77, EF50, Sylvania, 6/9 each. 3D6, 2/6, EC52, 4/8, VR92, 1/9, RK34, 1/9, KTZ41, 3/6. N18, 5/8, 6K7, 5/8, VU39, 8/6. Post extra.

GERMANIUM CRYSTAL DIODES, G.E.C. Wire end, new, 2/- each, 3 for 5/-, post 3d. W/W pots, 10 watt, 200 and 500 ohms. Brand New, 2/6 each.

YANLEY SWITCHES, 4 pole, 3 way, 2 bank, new, 2/-, 3 for 6/9, post 4d.

1 M/A METER RECTIFIER, new, 5/6. **VC107**, Brand new in transit cases, 25/-, post 4/6. Urgently required. Valves, T.V. Tubes, Receivers, Test Meters.

Practical Wireless BLUEPRINT SERVICE

PRACTICAL WIRELESS

No. of
Blueprint

CRYSTAL SETS

| | |
|------------------------------------|-------|
| 1/6d. each. | |
| 1937 Crystal Receiver ... | PW71* |
| The "Junior" Crystal Set | PW94* |
| 2s. each. | |
| Dual - Wave "Crystal Diode" | PW95* |

STRAIGHT SETS

Battery Operated

| | |
|---------------------------------------|-------|
| One-valve : 2s. each. | |
| The "Pyramid" One-valver (HF Pen) ... | PW93* |
| The Modern One-valver | PW96* |
| Two-valve : 2s. each. | |
| The Signet Two (D & LF) | PW76* |

| | |
|--|-------|
| 3s. each. | |
| Modern Two-valver (two band receiver) ... | PW98* |
| Three-valve : 2s. each. | |
| Summit Three (HF Pen, D, Pen) | PW37* |
| The "Rapid" Straight 3 (D, 2 LF (RC & Trans)) | PW82* |
| F. J. Camm's "Sprite" Three (HF, Pen, D, Tet) | PW87* |

| | |
|---|--------|
| 3s. each. | |
| The All-dry Three ... | PW97* |
| Four-valve : 2s. each. | |
| Fury Four Super (SG, SG, D, Pen) | PW34C* |

Mains Operated

| | |
|---|-------|
| Two-valve : 2s. each. | |
| Selectone A.C. Radiogram Two (D, Pow) ... | PW19* |
| Three-valve : 2s. each. | |
| Double - Diode - Triode Three (HF Pen, DDT, Pen) | PW23* |

| | |
|---|-------|
| Four-valve : 2s. each. | |
| A.C. Fury Four (SG, SG, D, Pen) | PW20* |
| A.C. Hall-Mark (HF Pen, D, Push-Pull) ... | PW45* |

SUPERHETS

| | |
|--------------------------------------|-------|
| Battery Sets : 2s. each. | |
| F. J. Camm's 2-valve Superhet | PW52* |

No. of
Blueprint

SHORT-WAVE SETS

Battery Operated

| | |
|--|--------|
| One-valve : 2s. each. | |
| Simple S.W. One-valver | PW88* |
| Two-valve : 2s. each. | |
| Midget Short-wave Two (D, Pen) | PW38A* |
| Three-valve : 2s. each. | |
| Experimenter's Short-wave Three (SG, D, Pow) | PW30A* |
| The Perfect 3 (D, 2 LF (RC and Trans)) ... | PW63* |
| The Band-spread S.W. Three (HF Pen, D (Pen), Pen) | PW68* |

PORTABLES

| | |
|--|----|
| 1s. | |
| The "Mini-Four" All-dry (4 valve superhet) | PW |

MISCELLANEOUS

| | |
|---|--------|
| 2s. each | |
| S.W. Converter-Adapter (1 valve) | PW48A* |
| (2 sheets), 7s. 6d. | |
| The P.W. 3-speed Autogram. | |
| The P.W. Electronic Organ (2 sheets), 7s. 6d. | |

TELEVISION

| | |
|---|--|
| The Practical Television Receiver, (3 sheets), 10/6 | |
| The "Argus" (6in. C.R. Tube), 2/6 | |

AMATEUR WIRELESS AND WIRELESS MAGAZINE STRAIGHT SETS

Battery Operated

| | |
|----------------------------------|--------|
| One-valve : 2s. | |
| B.B.C. Special One-valver | AW387* |
| Two-valve : 2s. each. | |
| A modern Two-valver ... | WM409* |

Mains Operated

| | |
|---|-------|
| Two-valve : 2s. each. | |
| Consoelectric Two (D, Pen), A.C. | AW403 |

SPECIAL NOTE

THESE blueprints are drawn full size. The issues containing descriptions of these sets are now out of print, but an asterisk beside the blueprint number denotes that constructional details are available, free with the blueprint.

The index letters which precede the Blueprint Number indicate the periodical in which the description appears. Thus P.W. refers to PRACTICAL WIRELESS, A.W. to *Amateur Wireless*, W.M. to *Wireless Magazine*.

Send (preferably) a postal order to cover the cost of the Blueprint (stamps over 6d. unacceptable) to PRACTICAL WIRELESS Blueprint Dept., George Newnes, Ltd., Tower House, Southampton Street, Strand W.C.2.

No. of
Blueprint

SHORT-WAVE SETS

Battery Operated

| | |
|--|--------|
| One-valve : 2s. each. | |
| S.W. One-valver for America | AW429* |
| Two-valve : 2s. each. | |
| Ultra-short Battery Two (SG, det Pen) | WM402* |

| | |
|--|--------|
| Four-valve : 3s. each. | |
| A.W. Short Wave World-beater (HF Pen, D, RC, Trans) | AW436* |
| Standard Four - valver Short-waver (SG, D, LF, P) | WM383* |

Mains Operated

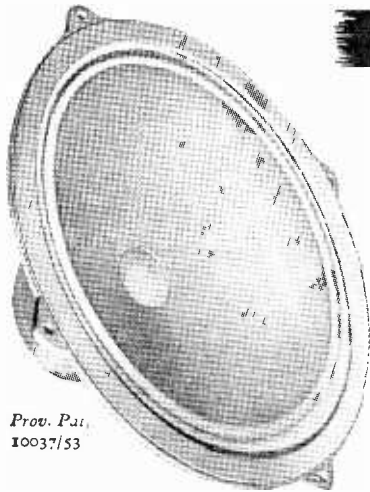
| | |
|--|--------|
| Four-valve : 3s. | |
| Standard Four-valve A.C. Short-waver (SG, D, RC, Trans) | WM391* |

MISCELLANEOUS

| | |
|---|--------|
| Enthusiast's Power Amplifier (10 Watts) (3/-) | WM387* |
| Listener's 5-watt A.C. Amplifier (3/-) ... | WM392* |
| De Luxe Concert A.C. Electrogram (2/-) ... | WM403* |

QUERY COUPON

This coupon is available until Oct. 5th, 1953, and must accompany all queries, sent in accord with the notice on page 645.
PRACTICAL WIRELESS, Oct., 1953.



Prov. Pat.
10037/53

EXCLUSIVE TO STENTORIAN

★ A GREAT ADVANCE IN LOUDSPEAKER DESIGN

which adds

new realism

to listening

AT REMARKABLY LOW COST

- ★ In 1928 we produced the first commercial Permanent Magnet Loudspeaker
- In 1933 we originated the Nipermag magnet system.
- In 1935 we introduced the first series gap magnet system.
- In 1939-45 War-time development of many special loudspeakers.

NOW with the introduction of Stentorian High Fidelity Units, we can offer a quality of performance that is unmistakable and inimitable, at a cost which compares favourably with similar-sized units selling at popular prices.

This new range has been developed to take full advantage of the television sound transmissions and high fidelity recordings now available. The cone is made from uncured cambric and bonded pulp, the whole being completely cured together and made into one composite cone by a new manufacturing process.

The base resonance is substantially lower than that using the conventional cone, and all coloration is therefore removed from the lower frequencies. No tiring or fatigue of the surround takes place. The high frequencies are well maintained, which together with the extended base response, provides a well-balanced overall response. The speakers are all fitted with high flux density Alcomax magnets and are completely dustproof.

For sensitivity, smoothness and vivid realism, these new models worthily uphold a fine tradition. Try one yourself and hear the difference.

Write for leaflet giving full technical details and the opinions of Mr. F. J. Camm and other experts.

Stentorian
HIGH FIDELITY UNITS

SEE AND HEAR THEM ON
STAND D109, RADIO SHOW

Model H.F.610. 6" Steel unit, incorporating 10,000 gauss magnet. Handling capacity, 3 watts. Frequency response, 60 c.p.s. - 12,000 c.p.s. Bass resonance, 70 c.p.s. Price **£2.10.6.**

Model H.F.810. 8" Steel unit, incorporating 10,000 gauss magnet. Handling capacity, 5 watts. Frequency response, 50 c.p.s. - 12,000 c.p.s. Bass resonance, 65 c.p.s. Price **£3.0.6.**

Model H.F.912. 9" Die-cast unit, incorporating 12,000 gauss magnet. Handling capacity, 7 watts. Frequency response, 40 c.p.s. - 13,000 c.p.s. Bass resonance, 45 c.p.s. Price **£3.7.0.**

Model H.F.1012. 10" Die-cast unit, incorporating 12,000 gauss magnet. Handling capacity, 10 watts. Frequency response, 30 c.p.s. - 14,000 c.p.s. Bass resonance, 35 c.p.s. Price **£3.13.6.**


Transformer available if required



WHITELEY ELECTRICAL RADIO CO. LTL · MANSFIELD · NOTTS

BRING PROFESSIONAL QUALITY TO YOUR HOME SOLDERING WITH

Ersin Multicore Solder



Photograph by courtesy of H.M.V.

Whether it's used by leading radio manufacturers or by the amateur enthusiast, Ersin Multicore Solder, containing 3 cores of extra-active, non-corrosive Ersin Flux, gives the same unvarying service of waste-free, trouble-free soldering. The exclusive 3-core construction makes melting instantaneous and ensures that there are no lengths of solder without flux. Multicore prevents oxidation, cleans surface oxides and makes "dry" or H.R. joints impossible.

ERSIN MULTICORE SOLDER is available in Size 1 Cartons (in specifications shown on the right) and 6d. "Handyman" packs from leading radio and electrical stores. In case of difficulty, write to :-



SIZE 1 CARTON 5/-

| Cat. Ref. No. | Alloy Tin/Lead | S.W.G | Approx. length per carton |
|---------------|----------------|-------|---------------------------|
| C 16014 | 60/40 | 14 | 21 feet |
| C 16018 | 60/40 | 18 | 55 feet |
| C 14013 | 40/60 | 13 | 19 feet |
| C 14016 | 40/60 | 16 | 38 feet |

MULTICORE SOLDERS LTD., MULTICORE WORKS, HEMEL HEMPSTEAD, HERTS • BOXMOOR 3636