




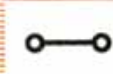


R.S.G.B



BULLETIN

TELCON LOW-LOSS TRANSMISSION LINES

 	K.25.B 300-ohms nominal impedance, flat ribbon-type twin; capacitance 4.6 mmf/ft; attenuation at 50 Mc/s, 1.0 db/100 ft; power rating at 100 Mc/s, 500 watts.	 
K.24.B 150-ohms nominal impedance, figure-8 section twin; capacitance 10.6 mmf/ft; Attenuation at 50 Mc/s, 2.1 db/100 ft; power rating at 100 Mc/s, 300 watts.	 	K.35.B 300-ohm tubular twin feeder with stable characteristics in varying weather conditions. Capacitance 4.0 mmf/ft; attenuation at 50 Mc/s, 0.92 db/100 ft; power rating at 100 Mc/s, 550 watts.

THE TELEGRAPH CONSTRUCTION & MAINTENANCE CO LTD

Head Office : 22, Old Broad Street, London, E.C.2 Telephone : LONDON Wall 7104

Enquiries to : Telcon Works, Greenwich, S.E.10 Telephone : GREENWICH 3291



NORMAN H. FIELD

68, HURST STREET, BIRMINGHAM 5

Mail Order Department:

64-65 Church Lane, Wolverhampton.

VALVES

At 11/6: 6K8C, 5R4C, ECC32, 5Y3/5Z4, 607, KT61, 6SN7, KT66, 6F6, 807, 6K6. At 10/-: 1616, 6S07, PEN46, 50YG/GT. At 9/-: 6F7, ARP6, 6X5, KT63, 1T4, 154, 1R5, 155. At 8/6: VT52, EL32, VR55, 12SL7. At 7/6: 7R7, 77, 6K7, 6J7, VR150, 6C6/GT, 7C7, VR119, 6Y7/C, 7C5, OZ4, 12A6, 12AC7, VR136. At 7/-: 6B8, 6B8C, 1G6/GT/C, 1A5/GT, 6K7C, VR53, EF39, EF36. At 6/6: 6AB7, ARP12, VP23. At 5/6: G5S7, 12J5, 6SH7, VR91, EF50, 3D6, TT11, VT501. At 5/-: 6J5, 12SK7/GT, 2A3, VUI33, 1625, VT51, PEN220A, V118, KT2. At 4/6: 6J5/C, 6J5CT, 12SH7, 12H6, VUI20, A5. At 3/6: RR72, ARP3, 9D2, 6H6. At 3/3: VR18, 2155C, VUI11, 2C34, RK34, HL2, VR21, VR66, P61, VR65, SP61, VR65A, SP41. At 2/6: V54, EB34, VR92, EA50, VR78, D1, CV6.

Special Offer:

VIEWMASTER VALVE KIT at Half Price
£6 4s. Od.

Aircraft Instruments marked OIL and Air Moving coil basic movement 200 μ A 2 1/2 in square, very sensitive 7/6. Similar marked RAD lower sensitivity 2 1/2 in. Moving Coil 5/-. Meters R.F.O.-1/2 Amp Thermo couple 2in. square, 5/6. All above meters New and Boxed. Amplifiers, Battery A1134 with 2 Valves VR35 and VR21. Can be modified easily for Gram amplifier or input Preamp. New and Boxed, 17/-. with Carrying Case, 18/6. Headphones B/A. Brand New 12/6. Crystals 500 kc/s, 7/-. Loop Aerials 1155 D.F., 8/6. Rotary Convertors Approx. 6V input and 220V at 80 mA output 12/6. Condensers 8 mfd, 500V, wkg. Screw-hole fixing, 2/-.

Please include something for postage.
Money-back guarantee.

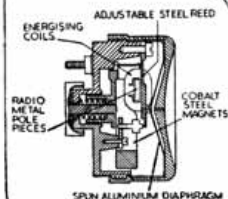
S. G. Brown

"A" TYPE HEADPHONES

The first choice of
RADIO OPERATORS
throughout the world

These headphones feature a High Permeability Reed tuned to 1,000 c/s. and coupled to a conical aluminium diaphragm. Earpieces individually adjustable while in use for sensitivity and power-handling characteristic. D.C. Resistance: 4,000 ohms. Impedance: 15,000 ohms at 1,000 c/s.

The S. G. Brown range of headphones covers types for many specific requirements. Details of the full range are available in the illustrated Brochure "T.R." —sent on request.



S. G. Brown Ltd

SHAKESPEARE ST., WATFORD, HERTS.
Telephone: Watford 7241.

(10)

★ UNIVERSAL ELECTRONICS

We offer the following Guaranteed Used and New Equipment.

- | | |
|--|--|
| GARRARD RC 65 auto-changer. New. List over £20. In carton. £15 | PYE Dolphin Transmitter / Receiver Marine, complete, AS NEW £100 |
| B2 , complete, less power pack £13 | AVO , Model 7, as NEW £15 |
| HALLICRAFTER , SX24, perfect £28 | AVO , Model 40 £13 |
| HALLICRAFTERS , Sky Champion £26 | MARCONI Valve Voltmeter, list £45, as new £39 |
| HALLICRAFTERS , S27 £27 | BC 221 Frequency Meter £23 |
| PHILLIPS PCR1, complete, power supply £13 | BC 342 110 V a.c., perfect condition £20 |
| EDDYSTONE 640, as NEW £22 10 | BC 348 , Converted to mains £18 |
| EDDYSTONE 680, as NEW £65 | GARRARD Auto-changer, type RC 65A, NEW £16 |
| EDDYSTONE 740 £32 | HALLICRAFTERS , Sky Chief, needs attention, but working £13 |
| HRO JUNIOR , complete, coils 1, 7, 30 Mc/s £30 | ACE Tape Recorder, as NEW £35 |
| HAMMERLUND Receiver, complete with speaker, Govt. HQ120, perfect £35 | TAYLOR , Windsor Oscilloscope, Type 30A, perfect condition £25 |
| R.C.A. AR88s, from £50 | COSSOR , double beam Oscilloscope £35 |
| R.C.A. AR77s, perfect condition, manual £37 | |

Has any Reader a TN17 and TN18 APR4 Tuning Unit? Please quote price required.

Various types of quality speakers in stock. Amplifiers, etc.

Enquiries invited for Marine and Aircraft Equipment.

WANTED. V.H.F. EQUIPMENT. U.S.A. TYPES PREFERRED

★ OUR ONLY ADDRESS IS

27 LISLE STREET, LEICESTER SQ., LONDON, W.C.2

Shop hours, 9.30 a.m. to 6 p.m.

Thursdays 9.30 a.m. to 1 p.m.

IMPORTANT NOTICE!

The equipment offered in this advertisement is a further selection from our large range in stock. We invite your enquiries for anything you need.

WE SPECIALISE IN

Communication Equipment and Tape Recorders.

WANTED

AT ALL TIMES

BRITISH & AMERICAN TEST & COMMUNICATION EQUIPMENT

Readers of the R.S.G.B. Bulletin with any Used or New Equipment for sale are invited to send us details.

By return post we will make a liberal offer.

WE PAY TOP PRICES AND SPOT CASH

FOR ALL TYPES OF EQUIPMENT.

Write, Call or Telephone

GERard 8410 (Day)

MEAdway 3145 (Night)

CLYDESDALE

Bargains in Ex-Services Radio and Electronic Equipment

COMMAND RECEIVER UNIT BC-455

A 6-valve Receiver Unit with 3/12SK7, 12K8, 12SR7, 12A6. Range 6-9 Mc/s. I.f. 2839 kc/s. In metal case 11" x 5 1/2" x 5", less dynamotor. Used condition, case dented.

Clydesdale's Price Only **50/-** Each Post Paid

COMMAND RECEIVER CCT/CBY 46129

U.S.N. version of the BC-455 for that Sharp channel "Q-Fiver," range 550-190 kc/s. I.f. 85 kc/s., with 6 valves, 3/13SK7, 12K8, 12SR7, three-rang tuning cond., etc., etc. Dim.: 11" x 5 1/2" x 5". Finish black. Less dynamotor.

Clydesdale's Price Only **90/-** Post Paid
Circuits of BC-455 available at 1/3.

COMMAND TRANSMITTER CHASSIS

Partly stripped by the M.O.S., less valves, coil winding, crystal and dynamotor, but otherwise fairly intact. A fine basis for ideas in v.f.o. or transmitter. Original valve types 2/1625, 1626, 1629. Conversion suggestions and circuits supplied. In aluminium case. Dim.: 7 1/2" x 5" x 8 1/2".

Wgt. 8 1/2 lb. Clydesdale's Price Only **15/-** Post Paid

COMMAND SPEECH MODULATOR BC-456

Command Modulator unit with valves, 1625, 12J5, VR150/30, less dynamotor, otherwise complete, in metal case 10 1/2" x 7 1/2" x 4 1/2". Chassis depth 2 1/2".

Clydesdale's Price Only **37/6** Carriage Paid

COMMAND TEST EQUIPMENT

Command series Test Gear with 3 aeriels, 3 test units, Mod. BC-456-B (or E) with dynamotor, aerial relay, 2 radio control boxes, 2 racks, 6 mountings, i.f. shunt unit, control unit NC-237 and 17 cable assembly. Clydesdale's Price Only **£22/10/0** Carriage Paid

TRANSMITTER UNIT T.1154

A 3-range 10-5.5 Mc/s, 5.5-3 Mc/s, 500-200 kc/s, 4-valve 2/PT15, 2/ML6, Transmitter Unit, in metal case. Dim.: 14" x 16 1/2" x 8 1/2". Power requirements (External) h.t. 1,200 V d.c., 200 mA, i.l. 6.3 V, 4 A, 6 V, 2.5 A. Clydesdale's Price Only **£12/12/0** Carriage Paid

RECEIVER UNIT R.1155

Communications and d.f. receiver unit, ranges 18-7.5 Mc/s, 7.5-3 Mc/s, 1500-600 kc/s, 500-200 kc/s, 200-75 kc/s, 10 valves, 3/VR99, 3/VR100, 2/VR101, VR102, V1 105, "Magic Eye" tuning indicator, b.f.o., a.v.c., etc., in metal case, 16 1/2" x 9" x 9". (Tested prior to dispatch.) Power requirements (External) h.t. 210 V d.c. 60 mA, i.l. 6.3 V 3.5 A. Clydesdale's Price Only **£13/19/6** Carriage Paid

POWER UNITS FOR T.1154/R.1155

Types 32 or 32A. Input 12 V 32 A. Types 33 or 33B. Input 24 V 16 A. Output all types, 1,200 V 200 mA. Types 34 or 34A. Input 9.5 V 23 A. Types 35 or 35A. Input 18 V 12 A. Outputs all types i.l. 7.2 V 13 A. h.t. 225 V 110 mA. Clydesdale's Price Only **63/-** Unit Carriage Paid

HIGH IMPEDANCE HEADPHONES

CHR-2 with wire headband and canvas neckstrap. Resistance 4,000 ohms. Brand new, boxed. Clydesdale's Price Only **21/-** Per Pair Post Paid

THE P40 V.H.F. RECEIVER UNIT

Adm. Ref. W.7945.A.
A Crystal controlled 9-valve (3/EF54, EC52, 2/EF39, EB54, 6J5, 6V6) Receiver Unit. Range 85-95 Mc/s, i.f. 2.9 Mc/s, with valves, less crystal, in louvered metal case 11" x 5 1/2" x 4 1/2", finish grey. Power requirements, external (h.t. 175 V d.c. 60 mA, i.l. 12.5 V 2.5 A). Clydesdale's Price Only **£4/19/6** Each Post Paid

S-440-B V.H.F. TRANSMITTER CHASSIS

Partly stripped by the M.O.S., less valves, tuning coils and crystal, but otherwise fairly intact. A fine basis for v.h.f. transmitter or 144 Mc/s rig. Original frequencies 85-98 Mc/s. Valve types 3/RK54, 2/6N7, 6V6. Housed in louvered case, finish grey crackle. Clydesdale's Price Only **27/6** Post Paid

NEW LIST NO. 8B

Giving details and illustrations of ex-Service items and cancelling all previous lists and supplements. NOW READY—PRICE 1/6. Price credited on first purchase of 10/- or over.

JEFFERSON TRAVIS UF-2 TRANSMITTER CHASSIS

Partly stripped by the M.O.S., less valves, tuning inductances, oscillator connections, but otherwise fairly intact. A fine basis for a transportable type two-way radio. Original frequencies 60-75 Mc/s. Valve types 2/6Y7, 12J5. The Unit comprises two chassis, with controls and speaker mounted on chrome plate etched steel panels, housed in cabinet finished black crackle. Dim.: 15 1/2" x 18 1/2" x 8 1/2". Clydesdale's Price Only **£2** Carriage Paid

ORDER DIRECT FROM:—

Phone: SOUTH 2706/9

CLYDESDALE SUPPLY CO. LTD. 2 BRIDGE ST. GLASGOW C.5

BRANCHES IN SCOTLAND, ENGLAND AND NORTHERN IRELAND



CHASSIS:	Size	Material	Weight
10" x 6" x 2 1/2"	18G. Steel	9/4	
12" x 8" x 2 1/2"	"	10/1	
17" x 9" x 2 1/2"	"	10/6	
17" x 10" x 2 1/2"	"	12/0	
17" x 12" x 2 1/2"	"	14/3	
17" x 12" x 2 1/2"	"	16/6	
17" x 14" x 2 1/2"	"	18/9	

ANGLE BRACKETS: Steel from 3/9 pair.

19" RACK PANELS: Sizes from 13" to 14" 1/4 s.w.g. Steel. 4/1 to 14/7. With turned long edges to give additional strength.

STANDARD FINISHES: Steel in Black and Grey Glossy Stoved Enamel. Black and Coloured Wrinkle Enamels extra to order.

SMALL INSTRUMENT CASES: Mild Steel Box with Aluminium Front Panel secured by 4 screws. Finished in Black Wrinkle Enamel. 6" x 4" x 2 1/2" 10/9, 6" x 4" x 4" 12/9, 8" x 6" x 4" 15/9, 12" x 8" x 4" 18/9, 12" x 8" x 6" 18/2/6.

DE LUXE INSTRUMENT CASE: 12" x 8" x 5" with Chromium Plated Handle and P.V.C. Feet. Louvered back with steel front panel. £1/11/6; with Aluminium Front Panel. £1/13/0; Chassis to fit. Steel, plus 6/9; Aluminium plus 9/0.

ALUMINIUM: Goods are subject to availability of raw materials.

CARRIAGE: Extra.

CATALOGUE LIST PRICES ARE NOW PLUS 50%.

Illustrated Lists on Request.

REOSOUND ENGINEERING & ELECTRICAL COMPANY

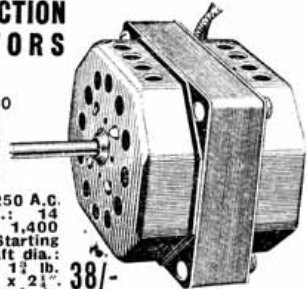
"REOSOUND WORKS," COLESHILL ROAD, SUTTON COLDFIELD

Tel.: SUT 4685 Grams: Reosound, Sutton Coldfield

BSR INDUCTION MOTORS FOR RECORDING

4-POLE MOTOR, FP 10

* Fully protected. * Negligible external magnetic field. * Oil impregnated self-aligning bearings. * Silent running. * Speed constancy. Voltage: 100/125-200/250 A.C. Consumption at 230 V.: 14 watts. Speed (light): 1,400 r.p.m. Max. and Starting Torque: 3 inch ozs. Shaft dia.: .1875 inches. Weight: 1 1/2 lb. Size: 3 1/2" x 2 7/16" x 2 1/2". External shaft length: 1 inch.



2-POLE MOTORS Models SR1 and SR2

Rugged and highly efficient motors that will stand heavy overloads, and for intermittent ratings are capable of giving up to twice the rated power. These motors are ideal for gramophone motors, fans, motion displays, switch movements, timing mechanisms, wire and tape recorders, etc. SPECIFICATION: Voltage: 250 A.C. Frequency: 50 cycles. (Other voltages and frequencies to order.)

	S.R.1.	S.R.2.
Consumption (light)	21 watts	17 watts
Speed (light)	2,750 r.p.m.	2,750 r.p.m.
Starting Torque	3.0 inch ozs.	1.7 inch ozs.
Full Load Torque	3.0 inch ozs.	2.0 inch ozs.
Weight	2.31 lb.	1.7 lb.
Price	32/-	25/-

Shaft diameter: .1875 inches. Bearings: Self-aligning. Under 30° temperature rise. Vacuum impregnated layer wound coil.

B.S.R. SHADED POLE INDUCTION MOTORS, TYPE TP1

* Speed 2,900 r.p.m. * Mains consumption 10-15 watts. * 200-250 V. 50 c/s. A.C. * Net wt. 1 lb. * Ideal for gramophone motors, models, toys, etc. 22/-

Please add extra for post & packing



MAIL ORDER SUPPLY CO.

The Radio Centre
33 Tottenham Court Rd., London, W.1.

Post Orders, 34 Hanover St., Leeds, 3.
Callers, 15 Wellington St., Leeds, 1.

Post Terms C.W.O. or C.O.D. No C.O.D. under £1. Postage 1/3 charged on orders under £2. Open to callers 9 a.m. to 5.30 p.m. Saturdays until 1 p.m.

R.S.C. MAINS TRANSFORMERS

Fully Guaranteed. Interleaved and Impregnated. Primaries 200-230-250 v. 50 c/s. Screened.

TOP SHROUDED, DROP THROUGH

260-0-260 v 70 ma, 6.3 v 2 a, 5 v 2 a	14/11
260-0-260 v 80 ma, 6.3 v 2 a, 5 v 2 a	14/11
350-0-350 v 80 ma, 6.3 v 2 a, 5 v 2 a	17/9
260-0-260 v 90 ma, 6.3 v 3 a, 5 v 2 a	19/9
350-0-350 v 90 ma, 6.3 v 3 a, 5 v 2 a	21/11
250-0-250 v 100 ma, 6.3 v 4 a, 5 v 3 a	23/11
350-0-350 v 100 ma, 6.3 v 4 a, 5 v 3 a	23/11
350-0-350 v 120 ma, 6.3 v 4 a, 5 v 3 a	28/9
350-0-350 v 150 ma, 6.3 v 4 a, 5 v 3 a	29/11

CLAMPED UPRIGHT MOUNTING

250-0-250 v 80 ma, 6.3 v 3 a, 5 v 3 a	19/9
250-0-250 v 100 ma, 6.3 v 6 a, 5 v 3 a	26/9
for 1355 conversion	26/9
350-0-350 v 100 ma, 6.3 v 3 a, 5 v 2 a	21/6

FULLY SHROUDED UPRIGHT

250-0-250 v 60 ma, 6.3 v 2 a, 5 v 2 a	17/6
Midget type 21-3-3in	18/9
350-0-350 v 70 ma, 6.3 v 2 a, 5 v 2 a	18/9
250-0-250 v 100 ma, 6.3 v 4 a, 4 v 4 a, C.T.	25/9
0-4-5 v 3 a	25/9
300-0-300 v 100 ma, 0-4-6.3 v 4 a	25/9
0-4-5 v 3 a	25/9
350-0-350 v 100 ma, 6.3 v 4 v 4 a	25/9
0-4-5 v 3 a	25/9
350-0-350 v 150 ma, 6.3 v 4 a, 5 v 3 a	32/11
350-0-350 v 250 ma, 6.3 v 6 a, 4 v 8 a	32/11
0-2-6 v 2 a, 4 v 3 a, for Electronic Eng. Television	67/6
425-0-425 v 200 ma, 6.3 v 4 v 4 a, C.T.	67/6
6.3 v 4 v 4 a, C.T., 0-4-5 v 3 a suitable Williamson Amplifier	51/-
325-0-325 v 20 ma, 6.3 v 0.5 a, 6.3 v 1.5 a, for Williamson Preampifier	17/6

FILAMENT TRANSFORMERS

All with 200-250 v 50 c/s primaries; 6.3 v 2 a, 7/6; 0-4-3 v 2 a, 7/9; 0-2-1 v 1 a, 7/11; 6.3 v 3 a, 10/11; 6.3 v 6 a, 17/6; 0-2-4-5-6.3 v 4 a, 16/9; 12 v 3 a, or 24 v 1.5 a	17/6
---	------

CHARGER TRANSFORMERS

All with 200-230-250 v c/s Primaries:	
0-9-15 v 1.5 a, 14/9; 0-9-15 v 3 a, 16/9;	
0-9-15 v 6 a, 22/9; 0-4-9-15-24 v 3 a, 22/9;	
15-15-30 v 3 a	23/9

SMOOTHING CHOKES

250 ma, 8-10 h., weight 12 lb.	17/6
200 ma, 5 h., 100 ohms	7/6
100 ma, 10 h., 100 ohms	7/6
80 ma, 10 h., 350 ohms	5/6

AUTO TRANSFORMERS

100 watts 110-200-230-250 v	19/9
-----------------------------	------

ELIMINATOR TRANSFORMERS

Primaries 200-250 v 50 c/s, 120 v	
120-0-120 v 30 ma, 4 v 1 a	7/11
40 ma	12/9

OUTPUT TRANSFORMERS

Midget Battery, Pentode 68: 1 for 3S4, etc.	3/6
Small Pentode, 5,000 ohms to 3 ohms	3/9
Standard Pentode 8,000 to 3 ohms	4/9
Multi ratio 40 ma, 30:1, 45:1, 60:1, 90:1 Class B Push-Pull	5/6
Push-Pull 8 watts 6V6 to 3 ohms	8/9
Push-Pull 10-12 watts 6V6 to 3 or 15 ohms	15/11
Push-Pull 10-12 watts to match 6L6, PX4, 6V6, etc., to 3-5-8 or 15 ohms	16/9
Push-Pull 15-18 watts to match 6L6, etc., to 3 or 15 ohm Speaker	21/9

all values, less switch 2/9, with S.P. switch 3/11. WIRE WOUNDS: 20 ohms, 750 ohms, 5K, 20K, 50K (medium length spindles), 2/9.

NEW EX-GOV'T. VALVES: DI, 1/3; EA50, 954, VU120A, 2/8; 9D2, 2/11; MS/PEN, 4/6; KT2, 4/9; 12SG7 Met, 65GT, 5/9; 65G7 Met, 6C5 Met, 8/9; 6K7, 6J7G, KT23, 12A6 Met, 7/6; EF39, 6KGT, 8/9; 5U4G, 6X5GT, VP4B, PEN46, SP4B, MHL6D, 9/6; 5Y3G, KT66, EB91, 10/6; 6Q7G, 10/11.

SPECIAL OFFERS: Mains Trans.

200-230 v Primaries, 6.3 v 1.5 a, small 5/9 Auto 0-200-230-250 v 70 ma, with separate 6.3 v 3 a LT. 7/6
PYE Co-ax, plugs and sockets, 7/6 doz pr. Small Can Elec. 32-32 AF, 350 v, plus 25AF, 25 v, 5/6. T.R.F. coils, combined L. & M. wave, with circuit, 6/6 or. Co-ax cable 1 m., 75 ohms, B.I., 1/1 yd.

P.M. SPEAKERS. All 2-3 ohms, 5in. F.W., 11/9; 5in. Rola with Trans., 15/9; 6in. F.W., 14/11; 6in. Goodmans, 16/9; 8in. Plessey, 14/11; 8in. Rola, 17/6.

M.E. SPEAKERS. 8in. R.A. (2-3 ohms) Field 600 ohms, 12/9; 10in Plessey Field 1,000 ohms, 21/9.

RECEIVER CHASSIS. Undrilled, 16 s.w.g. aluminium, 10-51-2in., 3/9; 11-6-21in., 4/3; 12-8-21in., 5/3; 16-8-21in., 7/9; 20-8-21in., 8/9.

AMPLIFIER CHASSIS. Undrilled, 16 s.w.g. aluminium, 12-8-21in., 7/11; 16-8-21in., 10/11; 20-8-21in., 13/6.

SELENIUM RECTIFIERS. Ex New Equipment, 230 v 50 ma. (small), 4/9; 250-500 v 60 ma., 6/9; 600 v 30 ma., 6/9.

MISC. ITEMS. Ex-Gov't. chokes 50 ma, 50 h., 1,000 ohms, Tropicalised, 4/6. Vol. Controls, 200K, long spindle, 1/3 ea. Philips Chokes 80-90 ma, 100 ohms, 8 H 3/11.

ELECTROLYTICS. Tubular 8uF. 350 v., 1/9; 8uF. 450 v., 2/3; Can 16uF. 450 v., 2/11; 8-16uF. 450 v., 4/6; 12-12uF. 350 v., 3/3; 16-16uF. 450 v., 5/3; 32uF. 350 v., 4/3; 32uF. 450 v., 5/3; 32-32uF. 350 v., 6/6; 32-32uF. 450 v., 6/9; 24uF. 350 v., 2/11; 40uF. 450 v., 4/9; 1,500uF. 6 v., 3/9.

FULL RANGE OF STANDARD COMPONENTS AVAILABLE AT KEEN PRICES. ALL GOODS GUARANTEED AND NEW, UNLESS OTHERWISE STATED. QUANTITY QUOTATIONS GIVEN FOR STANDARD TYPES OF SPECIALS. S.A.E. PLEASE WITH ALL INQUIRIES. FULL STOCK LIST 4d. SPECIAL LIST FOR TRADE, 4d.

HENRY'S

BOWTHORPE CONTINUITY TESTER

SPECIAL OFFER.—Dual scale 0-500Ω and 100/200,000Ω Moving Coil operated from 4½ v. internal battery. Size 6" x 5" x 4". Original price £8 10s. **OUR PRICE, 65/-**

MOVING COIL METERS

0-50 mA. square panel mounting 2" scale	(Brand New) 7/6
0-5 mA. square panel mounting 2" scale	7/6
0-40 Volts square panel mounting 2" scale	7/6
0-20 Amps square panel mounting 2" scale	7/6
0-500 Volts square panel mounting 2" scale	12/6
0-40/120 mA. double reading scale, round	12/6
0-1,500 V. electrostatic 2½ scale, round	25/-
0-100 V. A.C. rectified type 2½ scale, round	25/-

RECEIVER UNIT TYPE 159. Size 8" x 6½" x 4½", containing VR91, VR92, CV66, VR65 and 24 V. selector switch. New condition, 15/-.

No. 38 "WALKIE-TALKIE" TRANS./RECEIVER. Complete with throat mike, phones, junction box and aerial rods in canvas bag. Freq. range 7.4 to 9 Mc/s. All units are as new and tested before despatch. As supplied to Overseas Police Forces. £4/19/6, carriage 2/6.

WALKIE-TALKIE TYPE 46. Containing 6 valves, 2 of VP23, HL23/DD, QP25, TP25, ATP4, 3 I.F.T.s 1.6 Mc/s. Mike and intervalve trans., aerial rods, etc. Metal case, size 12" x 6" x 4". In new condition, but less transmitting components removed by the M.O.S. Price, including carriage, 35/- Limited quantity.

EF50 (VR91) BRAND NEW RED SYLVANIAN. 10/- original boxes. British Types boxed 8/6. Unboxed British Types, 6/-.

FREQUENCY CONTROL CRYSTALS. By American G.E. Co. Octal base fixing. Following frequencies only: 5,500 kc/s, £200 kc/s, 8,000 kc/s, 7/6 each.

METAL RECTIFIERS. S.T.C. 300 V, 75 mA., 6/-; G.E.C. 6 V, 1 A., 4/-; Westinghouse 12 V, 2 A., 12/6. 12 V, 3½ A., 17/6. Pencil Type E.H.T. 600 V., 1 mA., 4/7. Pencil Type E.H.T. 1,000 V., 1 mA., 6/-.

If unable to call, please send stamp for Current 28-Page Catalogue.

5 HARROW ROAD, W.2

We are situated at the junction of Edgware Road, and Harrow Road facing Edgware Road Tube Station.

OPEN ALL DAY SATURDAY.

Telephone—PADdington 1008/9 & 0401

CUT OUT THAT T.V.I.

WITH

Labgear WIDE-BAND COUPLERS



For assured results, these points, provided **only** by LABGEAR wide-band couplers, are **vital**.

- (1) Shielded construction.
- (2) Accurate disposition of inductances with respect to the screening.
- (3) Factory selected dust-iron cores for H.F. operation at POWER.
- (4) Sealed coil and core units. Precision laboratory adjustment of inductance to $\pm \frac{1}{2}\%$.
- (5) Adjustable trimmer capacity compensation for various circuit lay-outs. It is absolutely essential to have a fixed L/C ratio for any given design of W.B. Coupler.
- (6) Factory adjustment and measurement of the mutual coupling resulting in a flat response ± 1 db.

Don't take risks with guesswork

Protect yourself with scientifically designed components

Labgear (Cambridge) Ltd.

WILLOW PLACE, CAMBRIDGE.

Phone: 2494/5

ALPHA OFFERS

Condensers.—Wax tubular, wire ends, .1 μ F 500 V, .02 μ F 1,000 V, .002 μ F 400 V, .005 μ F 350 V. All guaranteed, 4/d. each. 4/- dozen.

Metal Rectifiers.—12 V i A, 1/-; 36 V 45 mA, 1/-; 12 V 3 A, 18/6; 250 V 60 mA, 5/6.

Constructors' Bargains.—Panel No. 1 containing 6 .01 μ F 600 V Spragues and sundry other resistors and condensers, 3/- each. Panel No. 2 with over 18 resistors, some wirewound, 1/11 each. Panel No. 3 containing over 35 resistors & condensers 2/6 each. Bleeder Resistors, 10K Ω 20 W, green vitreous, 1/6 each. EA50 Diode Holders, cradle type, 2 for 9d., 3 for 1/-. EA50 Valve complete with valvholder and top cap, 2/6 each. Tubular copper rods, 12" long, will plug into one another to make a rod aerial, 3/- dozen.

Valve Bargain. Six 15 V valves, types 8D2, 9D2, 4D1, 15D2, etc., for 11/6 the set. 1/- post.

3170A. Chassis. Partly dismantled, leaving all valve holders, resistors, condensers, switches, Pye-type co-axial plugs, complete with case, 7/6 each. Carriage 3/-.

Valve Screens. 3-piece type for octal or standard British 4-volt valves, 1/- each.

Transformers. Pentode output, 3/11 each. Class "B" Driver, 3/11 each. Class "B" output, 3/11 each. G.P.P. output, 3/11 each. Goodman's output, 4/9 each.

Loudspeakers. 21" Elac 15 Ω , 12/6; 3" Plessey 3 Ω , 12/9; 5" Plessey 3 Ω , 12/6; 8" Goodman 3 Ω , 16/-; 10" Goodman 3 Ω , 32/6; 12" Truvox 3 Ω , 60/-.

VALVES. GUARANTEED NEW AND BOXED. SOME GOVERNMENT SURPLUS.

OZ4	8/-	5Z4	9/-	SP41	4/-
6D6	7/6	5U4G	9/-	SP61	4/-
6C6	7/6	5R4	9/-	6AC7	7/9
EB34	3/-	5Z5	9/-	6C5GT	7/6
12A6	6/9	954	2/9	6F6M	9/-
12SR7	8/-	955	5/-	6SL7	9/-
MS/PEN	6/9	956	3/3	6SH7	7/-
1T4	9/-	6K7G	6/6	6J5GT	5/6
1S5	9/-	6J7M	8/6	6SN7	11/6
1S4	9/-	E1148	2/-	MH41	7/9
1R5	9/-	2A5	7/9	V872	4/-
3A4	9/-	EF8	7/6	6V6GT	9/6
3V4	9/-	CV6	2/-	80	9/6
3Q4	9/-	CV9	4/-	KTZ41	6/9
3S4	9/-	VU120A	4/-	6X5GT	9/-

TERMS: Cash with order or C.O.D.

Send 3d. stamp for full list.

Please include postage, 6d. under 10/-, 1/- under 20/-, 1/6 under 40/-.

ALPHA RADIO SUPPLY CO.,

5/6 VINCES CHAS. VICTORIA SQUARE, LEEDS, 1

SUCCESS?

In Radio, Television, and Electronics, there are many more top jobs than engineers qualified to fill them. Because we are part of the great E.M.I. Group we have first-hand knowledge of the needs of employers, thus our Home Study courses are authoritative and based upon modern industrial needs. Alternatively, our courses will prove equally valuable to you in your hobby.

POST THIS COUPON NOW

E.M.I. INSTITUTES, Postal Division, Dept. 21, 43 GROVE PARK ROAD, CHISWICK, LONDON, W.4.

Please send, without obligation, your FREE BROCHURE. (I have marked the subjects which interest me).

Mechanical Eng. Electrical Eng. Draughtsmanship.
 Radio. Television. Production Eng. Automobile Eng.
 Aeronautical Eng. General Cert. of Education (Metric). Civil Service. Also courses for A.M.I. Mech. E., A.M.I.C.E., A.M. Brit. I.R.E., A.F.R.Ae.S., CITY and GUILD EXAMS. in Mech. Eng., Elect. Eng., Telecommunications, etc.
 Other Subjects

NAME

ADDRESS

.....

.....

E.M.I. INSTITUTES — The College backed by an Industry

START HERE

Specially useful for Communications and Television Work . . .

The



WIDE-RANGE

SIGNAL GENERATOR

A Signal Generator of wide range and accuracy of performance, designed to cope with modern radio and television work. Turret coil switching provides six frequency ranges covering 50 kc/s—80 Mc/s.

50 kc/s—150 kc/s
150 kc/s—500 kc/s
500 kc/s—1.5 Mc/s

1.5 Mc/s—5.5 Mc/s
5.5 Mc/s—20 Mc/s
20 Mc/s—80 Mc/s

Stray field less than $1\mu\text{V}$ per metre at a distance of 1 metre from instrument.

General level of R.F. harmonic content of order of 1%.

Direct calibration upon fundamental frequencies throughout range, accuracy being better than 1% of scale reading.

45 inches of directly calibrated frequency scales with unique illuminated band selection, giving particularly good discrimination when tuning television "staggered" circuits.

Of pleasing external appearance with robust internal mechanical construc-

tion using cast aluminium screening, careful attention having been devoted to layout of components with subsidiary screening to reduce the minimum signal to negligible level even at 80 Mc/s.

Four continuously attenuated ranges using well-designed double attenuator system.

Force output 0.5 V.

Internal modulation at 400 c/s, modulation depth 30%, with variable L.F. signal available for external use.

Mains input, 100-130 V. and 200-260 V. 50-60 c/s. A.C.



MAINS MODEL, as specified, or **BATTERY MODEL**, covering 50 kc/s. to 70 Mc/s. powered by easily obtainable batteries **£30**

Fully descriptive Pamphlet available on application to the Sole Proprietors and Manufacturers:

The AUTOMATIC COIL WINDER & ELECTRICAL EQUIPMENT CO. LTD.
WINDER HOUSE • DOUGLAS STREET • LONDON • S.W.1 Telephone: VICTORIA 3404/9

S.G.1

Come to **SMITH'S of EDGWARE ROAD.**

THE FRIENDLY SHOP

FOR ALL RADIO COMPONENTS

We stock everything the constructor needs—our 25 years' experience of handling radio parts and accessories enables us to select the best of the regular lines and the more useful items from the surplus market in:

Loudspeakers and Phones	Valves and CR Tubes
Transformers and Chokes	Cabinets and Cases
Meters and Test Equipment	Capacitors and Resistors
Pickups and Turntables	Coils and Formers
Switches and Dials	Plugs and Sockets
Metalwork and Bakelite	Aerials and Insulators
Books and Tools	Motors and Generators
Valve Holders and Cans	Wires and Cables
Metal Rectifiers	Panel Lights and Fuses
Sleeving, Nuts and Bolts, Tags, Clips, Grommets and all other bits and pieces.	

NOTHING TOO LARGE—NOTHING TOO SMALL!

Everything you need under one roof—at keenest possible prices.

H. L. SMITH & CO., LTD.

287/9 Edgware Rd., London, W.2. Telephone: Paddington 5891
Hours 9 till 6 (Thursdays, 1 o'clock) Near Edgware Road Stations, Metropolitan and Bakerloo.

EASIBINDERS

for the **R. S. G. B. Bulletin**

Bind your issues in the Easibinder. By a simple operation the journals are inserted with a steel wire, and at once become a neatly bound volume for the Bookshelf.

The Easibinder is bound in green cloth, and gold-blocked with title and years on the spine. It will hold 24 issues.

PRICE 13/- (Post Free)


A binder can be sent on approval if requested. When ordering please state the years to be blocked.

EASIBIND LTD.

84 NEWMAN STREET, LONDON, W.1.

Special Offer to **R.S.G.B. Members**

G.E.C.



MR SERIES

V.H.F. RECEIVERS

The receiver uses 10 valves as follows: h.f. and 1st det stages ZA2, 954 or EF50s. Local oscillator, Det 19, three i.f. stages KTW63s. Det and a.v.c. D63 double diode. L.f. H63, output KT63. Noise suppressor D63.

Technical Data: Frequency range (A) 128-131 Mc/s (2.134-2.29 metres); frequency range (B) 95.5-100 Mc/s (3.14-3.0 metres); frequency range (C) 78.5-82 Mc/s (3.82-3.66 metres); intermediate frequency 8.3 to 9.8 Mc/s; oscillator crystal controlled; sensitivity 3 mV for 50 m.w. audio output, 30% modulation at 130 Mc/s, input impedance 72 ohms; band width 9.8 Mc/s, 8.3 Mc/s; at 6db down 105 kc/s, 90 kc/s; at 40db down 295 kc/s, 215 kc/s; maximum power output 2 W; may be operated entirely from a 6 V or 12 V source of d.c. (with suitable motor generator to supply anode voltage), or with external source of 6 V and 270 V; housed in a grey enamel steel case, 10" x 8" x 7"; total weight 22lb. We consider these are the best bargain in Government surplus obtainable anywhere. Note the price.

£2 9s. 6d., plus 5/- carriage.

H.P. RADIO SERVICES LTD.

55 COUNTY ROAD, LIVERPOOL 4.

Est. 1935.

Tel.: Aintree 1445

Recognised as the Most Reliable Valveholders

We make
all types of
Valveholders



★ Wholesale Enquiries:—

CYRIL FRENCH LIMITED

8 GH STREET, HAMPTON WICK, MIDDLESEX
KIN 2240

★ Manufacturers' Enquiries:—

THE McMURDO INSTRUMENT CO. LIMITED
VICTORIA WORKS, ASHTEAD, SURREY
ASHTEAD 3401

Radio Society of Great Britain

COUNCIL, 1952

President:

FREDERICK J. CHARMAN, B.E.M., G6CJ

Acting Vice-President:

LESLIE COOPER, G5LC

Hon. Secretary:

ARTHUR O. MILNE, G2MI

Hon. Treasurer:

DOUGLAS A. FINDLAY, D.F.C., A.S.A.A., G3BZG

Hon. Editor:

JACK HUM, G5UM

Immediate Past-President:

WILLIAM A. SCARR, M.A., G2WS.

* * *

MEMBERS: H. A. Bartlett, G5QA; C. H. L. Edwards, A.M.I.E.E., G8TL; T. L. Herdman, B.A., A.M.I.R.E., G6HD; F. C. Lambeth, G2AIW; H. McConnell, GM2ACQ; R. Walker, G6QI; P. W. Winsford, G4DC.

GENERAL SECRETARY: John Clarricoats, G6CL.

R.S.G.B. Bulletin

Vol. xxvii No. 9

March, 1952

CONTENTS

	page
Forthcoming Events - - - -	390
Editorial—Current Comment - - -	391
Facts—Not Fancies - - - -	392
Let's Look at DX Conditions by Basil Wardman (G5GQ) - - -	393
Using Lamps as Resistances by D. N. Corfield, D.L.C. (Hons.), A.M.I.E.E. (G5CD) - - - -	396
Technical Forum—Clapp v. Colpitts - -	398
The Helping Hand to Amateur Radio by B. W. F. Mainprise, B.Sc. (Eng.), A.M.I.E.E. (G5MP) - - - -	400
It's Topical - - - -	402
The Month on the Air by A. O. Milne (G2MI) - - - -	403
Slow Morse Practice Transmissions - -	405
Around the V.H.F.s by W. H. Allen, M.B.E. (G2UJ) - -	406
Amateur TV by M. Barlow (G3CVO) - - - -	408
Society News - - - -	409
Representation - - - -	410
A Radio Amateur's Library - - - -	412
Headquarters Calling - - - -	413
Regional and Club News - - - -	414
Affiliated Societies - - - -	416
New Books - - - -	417
Letters to the Editor - - - -	418

Forthcoming Events

REGION 1

Blackpool.—March 18, G3FYZ, 351 Whitegate Drive.
Chester (C. & D.A.R.S.).—Tuesdays, 7.30 p.m., Tarran Hut, Y.M.C.A.
Darwen & Blackburn.—April 18, 7.30 p.m., Y.M.C.A., Limbrick, Blackburn.
Liverpool.—March 15, 29, 2.30 p.m., Larkhill Mansion House, West Derby.
Southport.—March 24, April 7, 21, 8 p.m., Y.M.C.A., off Eastbank Street.
West Cumbria.—April 5, 7 p.m., Kells Community Centre, Whitehaven.
Wirral (W.A.R.S.).—March 26, April 9, 23, 7.45 p.m., Y.M.C.A., Whetstone Lane, Birkenhead.

REGION 2

Barnsley.—March 28, 7.30 p.m., King George Hotel, Peel Street.
Bradford.—March 25, April 8, 7.30 p.m., 66 Little Horton Lane.
Catterick & Richmond.—Wednesdays, 7 p.m., Loos Lines, Catterick Camp.
Darlington.—Thursdays, 7.30 p.m., 129 Woodlands Road.
Doncaster.—April 9, 7.30 p.m., Black Bull, Market Place.
Gateshead.—Thursdays, 7 p.m., Y.M.C.A., Sutherland Hall, Durham Road.
Hull.—March 26, April 9 (Beginners), 7.30 p.m., R.E.M.E. Canteen, Walton Street.
Leeds.—Wednesdays, 7.30 p.m., Swarthmore Educational Centre, Woodhouse Square.
Middlesbrough.—Thursdays, 7.30 p.m., Joe Walton's Boys' Club, Feversham Street.
Newcastle-upon-Tyne.—March 24, 8 p.m., British Legion Rooms, 1 Jesmond Road.
Pontefract.—March 20, April 3, 8 p.m., Fox Inn, Knottingley Road.
Rotherham.—Wednesdays, 7 p.m., Cutlers Arms, Westgate.
Scarborough.—Thursdays, 7.30 p.m., L.N.E.R. Rifle Club, West Parade Road.
Sheffield.—March 26, 8 p.m., Dog & Partridge, Trippet Lane; April 12, 8 p.m., Albreda Works, Lydgate Lane.
Staithe.—Fridays, 7.30 p.m., 3 Dartmouth Street.
Sunderland.—March 19, April 2, 7.30 p.m., 16 North Bridge Street.
York.—Wednesdays, 7.30 p.m., Club Rooms, Y.R.S., Fetter Lane

REGION 3

Birmingham (South).—March 16, 10.30 a.m., "Power Wiring," by G8JI, Stinchley Institute, April 6.
Coventry.—March 28, 7.30 p.m., N.F.D. Plans, Priory High School, Wheatley Street.
Kenilworth (including Warwick & Leamington).—March 20, 7.30 p.m., Dalehouse Lane.
Rugby.—April 1, 7.30 p.m., Public Library, Mather Street.
Stourbridge.—April 1, 8 p.m., King Edward's School.
Worcester.—Contact T.R., G8JC.
Wellington.—Mondays, 8 p.m., Y.M.C.A. Canteen.

REGION 4

Alvaston (D.S.W.E.S.).—Tuesdays, Thursdays, 7.30 p.m., Sundays, 10 a.m., Nunnsfield House, Alvaston, Nr. Derby.
Chesterfield.—March 25, April 8, 7.30 p.m., Bradbury Hall, Chatsworth Road.
Derby (D. & D.A.R.S.).—March 19, 26, April 2, 9, 16, 7.30 p.m., Derby College of Arts & Crafts, Sub-Basement, 119 Green Lane.
Leicester (L.R.S.).—March 17, April 7, 21, 7.30 p.m., Holly Bush Hotel, Belgrave Gate.
Loughborough.—March 19, April 16, 7.30 p.m., Great Central Hotel.
Mansfield (M. & D.A.R.S.).—April 6, 3 p.m., Swan Hotel.
Newark.—March 16, 30, 7 p.m., Northgate House, Northgate
Northampton (N.S.W.C.).—Fridays, 6 p.m., April 4, 7 p.m., Club Room, 8 Duke Street.
Retford.—April 6, 3 p.m., Community Centre, Chapel Gate. March 27, 28, 29, RADIO EXHIBITION, 3 to 9 p.m., Retford Town Hall, Station G3BTU/A. All bands.
Worksop.—April 7, 7 p.m., King Edward Hotel.

REGION 5

Chelmsford.—April 1, 7.30 p.m., Marconi College, Arbour Lane.
Ipswich.—March 26, April 9, 7.30 p.m., Territorial Drill Hall, Woodbridge Road.
Norwich.—March 27, 8 p.m., "The Duke's Palace," Duke Street. General discussion, "Local R.S.G.B. Affairs."
Southend-on-Sea.—March 26, 7.45 p.m., G2BHA, 27 Park Rd

REGION 6

High Wycombe.—March 25, 7.30 p.m., G2RL, Denewood, Totteridge.
Petersfield.—April 3, 7.30 p.m., The Market Inn, The Square.
Southampton.—April 5, 7.30 p.m., 22 Anglesey Road, Shirley

REGION 7

Acton, Brentford, Chiswick.—Every Tuesday, 7.30 p.m., A.E.U. Rooms, 66/68 High Road, Chiswick, W.4.

Barnes & Richmond.—April 8, 7.30 p.m., 308 Upper Richmond Road.
Barnet & Boreham Wood (B.A.R.S.).—April 12, 7.30 p.m., Bunny's Restaurant, New Barnet. (B. & D.R.C.)—March 19, 26, April 2, 9, 16, 8 p.m., "Hopedene," The Avenue, Barnet.
Bexley (N.K.R.S.).—March 24, April 14, 7.30 p.m., Freemantle Hall.
Brenford & Chiswick.—Tuesdays, 7.30 p.m., A.E.U. Rooms, 66 & 68 High Road, Chiswick.
Bromley, Kent (N.W.K.A.R.S.).—April 6, 7.45 p.m., "The Shortlands Tavern," Station Road, Shortlands.
Chingford.—March 27, 8 p.m., 1 Essex Road, E.4; April 4, 8 p.m., A.T.C. H.Q., Pretoria Road, E.4.
Dulwich & New Cross.—April 7, 7.45 p.m., "Kentish Drivers," Rye Lane, Peckham.
East Ham.—Fortnightly, 8 p.m., 57 Leigh Road.
East London.—March 23, 3 p.m., Ilford Town Hall. "Amateur Radio in the East and West," Dr. G. Bloomfield, G2NR.
East Moesey (T.V.A.R.T.S.).—April 2, 8 p.m., "Carnarvon Castle," Hampton Court.
Edgware (E. & D.R.S.).—Wednesdays, 22 Goodwin Avenue, Mill Hill.
Enfield.—March 16, April 20, 3 p.m., George Spicer's School, Southbury Road.
Finsbury Park.—March 18, 7.30 p.m., 164 Albion Road, Stoke Newington, N.16.
Grays.—March 28, 8 p.m., Baird's Cafe, Orsett Road.
Guidford & Woking.—March 23, 3 p.m., Royal Arms Hotel, North Street.
Hayes & Uxbridge.—April 4, 7.30 p.m., "The Vine," Uxbridge Road.
Hoddesdon.—April 3, 8 p.m., "Salisbury Arms."
Holloway.—Mondays, Wednesdays and Fridays, 7.30 p.m., Grafton School, Eburne Road, N.7.
Ilford.—Every Thursday, 8 p.m., "Junko," 579 High Road, Ilford.
Kensington & Shepherds Bush.—April 18, 8 p.m., 38 Royal Crescent.
Kingston (K. & D.A.R.S.).—March 21, 26, April 4, 9, 7.45 p.m., Penrhyn House, 5 Penrhyn Road.
Lewisham (R.A.R.C.).—Every Wednesday, 8 p.m., Durham Hill School, Downham.
Norwood.—March 15, April 19, 7.30 p.m., 35 Grangecliffe Gardens, South Norwood.
Slough.—March 21, April 18, 7.45 p.m., "The Golden Eagle," High Street.
Southgate.—April 10, 7.30 p.m., Arnos Secondary Grammar School, Geography Room, Wilmer Way, New Southgate.
Watford (W.R.A.T.S.).—Tuesday fortnightly, 7.45 p.m., "Cookery Nook," The Parade, Watford.
Welwyn.—April 1, 8 p.m., Council Offices, Welwyn Garden City, V.H.F. Night.

REGION 8

Brighton (B.D.R.C.).—Tuesdays, 7.30 p.m., Eagle Inn, Gloucester Road. (E.B.S.W.C.)—Thursdays, 7.30 p.m., 27 Warren Avenue, Woodingdean.
Chatham (M.A.R.T.S.).—Mondays, 7.30 p.m., Co-operative Hall, Luton Road.
Eastbourne.—March 20, April 3 and 17, Swallow Cafe, 333 Seaside.
Gillingham (G.T.S.).—Alternate Tuesdays, 7.30 p.m., Medway Technical Institute.
Hastings (B. & H.R.C.).—March 25, April 8 and 22, 7.30 p.m., Saxons Cafe, Seaford, Hastings.
Isle of Thanet (I.O.T.R.S.).—Fridays, 7.30 p.m., George Hotel, Hawley Street, Margate.

REGION 9

Bath.—March 17, 7 p.m., 12 Pierrepont Street.
Bristol.—April 18, 7 p.m., Carwardine's Restaurant, Baldwin Street, Bristol 1.
Exeter.—April 4, 7 p.m., Y.M.C.A., 41 St. David's Hill.
North Devon.—April 3, 7.30 p.m., Rose of Torridge Cafe, The Quay, Bideford.
Penzance.—April 3, Railway Hotel.
Plymouth.—March 15, 7 p.m., Tothill Community Centre, Tothill Park, Knighton Road, St. Judds.
Torquay.—March 15, 7.30 p.m., Y.M.C.A., Castle Road.
Weston-super-Mare.—April 1, 7.30 p.m., Y.M.C.A.
West Cornwall (W.C.R.C.).—March 20, April 3, "Fifteen Balls," Penryn.
Yeovil.—Wednesdays, 7.30 p.m., Grove House, Preston Rd.

REGION 11

Llandudno.—April 2, 7.30 p.m., Station Restaurant.

REGION 13

Edinburgh (L.R.S.).—March 20, thence fortnightly, 7.30 p.m., Edinburgh Chamber of Commerce, 25 Charlotte Square.

REGION 14

Falkirk.—March 28, 7.30 p.m., The Temperance Cafe.

R·S·G·B· BULLETIN

Official Journal of the

Incorporated Radio Society of Great Britain

Editor:

JOHN CLARRICATS

Editorial Office:

NEW RUSKIN HOUSE,
LITTLE RUSSELL STREET,
LONDON, W.C.1

Telephone: Holborn 7373



Advertisement Manager:

HORACE FREEMAN

Advertising Office:

THE NATIONAL PUBLICITY
CO., LTD.

358 STRAND, LONDON, W.C.2

Telephone: Temple Bar 0948-9

Issued free to members.

Hon. Editor: JACK HUM

Published on or about the 15th of each month.

VOLUME XXVII No. 9

MARCH 1952

CURRENT COMMENT

Supremumque Vale

THE sudden death of the King brought to British radio amateurs a wave of sympathy from their fellows all over the world. To the Headquarters office of the Society came message after message, from within and without the Commonwealth, showing the high regard in which the Monarchy is held by all sorts and conditions of men, every one of whom is a link in the chain that is Amateur Radio.

By reflection we may feel that this esteem falls upon his subjects as well as upon the Sovereign himself. For if our overseas friends did not regard Britain, its late King and its people with affection and respect they assuredly would not have transmitted their condolences to us in so spontaneous a manner.

The occasion reminds us that British institutions and the British way of life are still an example to many. In our own small world of Amateur Radio that is also true. Let us make quite sure that each one of us upholds that example.

Year-long Season

NOT so very long ago—very roughly, until the start of the war—the yearly round of Amateur Radio activities fell naturally into two subdivisions. There was the operating season from Autumn until late Spring, and there was the quiet season when conditions were low and static was high, and holidays, gardening and other outdoor preoccupations put the padlock on The Most Important Room of the House, commonly known as "The Shack."

That is not so today. Knowledge of the peculiarities of our long-distance communication bands is such that, subject to the correct choice of frequency, contacts over great distances are possible at most times of the year.

That is a development which would have occurred anyway as knowledge increased.

But there are two other factors that tend to spread the radio season over the whole twelve-month. Both were becoming manifest in the last year or two before 1939 and have gathered momentum more recently. One of them is National Field Day, which holds clear claim to be

easily the most important and popular event of the R.S.G.B. year. The other is the growth of v.h.f. communication.

In respect of Field Day there can, of course, be only one time at which to hold it in a climate such as ours, and that is high summer. Preparations for it in most centres begin months ahead, and have their own effect in prolonging the interest in Amateur Radio which might otherwise be tempted away to other things as the "DX" season wanes and the lighter evenings arrive.

Nor does the graph of activity tail-off suddenly when National Field Day is over for another year. Interest is sustained by the fascinating beckoning of the v.h.f. bands that come into their own during those warm months when propagation is at its best—and at times even beyond those warm months right up to December, as happened in 1951. The Summer concentration on 2 metres is a natural trend, though not a particularly healthy one; the cause of the v.h.f.'s would be better served were many more amateurs to use them when the going is tough rather than to confine their activities to those times when ducting gives promise of easy DX.

Background Noise

BECAUSE the R.S.G.B. BULLETIN is primarily a technical journal, it does not have space to spare to indulge in long polemics about Amateur Radio politics. It refuses therefore to be tempted by Austin Forsyth's article in the February issue of *The Short Wave Magazine* into fruitless argument. And it has no intention of dealing point by point with Mr. Forsyth's suggestions. Obviously, the Council must take note of them. But since his general attitude towards the R.S.G.B. was so effectively dealt with by "A.O.M." in the November, 1951, issue of this journal, there seems no point in going over the same ground again with the possible danger of its developing into a "did, did not" discussion to the general exasperation of all those amateurs who want to get on with their hobby.

Each member can form his own opinion as to why Mr. Forsyth's attacks should be launched, and can ask himself why other contemporary journals

such as *Wireless World* or *Short Wave News* see no reason to make them.

Each member, too, can observe for himself the studied omission from *The Short Wave Magazine*, over a very long period, of references to the many major R.S.G.B. events that form so important a part of the Amateur Radio year (e.g., National Field Day). Truly, charges of lack of co-operation come strangely from Mr. Forsyth.

And each member can indulge his own quiet smile at the suggestion that the *Magazine* should become the official R.S.G.B. mouthpiece, with the elimination of the R.S.G.B. BULLETIN—and the major source of competition!

Yes, each member can come to his own conclusions about why the argument was ever started in the first place by *The Short Wave Magazine*.

Whatever the causes, it is clear that these outside assaults have, if nothing more, strengthened the Society—probably done it good, and benefited the assailant not one whit. In all aspects of history, attacks from outside a body politic have always resulted in the closing of the ranks. This was no exception.

There is one place, and one place only, for those who sincerely believe that they can further the direction of the Society, and that is as a Member of the Society's governing body—the Council itself. J.H.

FACTS . . .

About the Bulletin

- The BULLETIN has appeared every month for nearly 27 years.
- The last 12 issues have contained 542 pages compared with 476 pages for the previous 12 issues.

About Other Society Publications

- The Society is not a commercial publishing concern, but it is permitted by its Memorandum—drawn up 26 years ago—to print, publish and sell works or treatises on radio science or its applications. This it does.

- As far back as 1933, the Society published the 1st Edition of "A Guide to Amateur Radio." A new edition appeared at each of the five National Radio Exhibitions from 1933 to 1937.

- "The Amateur Radio Handbook"—first published in 1938—grew out of the "Guide."

- No less than 189,000 copies of the 2nd Edition of the Handbook and 115,000 copies of the "Radio Handbook Supplement" were sold.

- The funds of the Society increased by £11,000 from the sale of the Handbook and Supplement.

- Since 1946, the Society has published a series of 9 technical booklets, each dealing with a specialised subject.

- The funds of the Society have increased by £5,000 from the sale of these booklets and other cash sales items. None of these booklets has individually failed to show a profit.

- In August, 1951, the Society published the 1st Edition of the "Amateur Radio Call Book."

- The funds of the Society have increased by more than £100 from the sale of this publication.

About the Society's Organisation

- At the Regional Representatives' Conference held in April, 1951, the Representatives recommended—"that the Council shall be composed of the President, the Immediate Past-President, the Executive Vice-President, the Honorary Officers, and a Representative elected by the members in each Region: that the conduct of the Society shall be entrusted to an Executive Committee consisting of the President, the Immediate Past-President, the Executive Vice-President, the Honorary Officers, and five other members of the Council; that the full Council shall meet at least four times per annum to receive the report of the Executive Committee, and give such directions to policy as shall be required."

- There are at present nearly 200 Regional, County, Town and Area Representatives holding office.

- The Society is still operating on subscription rates fixed in 1926.

About Licences

- Because the Society continued in active operation and maintained liaison with the G.P.O. throughout the 1939-45 war, Amateur Transmitting Licences were restored within a few months of the cessation of hostilities.

- Negotiations between the Society and the G.P.O. have resulted in many improved post-war licence facilities. These include:

- (a) Granting of full permits to all pre-war holders of non-radiating licences, subject to passing the Morse test.
- (b) Permission to use Frequency Modulation.
- (c) Removal of aerial restrictions.
- (d) Permission to use 150 watts after a probationary period.
- (e) Amateur Television.

- Service exemptions from the Morse and Technical examinations and plans for the Radio Amateurs' examination were negotiated by the Society.

. . . NOT FANCIES!

LET'S LOOK AT DX CONDITIONS

By BASIL WARDMAN, G5GQ*

In this article the author suggests that dependency over apparently poor DX conditions is unnecessary; that after a few exceptional years conditions are returning to average; and that with a little thought all amateurs can enjoy their hobby as much as ever. Log entries throughout the past twenty-five years are examined to support his contention.

It is said, perhaps with some truth, that most people will believe anything—if it is repeated often enough! So, with all the talk of poor DX conditions that has been flooding the air for months, the writer became equally convinced and added his quota to the snowball of depression, until the idea occurred one evening, of comparing the number of DX contacts made during 1951 with that of 1950. The surprising fact emerged that in 1951, a supposedly bad year, the number was actually in excess of any post-war year!

Experts talk glibly about 300-year maxima, sun-spot cycles, the passage of Jupiter, etc., all of which are perfectly valid for their purpose, *i.e.* commercial point-to-point working for a certain number of hours each day. But we, as amateurs, are neither running a commercial service, nor concerned with working the same station day after day; the majority of us are interested in communicating with other stations, and if some of these are a long way off, well—it adds to the thrill.

These notes are intended for the average amateur, with limited time for his hobby, who likes to get the maximum enjoyment out of his activities—which usually means the number of stations he can contact whilst on the air. The writer's log has been analysed for 25 years back, the number of DX contacts worked each year obtained, and their distribution into continents calculated on a percentage basis.

Basic Statistics

Obvious queries will be raised about power and location. In pre-war days, G5GQ was blessed with very high power facilities and excellent aerial masts. Since the war, life in a flat has limited power to an absolute maximum of 150 watts (a pair of 807s), many contacts being made with only 18 watts input; no real aerial facilities are available—20 ft. of thin wire being used as an "invisible" aerial strung ten inches outside and along the wall of the steel-framed building. The extremes of amateur location and power difficulties have therefore been encountered at various times during the years analysed.

* 59 Eton Place, Eton College Road, London, N.W.3.


"DX" is interpreted as contacts with stations outside Europe, the bands used being 10, 20 and 40 metres pre-war, and, owing to aerial difficulties, 10 and 20 metres post war. Here are the figures over six years, taken at random pre-war, with all post-war figures in full.

Geographical Area	1935	1938	1948	1949	1950	1951
	(per cent.)	(per cent.)	(per cent.)	(per cent.)	(per cent.)	(per cent.)
N. America (excluding Pacific Coast)	52	64	21	64	91	58
Pacific Coast, Alaska, etc.	29	7	8	25	2	11
Oceania	4	7	64	5	1	16
Asia	4	8	2	—	—	4
Central and South America	4	4	3	6	4	4
Africa	7	10	2	—	2	7
	100	100	100	100	100	100
No. of contacts	503	286	65	66	114	117

A great disparity seems to occur for the year 1935 with its 503 contacts. Some 200 of these were obtained during the A.R.R.L. DX Contest, when special valve tests were being carried out, this being the only serious time ever devoted to a contest. Allowing for this, reduces the 1935 figure to 303, giving a more accurate perspective. Furthermore, 1948 and 1949 did not permit of quite so much operating time as other years.

The Question of Power

The first question is the vexed one of power, but unfortunately the location-circumstances are so different that it is impossible to make a direct comparison between the powers used. On the question of signal-strength, however, the difference between pre-war high power with good aerials and



Typical bread-board type low-power crystal-controlled transmitter built about 1928.

the present maximum of 150 watts with poor aerials averages between 2½ and 3 "S" points, indicating a power difference of 20 to 25. Thus, discounting and ignoring the more crowded post-war band conditions, 25 times the effective power brought only three times the number of contacts, i.e., a maximum of 303 as compared with 117. This, it is suggested, proves conclusively that only enormous increases in effective power (either in input or aerial arrays), far beyond the reach of most amateurs, are worth-while, and that he is not swamped-out completely by his higher-powered brethren.

Similarly, whilst no definite pattern can be traced, the "continental" distribution remains surprisingly constant for the high-power arrangements as compared with low power. For instance, the four per cent. figure for contacts with Central and South America averaged during 1935-1938 is repeated in 1948-1951, which suggests that the majority of amateurs can enjoy contacts on a completely world-wide basis; that increased power will mainly provide more contacts within the operating time (though nothing like as many more as might be expected), and definitely not more countries or continents.

The Question of Conditions


The second point is that of actual conditions. In the year 1950, 91 per cent. of the DX contacts were with North America; this was because 28 Mc/s conditions to the U.S.A. were good, when a large number were worked on n.b.f.m. On the other hand, in 1948, only 21 per cent. North Americans were worked, but 64 per cent. of the contacts were with Oceania. In 1949, 25 per cent. of contacts were with the Pacific Coast—these and the 1948 contacts being made on 14 Mc/s.

Here we can revert to the opinion of the experts. Quite accurately they forecast good 28 Mc/s conditions for the winter 1949-50, and a large number of 28 Mc/s 'phone contacts were made. They also forecast that poor 28 Mc/s conditions would follow. The amateur who consistently operated on 28 Mc/s during the latter part of 1950 or during the whole of 1951 expecting to get lots of U.S.A. contacts, was bound to be disappointed. Had he chosen other bands he would have made plenty of contacts with other parts of the world.

The Analysis


Looking at the general pattern over 25 years, some indication of the best periods for operation emerges from the following:

(a) The major DX "contact possibility period"



It was with this transmitter that G6LL made his pioneer DX contacts on 28 Mc/s with the U.S.A., October, 1928.

falls between November and March, though this may vary from year to year. Taking 14 Mc/s as an example, U.S. signals should "pour in" from 1900-2400 G.M.T. In an exceptional year, depending on sunspots, etc., this good period will start in November and go right through to the end of March. Similar signals will come through on 7 Mc/s from around 2200 G.M.T., but will start a month later and finish a month earlier. During a bad year, DX conditions on 14 Mc/s may not start until mid-February and may last only six weeks, the time of ending being fairly consistent. The existence of this period appears to be related to the earth's magnetic field, preventing east-west contacts, but favouring north-south. There is a critical angle for this, since—for example—apart



P.A. stage using a 75 W screened-grid valve. Widely-spaced components and stand-off insulators, with screening just coming into use, are typical of the equipment development period.

from South Africans usually being good for some weeks before this period commences, South Americans also come through. The latter are difficult to work from Great Britain because, owing to the favourable north-south conditions prevailing, Europeans are swamped by U.S.A. stations. Similarly, Pacific Coast signals often come through because they arrive from a northerly rather than a westerly direction. Variations in the magnetic conditions that favour or prevent signals from coming-in from certain directions is demonstrated by West Coast signals which peak suddenly to S8, and just as suddenly vanish, to be replaced by weak East Coast signals.

(b) The "summer solstice period." Between the end of the first week of June and the end of the month, a period of settled weather usually occurs, with bright sunny days, and complete lack of humidity. Pacific Coast stations come in for about three hours each morning between 0530 and 0830 G.M.T.—this DX period lasting two to four weeks according to the year. The fine weather conditions never hold, but they always herald the opening of this season. As the Pacific Coast stations drop out, those in Oceania begin to come in, continue through to August and then disappear until later in the autumn.

These general conditions are known to most amateurs, but the danger is that we are all too apt to rely on them, switching-off at other periods when the band appears dead. A truly "dead" condition on any band is extremely rare; the main trouble seems to be lack of activity, too many stations believing that the band is flat for DX and is therefore not worth investigating.

Thus, for example, in November, 1949, G5GQ worked WIBUD at 2330 G.M.T. amid severe QRM from thousands of East Coast stations. Around 0130 G.M.T., whilst there were still hundreds of local stations on the air, there seemed to be a slight change in conditions. A "CQ W6-W7" call brought four immediate replies. Using 40 watts, G5GQ appeared to be the only European getting across. The reason is psychological: Europeans were not expecting to work W6 then, and did not try, while conversely W6s did not expect to hear Europe, so weren't listening.

Quarter Century of DX

When preparing these notes, the writer was asked to make comparisons with the very early days around 1924, when, on ten watts, amateurs used to work much of the present DX. Unfortunately, space does not permit an adequate survey to be made, but the following brief review highlights the main features of the past twenty-seven years.

From any analysis, three absolutely distinct operating periods appear; these are:

1924-1930.—This period saw "the dawn of international DX." It was the time of the self-excited transmitter, and the "low-loss" two-valve receiver. To work a station outside Europe was an achievement and the aim of every amateur. The writer's log records ten contacts with the U.S.A. during one night on 46 metres, using less than ten watts. The bands were fairly unoccupied, signals rare, and even an S3 signal would produce an answer. It meant sending double at 8 w.p.m., but so long as the call was confirmed, one was satisfied. There were exceptions, but that was the general picture.


1930-1939.—This was the "equipment development" period, during which crystal-controlled transmitters and single-signal superhets came into general use. Consistent long-distance amateur communications resulted; readability approached 100 per cent., and regular schedule operation came into being.

Post-war.—This has been the v.f.o. cum-aerial-array period, with Amateur Radio achieving wide recognition (remember that before the war we in the U.K. held experimental, not amateur, licences). Both aerial arrays and v.f.o.'s are very mixed blessings. The aerial array tends to concentrate operation on certain bands and in certain directions and militates against the wider use of bands. This is one of the causes of the apparent "deadness" of 80 m and 40 m at the present time as compared with earlier days.

Looking back over those twenty-seven years, insufficient experience has been acquired to compare DX conditions then with now. There are probably cycles taking hundreds, if not thousands, of years, compared with which our small lunar and sunspot cycles are only local (in time) variations. But—and it's an important but—the past 27 years of development in short-wave communication have also witnessed the development and increased use of electrical equipment. The sensitivity of modern receivers is limited by background noise, and when the number of vacuum-cleaners, refrigerators, small motors, etc., that have come into general use during these years is considered, then the effective sensitivity of the 1925-1926 "low-loss" two-valve receiver was probably higher on 40 and 80 metres than the modern, sensitive, superhet of today.

Three Point Plan

All that is past; we must look to the future. Since the war, with the introduction of the amateur licence, the movement has grown enormously. The post-war period commenced with peak conditions, which are now returning to average, and it is up to all amateurs to treat them that way and assist those who have only known post-war conditions to obtain the greatest enjoyment from their hobby.



World-famed call JA2KW has frequently provided a much needed DX contact to aspirants for DX C.C. Equipment includes Collins 75A1 and Hammarlund HQ129X. The transmitter is a BC610.

So, from the statistics of the past—to the future. What can be done to get more profitable use of our bands, greater enjoyment of our hobby, giving all—whether high or low power—a better chance? Here are some suggestions:

(i) To encourage a more optimistic attitude by coming on the air, if only for a few minutes, when conditions seem quite flat.

(ii) To promote greater use of the amateur frequencies by not adhering to one band only and closing down if it seems to be flat; but to give the other bands a chance and encourage all stations to spread their operation.

(iii) To feature a "Band Activity" section in the BULLETIN, to which volunteers could contribute a monthly return of stations worked in each continental group, including times of day and the wavebands used. From this data a chart could be prepared each month summarising DX activity. This, the writer believes, would do more to encourage wider use of the various bands than any other measure, and would provide a more accurate forecast, for amateur purposes, than any at present available.

Finally, if this article only provokes a little thought and co-operation, we shall have gone far towards a solution.

Results

TOP BAND CONTEST —JANUARY, 1952

- | | |
|--|----------|
| 1.—D. E. Davies (Region 10)
(GW3FSP) | 184 pts. |
| 2.—J. C. Foster (Region 8) (G2JF) | 174 pts. |
| 3.—P. R. Gollidge (Region 5)
(G3EDW) | 169 pts. |

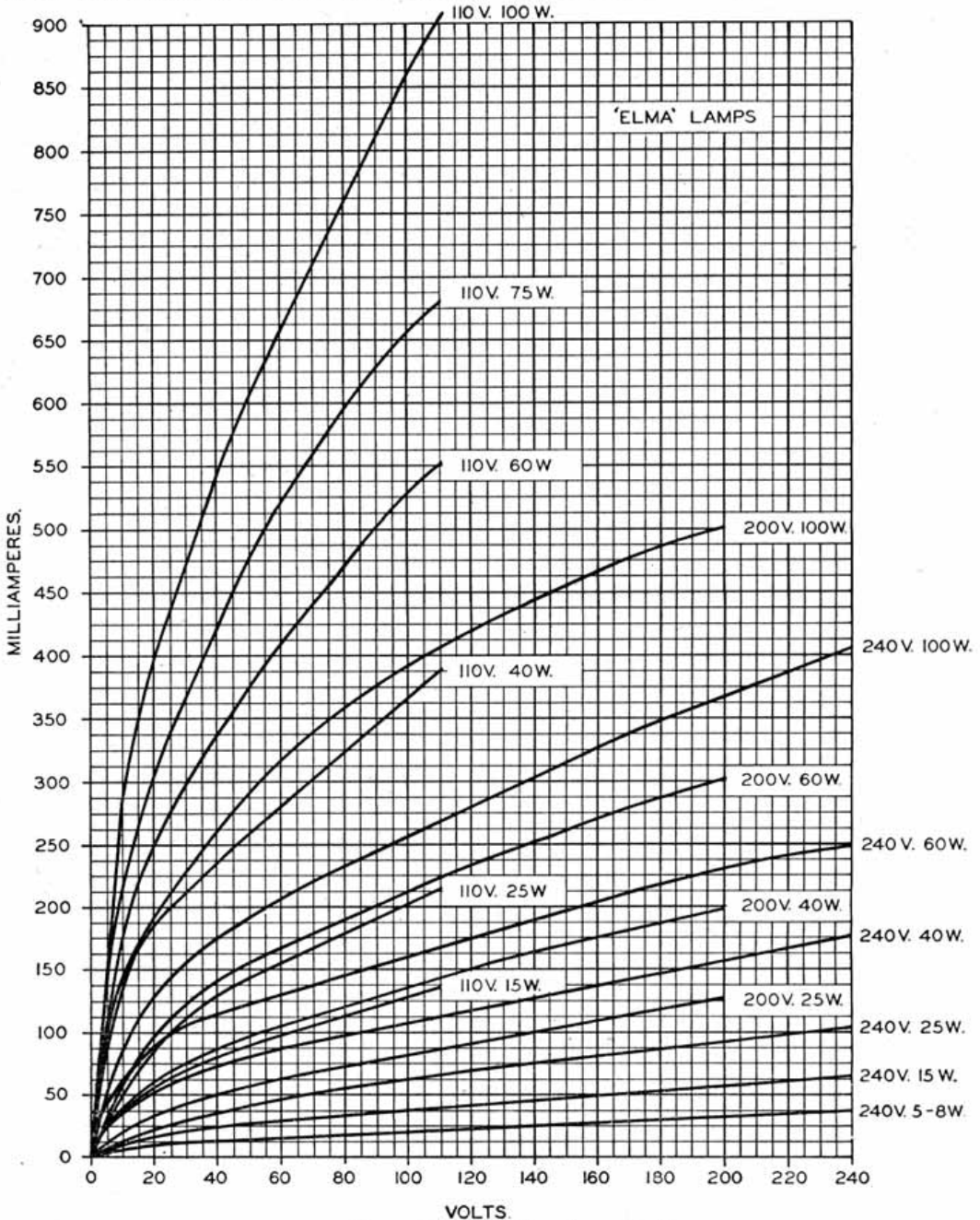
Full report next month.

USING LAMPS AS RESISTANCES

By D. N. CORFIELD, D.L.C. (Hons.), A.M.I.E.E. (G5CD)*

It is not generally appreciated that lamps may be conveniently employed as resistors of high-wattage dissipation and as a means of measuring the power output of a.f. and r.f. amplifiers. In response to numerous requests a graph (originally published in the January, 1937, BULLETIN) showing a series of curves plotting voltage against current for most of the standard lamp sizes is reproduced

below. The curves relate to gas-filled lamps made by members of the Electric Lamp Manufacturers' Association (E.L.M.A.), and do not necessarily apply to cheap imported lamps. It will be apparent from the graph that the resistance of a lamp does not follow a straight-line law, but the resistance or wattage dissipated for any voltage or current can be readily determined.



Voltage and current characteristics of gas-filled lamps

Lamps as Resistors

When a high-wattage dissipation resistor is required, a suitable lamp or lamps can be conveniently used for this purpose. They are relatively cheap, and have the added advantage that should they become open-circuited, or should the supply voltage fail, they indicate the fact in an obvious manner. If, for example, a pair of valves require a common bias resistor of 500 ohms to pass 100 mA., then a lamp taking 100 mA. at 50 V. would be suitable. Reference to the curves will show that a 110-V. 15-W. lamp should be the correct size.

Due to the fact that lamps when cold will pass a heavy initial surge current, they should not be used in series with valve heaters or filaments in place of the normal mains-dropping resistor. A valve heater is somewhat sensitive to heavy current surges, and it is recommended that lamps should not be so employed unless a suitable surge-limiting device is also incorporated in the circuit. Such devices are semi-conductors having a high negative-temperature co-efficient of resistance, and are commonly known as *thermistors*, being marketed in various current ratings under commercial names such as *Brimistor*, *Varite* or *N.T.C.*

Measurement of Power

In general, all amplifiers, whether a.f. or r.f., are designed to deliver their power into some known impedance for the purposes of matching. If lamps of suitable size are available, with a resistance of the same order as this impedance, then they may be used quite successfully as an artificial load at frequencies up to about 150 Mc/s. (and—with some reservation—at 420 Mc/s.). Thus, a transmitter designed to work into a 300-ohm feeder to give an output of 75 W. would need a 200-V. 100-W. lamp as an artificial aerial, its resistance being 340 ohms at this power. Again, a modulator providing 75 W. into 5,000 ohms could be adequately tested with three 200-V. 25-W. lamps in series as the load in place of the p.a.

There are two ways of using a lamp or lamps for measuring power—one electric, the other photometric. The current through the lamp may be measured by means of a hot-wire or thermocouple meter, or, alternatively, the voltage across it may be measured with a valve voltmeter, the watts being calculated by reference to the curves. If no r.f. measuring instruments are available, however, the measurement may still be made by photometric methods. The simplest is to set up a similar lamp about three feet away, supplied with d.c. or a.c., whose voltage or current can be adjusted and measured with ordinary meters. A sheet of paper with a grease spot in the centre (a grease-spot photometer) is placed exactly halfway between the two lamps. The second lamp is adjusted in brightness until the grease spot is no longer visible, at which point the current or voltage may be read from the meter, reference to the curve giving the power in either lamp, since the two are now equal.

Alternatively, a photographic exposure meter may be used instead of the photometer to adjust both lamps to a similar brightness. As a refinement, the exposure meter can be calibrated by means of a given lamp lit from d.c. or a.c. to read watts directly, providing the same lamp is then used for the r.f. or a.f. load at the same distance away.

For use at r.f., it is advisable to dispense with the lamp-holder and solder directly on to the cap. For v.h.f. working, the lamp cap may be re-

moved if desired, in order to shorten the connections (though the capacity in the cap is small compared with that in the pinch of the lamp).

Certain types of lamp, when used at 420 Mc/s., will be found to have a standing-wave on the filament, evinced by the fact that the filament is of uneven brightness. Under these circumstances the impedance is unlikely to be near the expected value, and measurements may be unreliable.

Apart from this special case, measurements by means of lamps can be accurate within about 10 per cent. In any case, the use of lamps provides a cheap and easy method of comparing the output of one piece of apparatus with another.

A Simple Audio Filter

INFORMATION regarding a source of supply for the toroidal inductance forming the basis of the audio filter described on page 303 of the January issue, would be welcomed by the author, Mr. T. G. Hull (G3FIE), Heatherbrae, Heath End, Farnham, Surrey, who has received a number of enquiries from members. This component, which was generally available a few months ago, is now difficult to obtain.

Side Slip

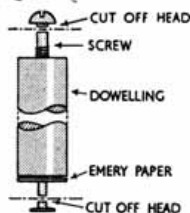
THE author (Mr. D. Woods) has drawn attention to a small misprint in the Appendix to his article "The Collins Coupler," published last month. Equation (A9) should read:

$$R_L'' = \frac{2\omega^2 L^2}{R_S} = 2R_L'$$

Gadget Corner

A PAINTED chassis may look very nice when the gear has been built, but it has one definite disadvantage—the need for careful scraping wherever an earth connection has to be made.

The gadget illustrated simplifies this task and produces a neat circular area of burnished metal just where the solder tag is to be secured to the chassis, instead of the usual area of irregular scraping that occurs when a wire scraper or emery paper is used.



A short length of dowelling, a screw and a nail combine to make a useful gadget for preparing chassis earth points.

The method of construction is as follows. Take a length of wooden dowelling about 2 in. long and $\frac{1}{8}$ in. in diameter, and drill a small hole in each end. Into one hole, screw an ordinary wood screw, leaving about an inch projecting, then cut off the head so that the remaining part can be held in a small drill. Drive a nail into the other end and cut off the head. Finally, cut a circle of emery paper of the same diameter as the dowelling, and pass it over the nail, sticking it securely on to the wood with the aid of "Bostick" cement.

The device may be used when a hole has been drilled in the chassis for an earth tag. With the screw end firmly gripped in the drill, put the nail through the hole, press lightly on the chassis, and rotate the dowelling a few times. A bright circle of clean metal will result. A quicker action can be obtained by damping the emery and sprinkling a little powdered emery or sharp sand on it.

R.J.D.

* 20 Hoop Lane, London, N.W.11.

while the capacitance causes it to lag by the same amount, so that the resultant phase-shift is zero. The circuit cannot, therefore, oscillate at the series-resonant frequency.

"At frequencies higher than resonance, the reactance of L is greater than that of C, so the two elements have an overall inductive reactance which increases as the frequency increases—in fact, at any one frequency, the series circuit acts as an inductance of a definite value. At one particular frequency, this effective inductance resonates with the total capacitance between the top of C1 and the bottom of C2 in Fig. 1d, producing parallel resonance, and the required phase-shift for oscillation. The circuit therefore oscillates at the parallel resonant frequency, which is higher than the series resonant frequency of L and C. If L is very large, and C is small (as they should be), the difference between the two frequencies is also very small. The position is actually rather more complicated, but the above explanation presents a sufficiently true picture without pedantic hair-splitting."

Frequency Stability

Fresh comment on the subject of stability is provided by Basil Wardman, G5GQ, who states: "In all feed-back oscillators, whether Hartley, Colpitts, Ultra-audio, or whatever type, there are two principal and interlocking factors which must

and 1000 μF . respectively. The large capacities which we once used across the inductance have been transferred to the real seat of the trouble, so that small variations in valve capacities have negligible effect on frequency, enabling a high L circuit to be used (Fig. 2c).

"In effect, the inductance is tuned by one small parallel capacity comprising C2, C3 and C4 in series. If C2 and C3 are 1000 μF . each, and C4 is 100 μF ., then the effective maximum tuning capacity is around 90 μF .. This is one tenth of the value normally used for oscillators, which explains why more turns can be added to the coil.

"The real purpose of C4 is to act as a coupling condenser: tuning is ancillary. There is, therefore, a minimum value for C4, as also for the other coupling condenser, C1. For amateur frequencies, such as 1.7, 3.5 or 7 Mc/s., this is about 30 μF ., below which value oscillation is uncertain. If C4 be omitted, we come back to the accepted Colpitts circuit, which works perfectly well—the effect being to increase the parallel tuning capacity (in the example quoted) from 90 μF . to 500 μF ., causing a drop in oscillator frequency from 1700 kc/s. to about 1100 kc/s."

A Question of Drive

A practical point is emphasised by G3IDM, who writes: "All correspondents on this subject seemed to have missed the fact that the drive from a Colpitts or COMO oscillator does not vary much over a given band, whereas the Clapp circuit provides optimum drive for only one set of conditions, and unless the series and parallel capacitances are varied simultaneously, the drive falls off rapidly. While this may not be a serious drawback for the average amateur, it must nevertheless be borne in mind. I regard the Clapp as a crystal substitute, in fact as well as in name, and consider it as a more-or-less fixed frequency oscillator, variable over only a small band of frequencies."

Infinitely Stable Oscillator

An interesting possibility is revealed by G3PL, who points out that "this discussion contains a red-hot tip on how to make an infinitely stable oscillator. If a circuit can be produced which really does operate at the series-resonant frequency of L and C, then no external influences (valve changes, stray capacitances, supply-voltage variations, etc.), can have any effect whatever on frequency!" But—can it be done? He has tried two or three schemes, but none have worked. The Butler circuit is claimed to be successful, but he has not tried it yet.

Terminology

Finally, a note by G5GQ on oscillator terminology: "To decide the question of whether the Clapp circuit is fundamentally a Colpitts oscillator or not is purely a matter of opinion. In other fields there are many different accepted circuits derived from a few basic ones. For instance, the standard crystal oscillator and the T.A.T.G. are the same, the essential difference being that the former uses a very high-'Q' circuit in the grid. The fact that this happens to be a 'mechanical' circuit does not affect the issue, because, if we could find an electrical substitute, we would certainly not call it a T.A.T.G. again, but choose some other title! Since that is practically the measure of difference between the basic Colpitts and the newer Clapp-Gouriet arrangement, I contend that there is a precedent for differentiating in this case also."

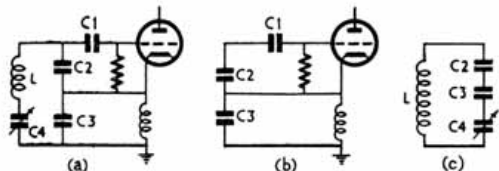


Fig. 2

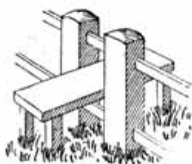
(a) The accepted series-tuned Clapp circuit; (b) capacity arrangements in grid circuit of (a); (c) the effective capacity of the circuit is the sum of three capacitances in series, and is, therefore, less than the smallest component capacity.

be taken into account, namely—frequency drift due to heating-up, with consequent change in actual valve capacities, and the need for a high-"Q" frequency determining circuit, i.e. a high L/C ratio. The best, so far, is the crystal, which is almost entirely L.

"The small change in valve capacities due to heating-up has, in the past, made a considerable difference to the frequency of an oscillator using high L/C circuits. So, for many years we have been using large tuning capacities in conjunction with comparatively low inductance to obtain stability (e.g. on 7 Mc/s. parallel capacities of 0.001 μF . have been common practice). The oscillator would work perfectly well with more inductance and less parallel capacity (e.g. 50 μF .), but its frequency stability would be poor, because the inductance would be "swamped" by valve capacities.

"Gouriet, or Clapp, whichever it was, has gone to the root of the trouble in a brilliantly simple manner. Fig. 2a shows the conventional Clapp circuit, and Fig. 2b shows the grid arrangements of the same circuit, where C1 is the normal grid condenser, and C2 and C3 comprise the feed-back circuit. They also serve to swamp-out the capacity-heating effects of the valve-electrodes—grid to cathode, grid to earth, and cathode to earth. These valve capacities are about 5 μF ., each, compared with the condenser values of 100

THE HELPING HAND



TO AMATEUR RADIO

Part IX.—Correcting a “rough” Transmitter Note

AS a result of the modern trend towards variable frequency operation as opposed to crystal control, many present-day telegraphy transmissions are inferior to those of the pre-war era. Every operator should take a pride in keeping his transmitted note free from any blemish of roughness or chirp, and how this may be achieved will be considered in some detail in this and the next article.

A poor note is invariably due to inadequate design or stability in the transmitter, and a complete check of all stages is desirable. The first step in systematic testing is to prepare a circuit diagram

By

B. W. F. MAINPRISE
B.Sc. (Eng.), A.M.I.E.E. (G5MP)

from the transmitter chassis itself. Each connection must be traced, and the labelled value of every component recorded. A beginner will frequently assert that the wiring has been checked and found in order, but a thorough examination by an experienced operator will usually disclose an error—for instance, a grid-leak connected to the wrong side of its associated grid condenser; screen and suppressor grid connections transposed; or even resistors of incorrect value due to wrong colour-code identification.

While tracing the wiring of the circuit, a note should be made of any leads which could be shortened, and of any components (particularly r.f. decoupling resistors and condensers) which could be more judiciously located in order to reduce the length of the connecting wires. Many l.f. chokes bear no markings of their inductance, while the capacitance of electrolytic condensers of unknown date may be much less than their nominal value; these and similar items should be queried on the diagram, so that they can later be measured and tested.

Checking the Note

When the tidying of the wiring and the preparation of the circuit diagram have been completed, equipment to monitor the transmitted note must be considered. Ideally, it should comprise a highly stable totally screened oscillating detector, covering all the transmitter wavebands, powered by internal batteries, with only the headphone leads (suitably filtered against r.f. pick-up) entering the screening-box. Unfortunately, such a piece of apparatus is not likely to be available unless it takes the form of a heterodyne wavemeter.

A receiver may be used instead, however, provided that adequate precautions are taken against excessive r.f. pick-up. It may be advisable to move both receiver and transmitter temporarily to the vicinity of a ground-floor window, so that each can have a short earth-lead to its own earthing-rod. The aerial and earth terminals of the receiver should be strapped together. Separate points of connection to the mains supply are preferable—e.g. a floor socket for the transmitter and a ceiling pendant for the receiver. The latter may require a mains r.f. filter consisting of two chokes—each comprising 100 turns of No. 18 s.w.g. d.c.c. wire, wound on a $\frac{1}{2}$ -inch wooden dowel. One choke should be inserted in each mains lead, and should be by-passed to earth at both ends by 0.003 μ F mica condensers.

Some receivers tend to give a tone-modulated note to a strong incoming signal when the r.f.-i.f. gain control is turned well back. This possibility must be checked before carrying out tests on the transmitter.

Analysis

With the monitoring equipment in readiness, the transmitter should be switched on, and the defective note carefully studied for the following points:—

(a) Is the roughness present on all wavebands, or confined only to a few?

(b) Is it affected by the tuning of any particular stage?

(c) Is it affected by the aerial coupling, or by coupling the exciter to the final stage?

(d) Does the anode and grid current of any one stage show an abrupt change at some off-resonance setting?

These observations should be written down for future reference, as they will often enable certain common sources of trouble to be exonerated in a particular case, so that attention can be concentrated on a narrowed field of search.

Roughness of note may, in general, arise from eight distinct causes:—

(i) *Insufficient smoothing of anode supplies.*—This can be checked by adding externally a choke of known inductance (around 20 H) and a freshly manufactured 16 μ F electrolytic condenser. It should be noted that many war-surplus chokes have an effective inductance of about 8 H or less, which is too low a value. Where insufficient smoothing is encountered, it is generally more economical to use the choke only in the lead supplying h.t. to the oscillator and subsequent stage; provided that the oscillator supply is really pure d.c., relatively little smoothing may be found necessary in the higher-powered stages.

(ii) *Heater-cathode capacitance or leakage in the oscillator valve.*—This is of consequence only in circuits such as the e.c.o., where the cathode of the valve is taken to a tap on the grid coil and thus operates at r.f. potential, or where the cathode lead includes a series r.f. choke. It does not arise if the cathode is earthed directly or *via* a suitably by-passed bias resistor. The quickest test is to disconnect the heater tags on the valve-holder from the l.t. supply wiring, substituting two heavy leads connected to a freshly charged car accumulator, so that the heater is running from a d.c. supply. (Note that many valve types are sensitive to heater voltages falling below the rated 6.3 or 4 V.)

If this test cures the trouble, then a rectified and smoothed d.c. heater supply should be provided, using a half-wave rectifier (shown as X in Fig. 1)

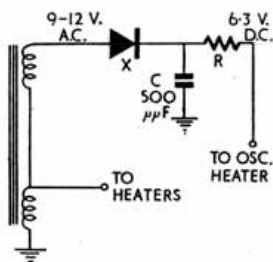


Fig. 1.

Method of obtaining rectified and smoothed d.c. heater supply for oscillator stage.

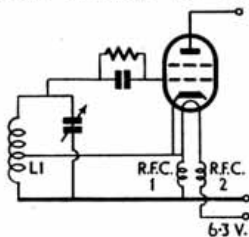
followed by a 500 μ F 12 V smoothing condenser (C). The input voltage to the rectifier should be about 50 per cent higher than the required output voltage, and may be obtained from half of a spare winding on the mains transformer. A voltage-dropping resistor, made from a few inches of the element wire from an electric fire, may be necessary for voltage adjustment; but control of input voltage to the rectifier is preferable. The current in the heater winding will be about 2.5 times the valve heater current.

If a full-wave bridge-connected rectifier be used, the winding current will be about 1.5 times the heater current, but neither side of the winding can then be earthed. Again, an input voltage some 50 per cent higher than the required output voltage is necessary.

Alternatively, a.c. may still be used for the heater supply if chokes are inserted in the leads, as shown in Fig. 2. Allowance should be made for any

Fig. 2.

Operation of oscillator heater at same r.f. potential as cathode. (R.F.C.1 may be omitted, and R.F.C.2 replaced by a coil interwound with, and having the same number of turns as, L1.)



voltage drop which may occur in these items. In this way the heater will operate at the same r.f. potential as the cathode, and leakage or capacitance effects will be negligible.

(iii) *Vibration of coil turns.*—This may be readily checked by giving the coil mount a "rap" with a pencil—a brief musical ping should result. If the note becomes "fuzzy," then the coil turns must be secured by applying a low-loss adhesive such as polystyrene cement. (Note that adhesives consisting of celluloid dissolved in amyl-acetate may cause appreciable reduction of output on frequencies above 7 Mc/s unless applied sparingly.)

(iv) *Electrostatic injection of hum voltage.*—This affects audio-frequency rather than radio-frequency circuits. Heater wiring should be kept

away from grid-circuit wiring and components, the latter being connected directly across the actual tags on the valve-holder, using the shortest possible leads. Screening may assist to some extent.

(v) *Electromagnetic injection of hum voltage.*—Special care should be taken to ensure that grid-circuit wiring does not form an open loop which may be cut by the alternating field from a transformer, choke, or heater wiring. Outgoing and incoming leads should run close to each other, and all connecting wires should be as short and direct as possible. Screening will have a negligible effect on 50-cycle electromagnetic fields, unless mu-metal or some other expensive alloy is employed.

(vi) *Poor earth-return paths.*—These may often be located by touching the mounting brackets of coils and condensers with a pocket screwdriver (insulated except for the tip of the blade), and noting whether any change in beat-note results. Care must be taken to avoid electric shock when probing into "live" circuits; the operator should use one hand only, keeping the other behind his back or in his pocket. Suppressor-grid and heater tags on valve sockets should be similarly tested for change in beat-note. All earth-returns should be brought to a single point—normally adjoining the cathode-tag on the valve-holder. Copper strip instead of wire may be preferable for the major r.f. return paths. Mica (not paper) by-pass condensers of about 0.003 μ F are satisfactory for screen, suppressor and other positions, provided that the leads are kept short. If any increase in capacity is found necessary, it may be desirable to use a small capacitance in parallel with a larger one, especially when u.h.f. voltages are present.

(vii) *Parasitic oscillation.*—This consists of unwanted or spurious oscillation at a frequency (or frequencies) other than that to which the transmitter is tuned. It may occur at a low frequency (*i.e.* in the long or medium wave band) due to resonance of a choke with a by-pass condenser or stray capacitances forming an oscillatory circuit. For this reason, chokes should be omitted where possible; for example—at normal frequencies a grid-leak resistor of more than 10,000 ohms should not require a choke in series with it.

More commonly encountered, and harder to eliminate, is parasitic oscillation at ultra-high frequency. This may arise through resonance of the valve's internal leads with stray capacitances or with by-pass condensers. Alternatively, the leads from the valve to the grid and anode tuned circuits may, through their inherent self-inductance and self-capacitance, form an oscillatory circuit. Such oscillation can usually be damped-out by means of "stopper" resistors (value around 50 ohms) connected in the leads immediately adjacent to the valve pins or valve cap. In place of resistors, small chokes (consisting of a few self-supporting turns of wire, wound to the diameter of a pencil) are often successful, and frequently chokes and resistors are used in parallel.

Parasitic oscillation may also occur at the screen or suppressor electrode of a valve. "Stopper" resistors should then be tried next to the appropriate tag on the valve-holder (*i.e.* between the tag and the by-pass condenser with its associated voltage-dropping resistor, if any). Unfortunately, this will impair to some extent the by-passing at the operating frequency, possibly resulting in self-oscillation of the stage. Dual or triple by-pass condensers of different values are often used to eliminate such u.h.f. parasitics.

Spurious oscillation of this type is common in tetrodes such as the 807. In extreme cases, where the power rating permits the change, it may be

desirable to try alternative valve types (e.g. 2E26 or 2E22 pentode).

(viii) *Self-oscillation*.—This may occur in an amplifier stage when the grid and anode circuits are tuned to the same frequency; it does not normally occur in doubler or tripler stages. The tendency towards self-oscillation in a stage may be examined by removing the drive from the grid circuit, and reducing the bias until anode current flows. On tuning the grid and anode circuits, a sudden change in the anode current accompanied by a flow of a grid current, will indicate the presence of oscillation.

Adequate screening between grid and anode components is essential; the only remaining feedback path should then be *via* the grid-anode capacitance of the valve, and neutralisation should result in complete stability. The usual circuit for neutralisation was described and illustrated last month.

Where a single-ended stage (in which no provision for neutralisation was originally made) proves slightly unstable, it may be readily neutralised by the addition of a small pre-set capacitance C_n (Fig. 3) wired between the valve

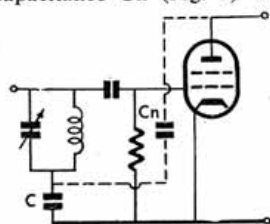


Fig. 3.

Neutralisation of a single-ended stage by the addition of a small pre-set capacitance, C_n , connected between valve anode and the driver tank - circuit by - pass condenser C (See text.)

anode and the r.f. by-pass condenser C of the previous tank circuit. This system is due to Warren Bruene (*CQ*, August, 1950), and the writer has found it excellent in practice. The operation of the circuit depends upon the correct ratio of C_n to C. Since the former is effectively in parallel with the tank tuning condenser, it should be limited in value to about $5 \mu\text{F}$. The corresponding value of C may be derived from the following formula:—

$$\frac{C_n}{C} = \frac{C_{ga}}{C_{gf}}$$

where C_{ga} is the valve anode-grid capacitance, and C_{gf} is the valve input capacitance, together with the wiring and stray capacitances and the output capacitance of the driver valve (where condenser coupling is used). If valve tables are not available, a total of about $30 \mu\text{F}$ may be assumed for C_{gf} .

Taking the example of an 807 p.a. valve driven by a 6F6, it will be found that $C_{ga} = 0.2 \mu\text{F}$, and $C_{gf} = 11 + 10 + 13 = 34 \mu\text{F}$. Selecting a convenient value of $5 \mu\text{F}$ for C_n , and substituting these figures in the equation above, it is found that $C = 850 \mu\text{F}$. The nearest standard value— $0.001 \mu\text{F}$ —would be employed in practice, with a correspondingly slight increase in C_n . For power inputs of up to 25 watts, a Philips concentric trimmer of the air-dielectric type will be found satisfactory.

The many friends of Council Member **P. W. (Bill) Winsford, G4DC**, will be pleased to hear that he has been appointed Head of the Marion Richardson Junior Mixed School, Stepney, London.

Mr. E. J. R. (Jack) Cowles, G3AJU—the Society's County Representative for Suffolk—was last month elected President of the **International Short Wave League**. Jack is an ardent exponent of QRP, a diligent worker in the cause of Amateur Radio, and an authority on the "Constable Country." In extending congratulations to him on his preferment, his many friends in the Society also offer best wishes for the continued success of I.S.W.L.

"**Suppress Television Interference**" is the title of an illustrated pamphlet now being distributed with renewed car licenses by the Road Fund Authorities. Published by the G.P.O., it appeals to users of motor vehicles to have suppressors fitted to the ignition system of their engines, and uses two photographs of a television picture (captioned *before* and *after*) to illustrate the devastating effects which can be produced by an un-suppressed vehicle. The moral is—in amateur parlance—T.V.I.-proof your car!

Calling S.J.A.B. again—a regular sked takes place every Sunday morning at 1100 G.M.T. on 1733 kc/s between G3IDG (ex-B.R.S. 12474) and G3IDF, who have served 9 and 8 years respectively in the 104th Balham and Tooting Division of the **St. John Ambulance Brigade** (see *QUA* in the April, 1951, *BULLETIN*, and following issues). They invite other members of the Brigade to join them on the air, or to forward reports.

R. F. Pilkington, G3IAG, who is serving as a Radio Officer on the *M.V. Apapa*, sailing between Liverpool and Lagos, Nigeria, would be pleased to hear from other G-licensed amateurs who are **maritime operators**. He mentions that while in Lagos recently he heard G5JU (Birmingham) on "Top Band."

The **loftiest television station** in the world is to be located at Cortes Pass, Mexico, 12,500ft above sea level (mid-way between the two famous volcanos Popocatepetl and Ixtlachuatl), and will function as a 2500-watt slave satellite of XHTV, the 5000-watt television station of Mexico City. . . . Two types of **u.h.f. sweep generator** for visual alignment of u.h.f. equipment, and having a *fundamental* frequency range of 470 to 890 Mc/s, are being produced in America by R.C.A. . . . **Nina Barrett, G3GYL**, blind YL radio amateur, was heard by listeners to the B.B.C. Home Service recently when she took part in a special broadcast commemorating the birth of Louis Braille. . . . **5,798 hours** of B.B.C. programme material was used by U.S. radio stations and networks last year as compared with 2,143 hours during the previous year.

LONDON LECTURE MEETING

The last London Lecture Meeting of the season will be held at the Institution of Electrical Engineers, Savoy Place, Victoria Embankment, London, W.C.2, on Friday, March 28, 1952. Buffet Tea from 5.30 p.m. Meeting commences at 6.30 p.m.

Speaker: **Mr. H. A. M. Clark, G60T**

SUBJECT: MICROPHONE ACOUSTICS FOR THE RADIO AMATEUR.

Historical Documents

THE General Secretary would be pleased to hear from any member who is willing to loan or donate any documents bearing on the early days of Amateur Wireless in the United Kingdom. In particular he is anxious to obtain copies of the *English Mechanic and World of Science* (issued prior to 1914), copies of *The Marconigraph* (predecessor of *Wireless World*), early text books, directories of call signs, and copies of early licences.

Retrospect

THE month of February, 1952, will long be remembered for some of the worst DX conditions experienced in recent years. Apart from the 14th and 15th (when the most unusual things happened), the main DX bands consisted of "hiss and locals." On one or two evenings for short periods, South African signals were good but unreliable, the best being several appearances of Z57C at S9 'phone and an excellent signal from ZD9AA, now operating with 500 watts on 'phone. On the two days mentioned above, everything seemed to come in at S9 but at the wrong time of day—e.g. ZL3JD at midday, KL7 at 2 p.m. and a CE at 4 p.m. American signals stayed until well after 9 p.m., there being no sign of the roaring noise which usually arrives to drown everything around 7 p.m.

"Top Band"

It is a pleasant relief to record the happenings on the "Top Band," in contrast to the general air of frustration which characterised the normal DX bands, in particular 7 Mc/s.

G2YY of Berwick-on-Tweed succeeded in making the first G contact with Cyprus when he worked ZC4XP on 1830 kc/s at 2130 G.M.T. on February 23. On the same day, he also worked OH3NY, OH3PK and OH7OH. The contacts have been confirmed. On February 16, at 2300 G.M.T., G4AU and G6HD were heard by SU1XZ in Ismailia, both stations receiving reports of 339.

GD3UB, on the other hand, gave his attention to North America, and between 0657 and 0830 worked W2QHH (whom he has now contacted on five bands), 459; W1HSC, 569; W2MX, 569; W4ATC, 559, and W1EFN, 579. B.R.S. 17241 (Aldershot) copied both W1BB and W1LYV, while B.R.S. 250 (Thornton Heath) logged the following: January 20—W1, 2, 3, 4 and 9; February 17—W1, 3, 9, VE1, 2 and KV4AA (who was in contact with W9CVQ on 1996 kc/s). VE2WW—his first VE2—was in contact with GW3ZV, who also worked VE1EA and W9NH. G5JU worked VE2WW and W9NH.

ZL1AH, who reports that his contacts with the U.K. were made with an input of 100 watts to a two-element fixed beam, states that W9CVQ is using a top-loaded vertical. He comments that receiving conditions on this band are vastly better in New Zealand than in the U.K.

Notes and News

VP8AP is now at Port Stanley, the new call for South Orkney being VP8AE. A large number of QSL's from VP8AP have been distributed by the R.S.G.B. QSL Bureau during the past few weeks. He is running 60 watts to a modified Bendix TA12B. GC3HFE does not echo the complaints of those farther north regarding the 14 Mc/s band,

but considers 7 Mc/s more interesting with CR5 as the best DX. In his opinion, one of the most difficult places to contact from the Channel Islands is the mainland of Great Britain. He has worked ZL3OX on 7010 with his very efficient 9 watts, and reports that SU1MR hopes soon to be active once more. ZB1STC is working for a well-known firm in Malta.

From W5KUC's interesting publication we learn that Yves Raymond, the radio-electrician at Andorre-la-Vieille, Andorra, now has his call—PX1YR. FQ8AH's QTH is Andre Wailly, Box 180, Libreville, A.E.F. HB8JJ will be active soon as HB9JJ in Liechtenstein. Cards from FR7ZA have been received from R.E.F., but W5KUC says he passes the months of January, February and March in the mountains, when he spends part of his time making out QSLs to confirm QSOs. FL8BC is Gilbert Besset, Box 335, Djibouti, Côte Française des Somalis. FB8BB, with new operator, has been on c.w. and 'phone around 14110 kc/s from the beginning of March.

Cards for ZD9AA are being handled by ZS1FD, but QSLs can still be sent via R.S.G.B. "Never despair!" says G6FU, who has just received a card from W2BHM for a QSO made in October, 1935. The card is spotless, though a bit faded round the edges, and records the following particulars: QSA3, R5, QR1 p.d.c. QRH 14008! Is this a record? W5ASG is as much mystified as we are over the FD8AA heard asking for QSL via YO. This station and FD8AB give QTH as c/o R. G. de Tugny, Box 185, Lome, Togo.



Rotary beam—U.S. Navy style. The aerial system at JA2KW looks very much as though someone has lost part of a battleship!

* 29 Kechill Gardens, Hayes, Bromley, Kent.

The club station of the R.A.F. Amateur Radio Club at Compton Bassett is now on the air. Contacts to date include KT1, 3V8, KG4, KG6, FA, SU, ZS and W. They report that KT1DD, with an input of one watt, is at the U.S. Embassy in Tangier, and managed to maintain a 569 signal throughout a 40 minute QSO. G5JL still stays on 7 Mc/s—he must have an extremely natty form of anti-B.C. filter in his receiver! He says there are plenty of ZS's on this band, and both VQ4CM and VQ4HJP come in well around 7 p.m. Other DX on 7 Mc/s was OX3GL, OX3GI, VP5XR (input 1 kW), ZC4XP and VU5AB, also worked by G5GK. He recommends a contact with FA8DA for a certain QSL from Algeria.

VP7NM, in slightly less than 18 months on the air, with an input of 100 watts, has made the grade on DX C.C., W.A.A., W.B.E., B.E.R.T.A., W.A.S., W.A.C., W.A.C.E. and D.U.F. which shows what can be done with the right kind of call sign! (And with the time to spare!—Ed.)

B.R.S. 17241 reports reception of ZD4AB (Gold Coast) 2/339 between 2230 and 2325 on February 10, on a frequency of almost exactly 3500 kc/s. B.R.S. 7594 (Yeovil) obtained quite a bag on the same band: the KP4 round-table consisting of KP4BF, DD, ES, FAA and GP at 0015 G.M.T., and W's too numerous to list. On 14 Mc/s, CR4AD at 0730, CR5AC, and AD come in around 1900 G.M.T. QSL to Box 206, Bissau, Portuguese Guinea. VP5BP in the Cayman Islands on 14180 at 1945 G.M.T. is a nice one, but try and get a card out of him! B.R.S. 7594 reminds us that the DL8's are in the Russian Zone of Germany.

SM5ARL, the Swedish QSL manager, mentions that LB6ZD is active on Jan Mayen Island; his times of operating are 2100-2200 on 14025 kc/s and from 1500 onwards each Sunday on 7012 kc/s.

GM2DBX (who now has his DX C.C. 'phone certificate), whilst agreeing that conditions have been pretty poor, lists: Y13BZL, MP4KAC (a terrific signal), 9S4AX, OX3BI, VK6WR, VP1CN and VS2CQ. G6YQ reports that VU5AB is still only active on 7020 kc/s, but is very prompt with his QSL's.

PX and 3A2

DL4IA passes some information via B.R.S. 7594 regarding his expeditions to Monaco and Andorra. 3A2AP and PX1AA were operated on 3.5, 7 and 14 Mc/s, both c.w. and 'phone. The transmitter consisted of a 6V6-6L6 to push-pull 6L6s driving push-pull 807s, with an input of 100 watts, and an aerial 137 feet long. The 'phone rig, which was installed in a jeep, used an 829, giving an output of 60 watts to a 10 ft whip aerial.

PX1AA was active for seven days and 3A2AP for three days. All contacts will be QSL'd on receipt of cards through either the R.S.G.B. or DL4 QSL Bureau.

Frank Cropper G6XS

Elsewhere in this issue we record the sudden death of one of the stalwart supporters of this column. Frank will write no more, but he set an example of how a DX man should support his own magazine. The following is his last contribution posted the day before he died. W3JAK/AR 14022 at Beirut; VS7XG (569) 14022 at 1650; ZS4AK (578) 14040 at 1640; EL7A (579) 14025 at 1655; F18YB (579) 14042 at 0925; KR6HB (579) 14067 at 0925; LZ1KAB (588) 14090 at 1620; AP4A (579) 14050 at 1047; and 4UAJ, Jammu Kashmir (569) 14078 at 1130 G.M.T. Can we not hope that one or two of the other regular DX'ers will step into his place—please?

VQIRF

Frank Featherstone, VQ4RF, in a long letter agrees that a worse period for their expedition to Zanzibar could not have been chosen. Conditions—especially for Europe—were dreadful; the only stations to come in well were the South Africans and the Ws. About 1,200 contacts were effected in some 80 countries, despite the noise level which registered a constant S7 on the S-meter, so that only really strong signals had any chance at all! One of the bright spots, however, was the splendid co-operation received from Government officials and also Messrs. Cable and Wireless, who did everything in their power to make the trip a success. All QSL cards received will be acknowledged, but SWLs must be members of a recognised society and must include a reply coupon with their card.

Frank wishes it to be known that he had only one QSO on 3.5 Mc/s—with VQ4AQ. No European or W contacts were made on 7 Mc/s. He now has a permanent VQ1 licence and hopes to make a

Being Reprinted

R.S.G.B. AMATEUR RADIO CALL BOOK

Changes of address and additions for inclusion in the Second Edition of the R.S.G.B. Call Book must reach the Call Book Editor (Mr. J. P. P. Tyndall (G2QI), 174 The Drive, Ilford, Essex) by not later than Saturday, March 22, 1952.

further trip when conditions have improved, and when the local electricity supply has been changed over to a.c. He suggests a standard time basis for Amateur Radio contacts. He receives cards quoting M.E.Z., E.S.T., P.S.T., G.M.T., etc., and thinks it is high time the whole world used the same standard. (We agree.—Ed.)

United Nations

G3BVX, now in Pakistan, explains the 4U calls now being heard on our bands. The U.N. has its own communications network to cut down the cost of inter-mission traffic, the main station being 4UN in Jerusalem. All traffic from the missions is routed to 4UN, thence to Tangier where it is transmitted commercially to New York. The station farthest east—Pusan in Korea—is 4UK; the station in Bangkok, Siam (where the Headquarters of the U.N. Economic Commission for Asia and the Far East are situated), is 4UT; 4UA is at Rawalpindi, in Pakistan; and other stations are 4UG in Greece, and 4US in Geneva. Many of the missions have sub-stations which add a letter to the call sign of their control station; thus the sub-station of 4UA is 4UAK.

These stations, which are already recognised by some 60 nations, may be operated in the amateur bands without the permission of any Government. Cards have been received and dealt with at the R.S.G.B. Bureau.

Who's Who

G3SS—who has left for Nairobi, where he will be active as VQ4SS—is calling in to see a few ZS amateurs on his way. Norman Joly, G3FNJ, is now safely out of Egypt, and will eventually be active as ZC4RX. G3HBK is in Bahrein, and hopes soon to be on the air. MD5PM is now

back home but is not G3HFZ—this is the call of Flt.-Lt. Yardley, now in M.E.A.F. 15. Will ZE2KF, now in this country, please write to ZS6RI?

VQ3BNU/G3BNU, who is returning to England next month, will probably go to VQ4 around October. His home address is 216 Gloucester Rd., Cheltenham. G5CP—who left for the U.S.A. on February 19—will be away for six weeks—lucky man! 111R will soon be operating as AP11R, if the necessary permission is forthcoming. According to G5JL, he will be there for about a year. SU1VA will soon be back home at "Manor House," Isleham, Ely, Cambs. G3IDR, now in Germany, speaks enthusiastically of the warm welcome extended to him by DL1KU, PM and DL6IC.

G3IRC, who is in Ceylon, where he hopes soon to have a VS7 call, says he owes much to the kindness shown to him by VS7DB, who is returning to the U.K. shortly. Ex-AP2Z hopes soon to be back in England; he has QSL'd all his contacts. Congrats to Rowley Shears (G8KW, ex-DL2KW) and his wife on the safe arrival of a junior op.

Generosity

Readers will remember that a month or two ago we referred to Harold Lawson, B.R.S. 19312 (Hull), who is an invalid. G3GWT now tells us that, in consequence of our remarks, Harold has had many long and interesting letters from amateurs all over the country. In particular he thanks members of the "Tops" Clubs who, due to the inspiration of G5JL and GW8WJ, organised a collection and presented him with an 1155 receiver in good working order.


What a splendid story and what a fine example of the true "Ham" spirit.

Correspondence

Ed Sanders, WN4TNG, of 136 N. Stonewall Street, Rock Hill, South Carolina, 12 years of age, would like to correspond with a young radio amateur in Britain. Any offers? If so, please write to him direct.

Montreal Amateur Radio Society

The following officers were elected at the recent A.G.M. of the Club: *President*, John Harper, VE2ADX; *Vice-President*, Hal Harries, VE2ZF; *Treasurer*, Gerry McMullen, VE2IL; *Secretary*, Ethel Pick, VE2HI; *Liaison Officer*, Sid Chapman, VE2LV.



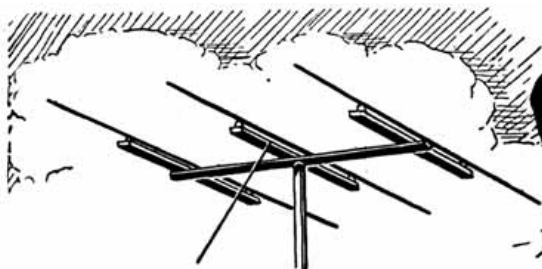
Slow Morse Practice Transmissions

The following slow Morse transmissions, sponsored by the Society, are intended to assist those who aspire to obtain an amateur transmitting licence. More volunteers are still required for parts of the British Isles not already covered, particularly in the London Area. Stations listed who find themselves unable to continue transmissions should immediately notify the organiser, Mr. C. H. L. Edwards, A.M.I.E.E. (G8TL), 10 Chepstow Crescent, Newbury Park, Ilford, Essex.

* Each station will operate in turn.

G.M.T.	Call	kc/s.	Town	G.M.T.	Call	kc/s.	Town
Sundays				Wednesdays			
10.00	G6MH	1990	Southend-on-Sea	14.00	G3ADZ	1910	Southsea
10.30	G3AAZ	1780	Welwyn	19.00	G3ADZ	1900	Southsea
	G3EPK			19.30	G3HBX	1870	Warwick
	G5UM				G6XA		
10.30	G3GIO	1915	Guildford	21.30	G3HKC	1770	Birmingham
	G3ESP	1990	Pontefract	22.00	G3DLC	1800	Grays, Essex
10.30	G3US			22.00	G3GIO	1915	Guildford
	G3HCX			Thursdays			
	G3IDT			18.00	G2FXA	1900	Stockton-on-Tees
11.00	G2FXA	1900	Stockton-on-Tees	19.00	G3NC	1825	Swindon
21.00	G2FIX	1812	Nr. Salisbury	19.30	G3GRM	1815	Derby
22.15	G3AEZ	1847	Dorking		G2DOF	1830	S. Birmingham
Mondays					G3DTG		
19.00	G3NC	1825	Swindon	19.30	G3ENH		
21.00	G3BHS	1720	Eastleigh, Hants		G6KI		
21.00	G3BLN	1900	Bournemouth		G8JI		
	G3EJF	1810	Bury, Lancs	20.00	G3FVH	1920	Hull, Yorks
22.00	G3DZU			21.30	G6DL	1760	Birmingham
	G2AYG			22.00	G2NK	1730	St. Mary Cray
22.00	G3AEZ	1847	Dorking	22.00	G3AEZ	1847	Dorking
22.00	G3GIO	1915	Guildford	22.00	G2FXA	1900	Stockton-on-Tees
20.30	G6LX	1875	Croydon	22.00	G3GIO	1915	Guildford
	G3BLP			22.30	G3OB	1803	Manchester
22.15	G2BRH	1900	Ilford	Fridays			
22.30	G8TL	1896	Ilford	19.00	G3BLN	1900	Bournemouth
Tuesdays				20.00	G3CSG	1870	Wirral
18.00	G2FXA	1900	Stockton-on-Tees	20.00	G5AM	1900	Witnesham, Ipswich*
19.00	G3IBL	1883	Derby	21.00	G3BHS	1720	Eastleigh, Hants
	G3HGY	1830	Coventry		G3AUT	1785	Rugby
19.30	G5PP			22.00	G3AUF		
	G5SK				G3CBV		
21.00	G3EFA	1855	Southport	22.00	G3GTX		
22.00	G3ELG	1772	Rotherham		G3GIO	1915	Guildford
22.00	G2BND	1890	Dalston, E.	Saturdays			
22.00	G2FXA	1900	Stockton-on-Tees	11.00	G2FXA	1900	Stockton-on-Tees
22.00	G3GIO	1915	Guildford	14.00	G3ADZ	1910	Southsea
23.00	G2XG	1735	Chingford	22.00	G3GIO	1915	Guildford
				23.00	G2FXA	1900	Stockton-on-Tees

MEMBERS USING THIS SERVICE ARE REQUESTED TO SEND LISTENER REPORTS TO THE STATIONS CONCERNED



AROUND THE V.H.F.'s

By W. H. ALLEN, M.B.E. (G2UJ)*

70 cm Activity Plan

IT is early yet to assess what interest has been aroused by the plan, announced last month, designed to achieve increased and co-ordinated activity on the 70 cm band, but even at this stage it is evident that the interest is there. Further information on this subject will appear in this space in coming months.

G5VY (Enfield, Middx.) and G2FRG (Worthing, Sussex) both suggest that encouragement should be given to the use of simple gear on this band in order to attract more activity. This is an excellent idea and there is no doubt that many of the local nets now in operation on 160 and 80 m could, with advantage, be transferred to the v.h.f.s where T.V.I. can be more easily prevented and interference from other stations hardly exists. As one dyed-in-the-wool "Top-Band" enthusiast recently remarked when listening on 2 m for the first time, "Wot, no fish?"

That a satisfactory 70 cm transmitter of the m.o.p.a. type can be produced has been proved by G5VY, who will be remembered by those active on 60 and 112 Mc/s many years ago as the conductor of the old V.H.F. Group. He employs a CV63 valve as m.o. in a high-Q tank circuit which he has developed, loosely coupled to an 832 p.a. which may be driven at full input with excellent stability.

Frequency Measurement

While appreciative of the difficulties and expense attendant upon building a c.c. transmitter for 70 cm operation and the attraction of producing probably more r.f. output from a simpler transmitter, a note of warning must be struck by drawing attention to the fact that the measurement of frequency on this band to the accuracy required by the amateur licence is not a very easy task, but one which must be undertaken when a master-oscillator is employed. There are quite a number of stations on 70 cm at the present time operating modern equipment capable of good performance on either c.w. or 'phone, and it would be quite unfair if the section of the band normally in use by such stations—432 to 438 Mc/s—were to be occupied, perhaps unknowingly, by stations putting out unstable transmissions. The band is of ample width—40 Mc/s—for all who are likely to use it, but it is essential, if present development work is not to be prejudiced, for stations with other forms of control than crystal or really good master-oscillators, to operate outside the above-mentioned section of the band. There is more than enough room for all, provided we all know where we are!

The question of simple apparatus leads naturally to the superregen. receiver as an alternative to the superhet. converter. This circuit, amongst its many disadvantages, has the ability to receive unstable modulated transmissions which would be completely unreadable on a conventional superhet.

In the early days on 5 m it was sometimes found that the "mush" from the superregen. detector had a better range than the supremely inefficient transmitters often in use at that time. The superregen. still produces that "mush," and where a number of stations are in operation in fairly close proximity to one another it can be a very real problem. On 5 m and even on 2 m it should be possible largely to overcome this disadvantage by the use of a r.f. stage, but on 70 cm this could hardly be offered as a solution on economic grounds: no one using a superregen. receiver, because he is unwilling or unable to build a superhet. converter, could be expected to add a r.f. stage to his otherwise simple receiver.

Coming to the ever-present topic of T.V.I., it is fairly certain that although little apprehension need be felt in operating a m.o.p.a. type of transmitter during television hours, the type of radiation from a superregen. receiver might be quite another matter. No information is available on this point but it is a possibility which should not be overlooked.

Simple 2 Metre Receiver

Provided that extreme performance is not required from the receiver it would appear that one solution to the problem of the reception of modulated transmissions from transmitters not employing c.c. would be a revival of the principle used in the old QST "Infradyne" circuit introduced before the war for use on 5 m. This was a superhet. with a superregenerative second detector, and thus had a foot in both camps. If memory serves correctly the i.f. (at which, of course, the detector operated) was in the region of 10 Mc/s and owing to the inherent poor selectivity in all circuits quite good performance was obtained from modulated transmissions even when they were severely, although unintentionally, frequency-modulated.

As a suggestion, such a receiver could be built for 70 cm using a crystal diode as mixer, a simple lines or "plate" oscillator such as has been described in this journal, and a stage of i.f. amplification at, say, 30 or even 60 Mc/s. The second detector would be of the conventional superregen. type and the overall results should be a considerable improvement over normal superregen. performance while being far simpler to construct than a high-stability superhet. converter. The receiver should be comparatively free from radiation as the exact value of the i.f. would be relatively unimportant over a very wide range of frequencies. Reception of c.w. on such a set would be virtually impossible and the sensitivity poor compared with a conventional superhet. but possibly something on the lines described might be a satisfactory solution to the problems of some amateurs, who would thereby obtain an introduction to the v.h.f.s which might lead them later to consider an extension of their activities with more modern apparatus.

* 32 Earls Road, Tunbridge Wells, Kent.

Many amateurs are likely to disagree with the above observations and suggestions on several points. It has never been our practice to advocate the use of out-of-date methods and nothing should be read into the foregoing to suggest that apparatus other than c.c. and superhets. is to be recommended for the two metre band.

Crystal control on 2 metres does not entail a great number of stages, and several valves capable of working at good efficiency with up to 100 W or more input are available for the final stage in the transmitter. Receivers having as good or better a noise factor than is customary on the lower frequencies may be built, again with valves and components of not too specialised a type nor unduly expensive. On 70 cm, however, the picture is rather different. To design and construct both transmitter and receiver demands considerable skill, both electrical and mechanical, if results are to be in any way comparable with those obtaining on 2 m. Much good work has been and will doubtless continue to be done with 832 triplers in the final stage of the transmitter but such an arrangement only makes available for transmission a small fraction of the 25 W input which is permitted. An excellent design for a receiver employing standard types of valves recently appeared in the BULLETIN but its construction could hardly be recommended to a comparative newcomer. Unless some encouragement is given to the use of simpler gear the occupation of the band may be so limited that envious eyes may be cast upon it by other services. What should be done? Readers' opinions will be welcome.

Two Metre News

The band, seen from G3EHY (Banwell, Som.) provided some 150-mile openings from January 2 to 23, but during the following fortnight conditions were poorer and contacts were mostly confined to the usual skeds, which were consistent up to 100 miles or so but with low signal strengths on many occasions. Conditions started to show an improvement during the second week-end in February but later were even better, and with an anti-cyclone more or less stationary west of Ireland for several days some very good periods were experienced, together with a notable increase in activity. The northern stations were particularly well received at that time. On the 16th G5YV was heard at S8 early in the evening, and between 1900 and 2000 G.M.T. it was possible to work GW2ADZ on 70 cm with strengths up to S6-7 both ways.

G2UJ noted good conditions during the late evening of February 18. G5YV was worked by G3BLP and called by G8DV/A and in all some seven or eight stations were noted despite the fact that the only aerial available was a long wire without proper matching to the receiver.

Lack of activity on 2 m is a comment frequently heard these days, but it could hardly be upheld in the face of a report received from B.R.S. 19421 (Boreham Wood, Herts.) who has heard no less than 73 stations since commencing listening on the band in November last. Most of these stations were in or around London, but G3EHY has provided a fairly consistent DX signal. The receiver in use employs a 6AG5 r.f. amplifier, EF54 mixer and EC52 oscillator fed from a 4-element Yagi aerial 25 ft above ground with 300-ohm open feeder. B.R.S. 19421 makes a practice of listening with his beam orientated in a different direction each evening, and records the strength and fading of the more consistent stations together with the prevailing weather conditions. He remarks "While I may discover nothing new, my

results are at least interesting, and it's only a hobby." We feel that he's got something there!

GW3ENY (Llandudno) writes of the fine hospitality he enjoyed when he was a guest of EI2W at the I.R.T.S. Annual Dinner in Dublin in January last. Other visiting amateurs included G15HV and G13GQB. The latter is active on 2 m most evenings. EI2W is rebuilding his gear and aerial, and promises to be on again on April 1 with a 32-element beam—two stacks of 16 elements side by side. He asks for co-operation in testing the new aerial.

GC2CNC (Jersey, C.I.) is active on 145.13 Mc/s c.w. and runs a sked. with G8IL (Salisbury) every Sunday evening at 2230 G.M.T. G2UN (Lancing, Sussex) is also on the band.

70 cm

G5GX (Leven., E. Yorks) is active on 435.4 Mc/s every evening beaming south. G3AQC and G3IEE (Kingston-on-Thames) work on 436 Mc/s on Tuesdays and Thursdays from 2100 to 2200 G.M.T. using corner reflector and Yagi aerials respectively.

* * *

Reports intended for the April issue of the BULLETIN should be submitted by not later than Friday, March 21.

APRIL ISSUE

Due to the fact that Easter this year will fall during the time when the BULLETIN is normally at press, the April issue will appear a few days late. Publication is expected to take place on the 16th or 17th of next month.

Mullard Educational Service

AN educational service has been instituted by Mullard, Ltd., to provide teachers and instructors in electronic subjects with information concerning recent developments and applications in this field. Full details of this service are described in a pamphlet recently issued by the Mullard Technical Publications Dept., Century House, Shaftesbury Avenue, London, W.C.2, entitled *The Mullard Educational Service*. Included in the services listed in this pamphlet are: Technical Publications; Assistance to Individual Instructors; Filmstrips; Wall Charts; and Class Instruction and Work Sheets.

The technical publications, which are issued free of charge, include descriptions of new valves, electron tubes and other products, bulletins describing new developments in circuitry, and application notes on new products.

The 35 mm filmstrips, which deal with radio valves, cathode-ray tubes, television, high-frequency heating and similar subjects, contain, on an average, about 35 frames, and each strip is accompanied by a printed booklet containing very full teaching notes.

Radio Show Dates

THE Radio Industry Council announces that the 19th National Radio Show will be held at Earls Court, London, from Tuesday, August 26, to Saturday, September 6. There will be restricted admission on August 26.

The Radio Component Show will be held at Grosvenor House, London, from April 7 to 9, and will be opened at 11 a.m. on April 7.

AMATEUR TV

By M. BARLOW (G3CVO)*

THIS is the first of a series of bi-monthly articles on activity in the Amateur TV world, mainly concerning the British Amateur Television Club. This Club now has some 130 members, and is in its third year of activity. It should be noted that neither the Club nor these notes is concerned with the B.B.C. Television Service in any way, but only with amateur television transmissions.

With this background, let us take a look at what can be done. As readers will be aware, transmission on the air is restricted to the 70 cm band, and higher amateur frequencies, and is subject to a special fee of £3 per annum in addition to the normal sound transmitting licence. Either of these taken singly constitutes a considerable discouragement to go on the air with television, and indeed, as far as is known, there are only three stations in the country so licensed. Overseas, the story is different; no less than five Dutch TV transmitters are active in the 2 m band, and in the U.S.A., of course, there are several active on 70 cm. Other stations are under construction in Sweden, Norway, Finland, Denmark, France, Canada, South Africa, Australia, New Zealand and Eire. This is not a great number, admittedly, but the fact is that TV transmission appeals to many who are not licensed amateurs at all, and therefore restrict their experiments to closed-circuit working—a mode of operation which saves the cost of a licence and the work involved in putting a TV signal on a v.h.f. band. As an indication, some 45 members of the B.A.T.C. are licensed, and 42 of them are using closed-circuit equipment.

It is commonly thought that the construction of a television transmitter is a costly business. So it can be, but so, also, is the construction of a large sound transmitter, while the average communications receiver is not particularly cheap. But just as in the sound case, simple equipment can give eminently satisfactory results. Using five ordinary receiving-type valves, a cheap surplus photo-cell, and two surplus cathode-ray tubes, it is possible to transmit pictures with up to 3 Mc/s definition, using flying-spot techniques. The cost? About £10 from scratch. With modifications, live head

* *Cheyne Cottage, Dukewood Drive, Gerrard's Cross, Bucks.*

The Worked Cuba Award

THE Association of Radio Amateurs of Las Villas offer a certificate to foreign radio amateurs who can produce evidence to show they have worked at least seven of the eight Radio Districts in Cuba. Cards should be sent to P.O. Box 136, Santa Clara, Cuba.

Stations using the prefix CO are licensed to work telegraphy and telephony on all bands. Those using the prefix CM are licensed to work telegraphy on all bands and telephony in the 7 Mc/s. band.

NEW MAP OF EUROPE. Edward Stanford Ltd., Long Acre, London, W.C.2., have recently produced a new general map of Europe to the scale of 95 miles to 1 inch., which should appeal to radio amateurs in general and short wave listeners in particular. The modern, as well as the obsolete spelling of many town names is a special feature of the map which is offered at 5/-.

and shoulder reproductions can be produced instead of simple still or cine transparencies. Naturally, to go on the air, more complex equipment is required, but this can be added to the simpler gear at a later date. As far as proper camera tubes are concerned, the RCA 5527 Iconoscope is the only suitable tube on the market, and until recently this has been available at about £28. Unfortunately, the latest currency restrictions have prevented the import of these tubes for experimental work, and we are thrown back on modifications of the flying-spot system. This is quite satisfactory, however, in spite of its limitations, and is better suited to the man with little time and money to spare. Colour and stereoscopic TV are easy to try, too, and it is hoped that a series of constructional articles will appear in future issues of the BULLETIN.

Personalities

Amongst the luckier ones with 5527s are G2DUS, G3AKJ, G3BLV, G3BHH and G5ZT, who often run a 40 m sked on Sundays on a "TV-only" basis. Using 16 mm. telecine equipment are G3ETI, G3BLV and George Short, who has a 5527 camera of professional appearance. Stills and 35 mm. filmstrips are used by most of the above together with G2WJ, G3AAW, G3AST and G3CVO. Also in this group are about 50 unlicensed members of the B.A.T.C. G3AST has a radio-facsimile unit on the same lines, and Grant Dixon has a three-colour transparency transmitter. Working out the problems on the r.f. side, especially with a view to finding a simple 70 cm converter that can be placed in front of a domestic television receiver, are many well known v.h.f. workers, including G2WJ, G2DD, G2DLJ/A and G3GBO. Many others have contributed good ideas and advice, but there is plenty of room for more.

It is hoped that the foregoing will give some idea of what is happening, and will appeal to the experimentally minded—especially those who complain about the "communications-only" aspect of the amateur licence examination. There is work here for both transmitting amateur and listener, whatever their interests, and after seeing your own pictures, we'll guarantee that sooner or later you will sell the main rig from lack of use!

MICROPHONE ACOUSTICS FOR THE RADIO AMATEUR

Do you understand the functioning of your microphone as well as you do that of your receiver or of your aerial system? Why are some microphones "toppy" and some "boomy"? What makes a microphone unidirectional? Why are high quality microphones generally so insensitive? These problems will be discussed in terms familiar to the radio amateur, and illustrated by some demonstrations, at the last London Lecture Meeting of the Season.

The Speaker: **Mr. H. A. M. Clark (G6OT).**
The Date: **Friday, March 28, 1952, at 6.30 p.m.**
The Place: **The Institution of Electrical Engineers, Savoy Place, Victoria Embankment, London, W.C.2.**
Buffet tea from 5.30 p.m.

SOCIETY NEWS

Messages of Sympathy

THE President and Council have offered their sincere and heartfelt thanks to the overseas Amateur Radio organisations and individual amateurs who sent messages of condolence on the occasion of the death of His Majesty King George VI.

Long Service Honoured

AT the February meeting of the Council, Mr. Victor Michael Desmond (G5VM), was elected an Honorary Member and Mr. Alec John Henry Watson (G2YD), a Vice-President of the Society.

Mr. Desmond has been a Member of the Society since 1928. From 1931 to 1946 he was District 3 (Midlands) Representative. He served on the Council in 1932, was elected Acting President in 1947 and President in 1948, an office he held for two years.

During his long association with the Society, Mr. Desmond has visited practically every main centre of activity in the United Kingdom. Prior to the war he operated one of the twelve U.K. Empire Link Stations, carrying out many valuable duties in that connection.

Mr. Desmond is a Past President of the Midland Amateur Radio Society and a Vice-President of the Coventry Amateur Radio Society. During his term of office as District 3 Representative, amateur activity in the Midlands reached a high level.

Mr. Watson joined the Society in 1938, became a Member of the Council in 1941, and two years later was elected Honorary Treasurer. During the nine years he held that office the financial resources of the Society increased very considerably. Mr. Watson's wide knowledge and experience of financial matters contributed materially to the sound position which he was able to report at the last Annual General Meeting.

R.S.G.B. Amateur Radio Call Book

MEMBERS will be glad to learn that the Second Edition of the R.S.G.B. Amateur Radio Call Book is due to be published next month, price 3/6d., or 3/9d. post paid. A further announcement will appear in the April issue of the BULLETIN.

It will help in the distribution if Town and other representatives will ascertain the requirements of local members and apply to Headquarters for bulk quantities.

Any licensed amateur resident in the United Kingdom or Eire whose call sign, name and address does not appear in the First Edition or who has changed his address and has not previously notified Headquarters or the Call Book Editor, should send a postcard immediately to Mr. J. P. P. Tyndall, G2QI, 174 The Drive, Ilford, Essex.

Incidentally Mr. Tyndall wishes to place on record his thanks to all those members and other amateurs who have taken the trouble to write to him in praise of the First Edition. The messages have been so numerous that it has been impracticable to acknowledge receipt of every one and it is hoped that all concerned will accept this as a grateful acknowledgment. Mr. Tyndall also wishes to thank those who have sent additions and amendments to be incorporated in the next edition.

Circular Letters

PROPOS the notice published on Page 317 of the January, 1952, issue of the BULLETIN, the Council has decided that not more than four times in any calendar year a Town or Area Representa-

tive may, at the Society's expense, issue a circular to local members on matters of local interest.

In such cases the Town or Area Representative will be permitted to make an "en bloc" entry on his Expenses Sheet for circulars sent at the cheap rate.

When reimbursement is claimed a copy of each such circular must be appended to the Expenses Sheet. Town and Area Representatives are reminded that the circular must relate wholly to R.S.G.B. affairs.

Society Films

FILMS taken at the I.A.R.U. Congress held in Paris during May, 1950, and at the National Convention held in London last June are now available for display at Society meetings.

Applications should be addressed to the Assistant Secretary (Miss May Gadsden) and should contain at least two alternative dates.

In order to ensure that the films are maintained in good order the Council has accepted an offer from Mr. J. R. Wenn, 2 Parkway, Seven Kings, Essex, to act as Curator.

Those responsible for borrowing the films must give an assurance that they will be returned by registered post to the Curator in the containers provided immediately after showing. The films are 16 mm silent.

London Lecture Meeting

ABOUT 60 members were present at the Institution of Electrical Engineers on Friday, February 29, 1952, to hear Messrs. L. Bounds and C. W. Touch (G2HDJ) of Mullard, Ltd., lecture on "Modern Valves for V.H.F. Work." Factors influencing the design of valves for use at very high frequencies were considered in detail, after which some practical transmitter circuits for 2m and 70 cm operation were outlined. The lecture was illustrated by slides, whilst a wide range of modern v.h.f. valves, and a compact 70cm transmitter constructed by Mr. Touch, were displayed.

Messrs. Haydon and Clark took part in the discussion which followed, after which a vote of thanks to the lecturers was proposed by Mr. T. L. Herdman, B.A., G6HD (Member of Council). The Chair was taken by the Immediate Past-President, Mr. W. A. Scarr, M.A., G2WS, who, at the outset of the meeting, announced that Mr. V. M. Desmond, G5VM, had been elected an Honorary Member, and Mr. A. J. H. Watson, F.S.A.A., a Vice-President of the Society.

Amateur (Maritime) Wireless Licences

FOR some considerable time negotiations have been in progress between the Society and the G.P.O. in connection with the issue of Maritime Mobile licences.

The G.P.O. have now advised the Society that they are prepared to authorise qualified persons to operate an amateur wireless station on board ship on the understanding that it will be used for the sole purpose of conducting experiments with nominated amateur stations. The facility will, initially, be confined to the 144, 420, 1215, 2300 and 5600 Mc/s amateur bands. The annual fee for such a licence will be of the order of £4.

Persons who wish to take advantage of these very limited facilities should communicate direct with the Overseas Telecommunications Dept. (B.B.) Headquarters Building, G.P.O., E.C.1.

The Society much regrets that its efforts in this connection have not been more successful.

Representation

THE following are additions or amendments to the list published in the February, 1952 issue.

Region 1

LANCASHIRE EAST

Town Representative:

Manchester, North-West.—B. Wilbraham (G2ATU), 1 Roches'er Avenue, Sedgely Park, Prestwich.

Region 2

YORKSHIRE WEST

Town Representatives:

Barnsley.—C. T. Malkin (G5IV), 5 White Hill Terrace, Cleckheaton.—J. Clegg (G3FQH), 15 Victoria Avenue.

YORKSHIRE EAST

Town Representative:

Kingston-upon-Hull.—J. R. Borrill (G3FKK), 321 Priory Road.

Region 3

SHROPSHIRE

Town Representative:

Wrekin Area.—J. C. Tranter (G3BQQ), 78 New Street, Wellington.

Region 4

LINCOLNSHIRE

Town Representatives:

Scunthorpe.—G. Layzell (G3AMM), 26 Newland Drive, Spalding.—F. S. G. Rose (G2DRT), 10 South Parade.

NORTHAMPTONSHIRE

County Representative:

L. Critchley (G3EEL), 36 Waterloo Road, Peterborough.

NOTTINGHAMSHIRE

Town Representative:

Newark.—W. A. G. Davidson (G3EVG), 4 Ormston Avenue, Hawton Road.

Region 5

BEDFORDSHIRE

Town Representative:

Shefford Area.—Ivan Howard (G2DUS), 40 Regent Street, Stotford.

Region 7

LONDON, SOUTH-EAST

Town Representative:

Woolwich.—K. W. Ireland (G3IKW), 82 Grangefield Road, S.E.9.

Region 9

CORNWALL

Town Representative:

Falmouth.—N. Elliot (B.R.S. 15699), 14 Tregenver Road.

DEVONSHIRE

Town Representative:

Plymouth.—J. Eddy (G3TX), 55 Greenbank Avenue, Lipson.

DORSET

Town Representatives:

Dorchester.—K. G. O'Brien (B.R.S. 18516), 18 St. Helens Road.

Poole.—A. E. Harvey (B.R.S. 16281), Hillview, Curliu Road, Oakdale.

CHANNEL ISLANDS

Town Representative:

Jersey.—E. S. Chapman (GC2FMV), Les Quatres Vents, Clos des Celletes, St. Peter's Valley.

Region 15

COUNTY ANTRIM

County Representative:

Grahame Williamson (B.R.S. 7781), Avonmore, Antrim Road, Ballymena.

COUNTY DOWN

County Representative:

J. E. Maxwell (GI3ML), 31 Farnham Road, Bangor.

Correction

The call sign of the Cheltenham T.R. (Mr. J. J. Yeend) is G3CGD, not G3GGD.

The address of the Edware T.R. (Mr. P. A. Thorogood, G4KD) is 35 Gibbs Green, Edware, and not as stated in the February issue.

Vacancy

Mr. C. B. Raithby (G8GI) has resigned as Representative for the County of Lincolnshire.

Nominations for his successor should be made in the prescribed form and sent to reach the General Secretary by April 15, 1952.

Ballots

Messrs. D. Samson, GM3EQY, and K. M. Senior, GM3AEI, having been nominated for the vacancy it will be necessary to conduct a Ballot in Region 13 for the position of East, Mid and West Lothian, County Representative.

Voting

Corporate Members resident in the three counties concerned are invited to record their vote in favour of one of the above candidates and to forward same on a *post card* addressed to

the General Secretary, New Ruskin House, Little Russell Street, London, W.C.1, to arrive not later than April 15, 1952.

Prescribed Form of Voting Card

Election of County Representative 1952.

I being a fully paid-up Corporate Member of the Society, wish to record my vote in favour of Mr. as County Representative for

Signed

Call sign or B.R.S.

Address

The First All-Cornwall Hamfest

MORE than seventy members and their wives gathered at the Cove Cafe, St. Agnes, on February 17 for the first Hamfest in the history of Cornish Amateur Radio. Headquarters was represented by Council Member Herbert Bartlett, G5QA (Region 9 Representative). Other guests included the C.R., David Beattie, G2WW; the T.R. for Falmouth, A. L. Rodgers, G2FQD; and the A.R. for West Cornwall, R. V. Allbright, G2JL. The walls of the cafe were adorned by cartoons of well-known Cornish amateurs.

A special feature of the occasion was a display of amateur equipment, including a portable 160-40 m transmitter; a 160 m transmitter constructed from a TU5B unit; a low-power c.c. battery transmitter (input 1½ W); a N.F.D. transmitter; a 2 m converter; and two communications receivers (Eddystone 640 and a BC 348).



Mr. H. Bartlett (G5QA), Council Member and Region 9 Representative, speaking at the recent Cornwall Hamfest.

During tea, the North Cornwall A.R.—J. E. Bowden, G2AYQ, organiser of the Hamfest—read a message of good wishes for the success of the function from the General Secretary, who regretted that he could not be present. Mr. Bartlett, in a brief speech, expressed his pleasure that the Hamfest had been so well supported—a feeling echoed by the Cornwall C.R. G2AYQ, in his reply, commented that although an attendance of 40 had been expected, more than 70 persons were present. He also expressed thanks to all who had donated prizes for the free draw.

After the draw, in which Mrs. Bartlett assisted, the assembly proceeded to the beach for photographs. Four short films were then screened—"Radar Goes to Sea" (Metro-Vickers Electrical, Ltd.); "In all Weathers" (C.O.I.); "A Gallant Enterprise," featuring Captain Kurt Carlsen and the *Flying Enterprise* (C. Metcalfe, G3DQ); and—in contrast—a "Popeye" cartoon!

Affiliated Societies' Contest

TWENTY-FIVE entries were received for the third Affiliated Societies' Contest—a small reduction compared with last year. Several other clubs took part but did not submit logs or send check logs.

The Thames Valley Amateur Radio Transmitting Society, operating G6MB, maintained the lead they narrowly won last year, and will be recommended to the Council for the award of the Edgware Trophy. Coventry Amateur Radio

of National Field Day, comment has been necessary on the standard of accuracy of operating. The criticism is again justified in this event. It would seem that in contests where a group of operators are working together, the standard falls as compared with single operator contests. The fact that the Contests Committee had on hand at the same time the judging of both this event and the January "Top Band" contest, served to emphasise this point most markedly. Very few comments accom-

Posn.	Name of Society	Telegraphy		Telephony		Total Points
		Call Sign	Points	Call Sign	Points	
1	Thames Valley Amateur Radio Transmitters' Society	G6MB	177	G6MB	171	348
2	Coventry Amateur Radio Society	G2LU	171	G3RF	142	313
3	West Kent Radio Society	G4IB/P	156	G4IB/P	138	294
4	Surrey Radio Contact Club	G8TB	157	G8TB	129	286
5	Leicester Radio Society	G3AFZ	159	G3AFZ	123	282
6	Medway Amateur Radio & Transmitters' Society	G2CBA	150	G2CBA	132	282
5	Edgware & District Radio Society	G3ASR/A	154	G3ASR/A	113	267
6	Stourbridge & District Amateur Radio Society	G3BMY	136	G3CLG	129	265
*	Warrington & District Radio Society	G8TR	122	G8TR	130	252
7	West Cornwall Radio Club	G2AYQ	145	G2AYQ	105	250
8	Rotherham Radio Club	G3ELG	126	G3ELG	122	248
9	Derby & District Amateur Radio Society	G3ERD/A	144	G3ERD/A	97	241
10	Ariel Radio Croup, B.B.C. Club	G3GDT	127	G3GDT	109	236
11	Harlow & District Radio Society	G3ERN	134	G3ERN	93	227
12	Cheltenham Amateur Radio Society	G3GPW	189	G3GPW	22	211
	Gravesend Amateur Radio Society	G3GRS	122	G3GRS	89	211
14	Sutton & Cheam Radio Society	G2BOF	122	G2BOF	83	205
15	R.A.F. Amateur Radio Society (Locking)	G8FC	131	G8FC	66	197
16	Yeovil Amateur Radio Club	G3CMH	93	G3CMH	93	186
17	Wrekin Amateur Radio Society	G3FDG	98	G3FDG	77	175
18	Sheffield Amateur Radio Club	G3FA	105	G3FA	59	164
19	Chester & District Amateur Radio Society	G2YS	142	G3EXT	15	157
20	Wirral Amateur Radio Society	G3ERB	97	G3FXC	49	146
*	Torbay Amateur Radio Society	G3AVF	137	—	—	137
21	R.E.M.E. Radio Club	G3HIE	117	—	—	117

* Ineligible for award, owing to technical breach of a rule.

Society has climbed to second place, followed by West Kent Radio Society and Surrey Radio Contact Club. These last two were respectively fourth and third last year.

In spite of the reduction of the duration of the contest from sixteen hours last year to ten hours, the winning station made an increased number of contacts, 111 as against 101.

For some years now, in the published account

panied the logs, and no criticisms or suggestions regarding the rules were made.

The Cheltenham Amateur Radio Society made the highest score in the c.w. section, but had trouble in the telephony section.

CHECK LOGS are gratefully acknowledged from: Kingston and District Amateur Radio Society, R.A.F. Colerne Amateur Radio Transmitting Club, Swanton Morley Amateur Radio Club and from G2BW, G2BSA & GW3HJR.

European DX Contest

THE Danish National Society, Experimenterende Danske Radioamatører, announce that the Sixth All-European DX Contest, to be arranged by them as part of their 25th Jubilee programme, will take place over the weekends, December 6/7 (c.w.), December 13/14 (phone), 1952. Detailed rules will be published later.

A Fortnight in Denmark

THIS year's trip to the Continent for radio amateurs—an annual event organised privately by Harold Andrews (G5DV)—will be to Copenhagen. The party will leave London by night boat on August 17, returning from Copenhagen on September 1. Return fare, including berths on the boat and reserved seats on all trains—but not including cost of reserved hotel accommodation—will be £17. Further details may be obtained on request from G5DV, 175 Moorland Road, Weston-super-Mare, Somerset.

Can You Help?

• Sightless amateur Dennis Hann, G3UY, 41 Ashenden Road, Guildford, Surrey, who is anxious to dispose of his present rather ambitious band-switched crystal-controlled 80, 40, 20 and 10 metre 100 watt transmitter for a more compact 50-75 watt table-top rig. He would prefer to make a straightforward exchange, but if that is not possible he offers his transmitter to anyone qualified and willing to build something more suited to his present requirements.

Obituary

WITH deep regret we record the death of Mr. H. H. Burrows, O.B.E., J.P., President of the Southend and District Radio Society. Mr. Burrows was a Founder-Member of that Society, and always maintained a great interest in its activities. Many members of the Southend Society were present at the funeral service on February 16.

Our sympathies are extended to Mrs. Burrows and her family.

A Radio Amateur's LIBRARY



A LIST OF BOOKS, PERIODICALS AND SALES ITEMS OF INTEREST TO THE RADIO AMATEUR AND SHORT-WAVE LISTENER, OBTAINABLE THROUGH THE RADIO SOCIETY OF GREAT BRITAIN.

- Special terms are available to the retail radio and book trade.
- Affiliated Societies are allowed a trade discount on bulk orders provided the books are sold at full retail price. All orders must be accompanied by a remittance.

R.S.G.B. PUBLICATIONS

THE TRANSMITTING LICENCE (3rd revised edition). Complete guide on how to obtain an Amateur Transmitting Licence in the United Kingdom, with additional information about the Radio Amateurs' Examination syllabus, the Morse code, international prefixes, the amateur bands, etc. **Price 9d. (by post 1/-).**

SERVICE VALVE EQUIVALENTS (3rd revised edition). Comprehensive list of the commercial equivalent type-numbers of hundreds of British and American Service valves and cathode-ray tubes—invaluable to users of war-surplus equipment. **Price 1/- (by post 1/3).**

TRANSMITTER INTERFERENCE. A survey of methods currently used for minimising interference to broadcast and television reception caused by amateur transmitters. A companion volume to the new *Television Interference* booklet. (32 pages.) **Price 1/3 (by post 1/6).**

SIMPLE TRANSMITTING EQUIPMENT. Full constructional details for three simple but effective transmitters, a stable v.f.o. unit, and a crystal-controlled frequency standard. Information on simple transmitting aerials is also included. (52 pages.) **Price 2/- (by post 2/3).**

TELEVISION INTERFERENCE. A comprehensive survey of the problem of T.V.I.—its causes and its cure, with a special appendix of tables covering frequency specifications for nearly 500 commercial television receivers. (40 pages.) **Price 2/- (by post 2/3).**

MICROWAVE TECHNIQUE. An excellent introduction to the specialised techniques of u.h.f. and microwave practice, covering basic theory and the design of communication equipment for frequencies above 500 Mc/s. (54 pages.) **Price 2/- (by post 2/3).**

RECEIVERS. A comprehensive guide to the design, construction and modification of straight and superheterodyne receivers for the amateur bands. A wealth of sound practical information. (96 pages.) **Price 3/6 (by post 3/9).**

V.H.F. TECHNIQUE. Companion volume to *Microwave Technique*, this book concisely describes modern methods and equipment in the frequency range 30-300 Mc/s., with special sections on f.m., propagation, aerial systems, and frequency measurement. (96 pages.) **Price 3/6 (by post 3/9).**

VALVE TECHNIQUE. Explains in a clear logical manner what the radio amateur needs to know about the use of modern receiving and transmitting valves, from diode to klystron, with emphasis on practical applications and circuit design data. (104 pages.) **Price 3/6 (by post 3/9).**

AMERICAN PUBLICATIONS

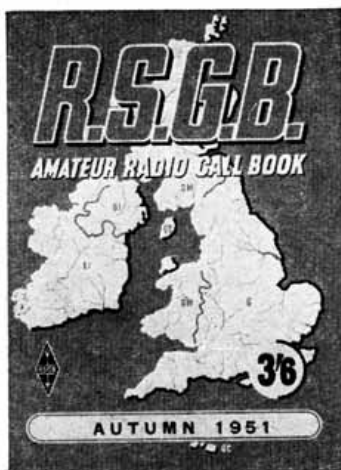
Orders for the following American publications can only be accepted from residents in the United Kingdom and British Empire. Delivery requires approximately 4-6 weeks. Prices quoted include cost of postage and packing.

RADIO HANDBOOK, 13th Edition (Editors & Engineers Inc.) ..	48/-
RADIO AMATEURS' HANDBOOK, 1952 Edition (A.R.R.L.) ..	30/-
RADIO ANTENNA MANUAL (Editors & Engineers Inc.) ..	27/-
SURPLUS CONVERSION MANUALS, Vol. I & II (Editors & Engineers Inc.) per vol.	18/6
ANTENNA BOOK (A.R.R.L.) ..	11/-
COURSE IN RADIO FUNDAMENTALS (A.R.R.L.) ..	4/6
HINTS AND KINKS, Vol. IV (A.R.R.L.) ..	9/6
T.V.I.—ITS CAUSES AND CURES (Radio Magazines Inc.) ..	4/6
HOW TO BECOME A RADIO AMATEUR, 11th Edition (A.R.R.L.) ..	4/6
LEARNING THE RADIOTELEGRAPH CODE (A.R.R.L.) ..	2/6

PERIODICALS

QST. Monthly journal of the A.R.R.L. Yearly subscription ..	36/-
CQ. Monthly publication of Cowan Publishing Press. Yearly subscription ..	29/-
AUDIO ENGINEERING. Monthly journal of Radio Magazines Inc. ..	29/-

All prices for American publications are subject to alteration without notice.



The Call Book You Can Rely Upon

Indispensable to the radio amateur and short-wave listener, the R.S.G.B. *Amateur Radio Call Book* lists more than 6,000 licensed amateurs in the British Isles and Eire, and costs only 3/6, or 3/9 by post. Order now from Headquarters.

SALES ITEMS

Car Plaque (R.S.G.B.) Emblem	4/6
Car Plaque (R.S.G.B. Emblem with Call Sign) (5 characters)†	5/6
(Additional characters 6d. each)	
Car Plaque (De Luxe Type)†	15/-
Call Sign Lapel Badges (5 characters)†	5/-
(Additional characters 6d. each)	
Rubber Stamp (R.S.G.B. Emblem)	5/-
Stereo Block (R.S.G.B. Emblem) Each	6/-
Miniature Pennants (R.S.G.B.) 10in long for bicycle	5/6
12in long for car or shack	6/6
Headed Notepaper (R.S.G.B.) per 100 sheets	7/-
Log Books (Webbs') ..	4/-
Great Circle Map (Webbs') ..	4/6
Above prices include postage and packing.	

† Delivery 3-5 weeks.

R.S.G.B. BULLETIN Back Numbers

Certain back numbers of the R.S.G.B. BULLETIN are available from stock, price 1/- each (1/3 by post), or 12/6 per dozen copies assorted (post free).

SEND ALL ENQUIRIES, ORDERS AND REMITTANCES TO:

The Inc. Radio Society of Great Britain,
Publications Dept.,
New Ruskin House, Little Russell Street,
London, W.C.1.

HEADQUARTERS CALLING

January Council Meeting

Résumé of the Minutes of the Proceedings of the Meeting of the Council of the Society held at New Ruskin House, Little Russell Street, London, W.C.1, on Tuesday, January 22, 1952, at 6 p.m.

Present.—The President (Mr. F. Charman) in the Chair, Messrs. H. A. Bartlett, L. Cooper, C. H. L. Edwards, D. A. Findlay, T. L. Herdman, J. H. Hum, F. G. Lambeth, H. McConnell, A. O. Milne, W. A. Scarr, R. Walker, P. W. Winsford and John Clarricoats (General Secretary).

Welcome to New Members.

The President extended a warm welcome to the new Members of the Council and explained that the proceedings at Meetings of the Council are confidential except for those matters which are reported upon in the *Résumés* of the Minutes of Meetings. Matters so reported upon should not, however, be discussed with the membership until the appropriate *Résumé* has been approved for publication unless the Council has decided that publicity may be given to a particular matter.

The President presented badges of office to the newly elected Members of the Council (Messrs. Bartlett, Findlay, Hum, Lambeth, McConnell and Walker) and to Messrs. W. A. Scarr (Immediate Past President), L. Cooper (Acting Vice-President) and A. O. Milne (Honorary Secretary).

Membership.

Resolved:—

- to elect 87 Corporate Members and 28 Associates;
- to grant Corporate Membership to 10 Associates who had applied for transfer;
- to grant Life Membership to Mr. W. E. C. Bensley, G2UN.

Applications for Affiliation.

Resolved to grant affiliation to Bletchley (R.A.F.) Amateur Radio Society, West Raynham (R.A.F.) Amateur Radio Society, Isle of Thanet Radio Society.

QSL Bureau.

Resolved to award honoraria in the total sum of £87.3.0 to the QSL Sub-Managers in appreciation of their voluntary services to the Society during the year 1951.

Dulwich & New Cross Group.

The following resolutions passed at a Meeting of the Dulwich and New Cross Group were submitted:—

- that this meeting records its agreement with, and full support of, the Editorial published in the November, 1951, issue of the *BULLETIN*;
- that this meeting wishes to express appreciation and thanks to the G.P.O. Liaison Committee and Technical Committee for their efforts in obtaining the concessions in the licensing conditions in the u.h.f. and v.h.f. bands during the past year.

The Secretary was instructed to write a suitable letter of thanks to the Group.

R.S.G.B. Amateur Radio Exhibition.

It was reported that a profit of approximately £75 instead of a predicted loss of £200 had been achieved.

Resolved to apply for accommodation at the Royal Hotel, London, W.C.1, for a further four-day Exhibition during the period November 24-29, 1952.

Annual General Meeting.

The Secretary submitted a copy of the notes which Mr. Basil Wardman used when speaking at the last Annual General Meeting of the Society.

Official Meetings.

It was agreed (a) to request the Regional Representatives to inquire from their C.R.s whether Regional or County Meetings are likely to attract the best support during 1952; (b) to invite the Scottish Regional Representatives to consider the question of organising a Scottish Convention during 1952.

Empire DX Certificate.

Resolved not to issue a simple form of Empire DX Certificate to those who have qualified but have not been members of the R.S.G.B. for the required period of three years.

Mr. Arthur Watts.

The President submitted a letter from Mr. Arthur Watts, G6UN (Past President), together with his reply. Mr. Watts' letter dealt with the last two A.G.M.s and with the policy of past Councils.

Capt. Kurt Carlsen.

The following resolution passed at a meeting of the Southampton Group was submitted:

"Resolved to propose to the Council that Captain Kurt Carlsen of S.S. 'Flying Enterprise' be offered Honorary Life Membership of the Radio Society of Great Britain as a token of members' esteem and admiration of his outstanding courage and resourcefulness."

The Secretary stated that he had explained to the Southampton T.R. as well as to others who had put forward suggestions similar to that contained in the resolution, that there is no provision in the Articles of Association for conferring Honorary Membership on more than one person in any one year and that it is the usual custom of the Council to confer that honour on Past Presidents and other distinguished members. The Secretary explained to the Council that Life Membership may only be granted to a person who is already a member of the R.S.G.B. Capt. Carlsen is not a member.

Resolved to take no action on the resolution submitted on behalf of the Southampton Group.

The Secretary submitted a "Letter to the Editor" from Mr. H. T. Lunson suggesting "that when the Articles of Association are redrafted, provision should be made for honouring a non-member or member who, in the opinion of the Council, has by his actions brought great credit to the Amateur Movement generally."

Resolved to advise Mr. Lunson that his suggestion will be borne in mind by the Council when the redraft of the appropriate Articles is considered.

British Amateur Television Club.

The Secretary reported that the Honorary Secretary of the B.A.T.C. had agreed to prepare a bi-monthly article on Amateur Television topics for publication in the *BULLETIN*.

Meeting with G.P.O.

The Secretary submitted a full report of a meeting between representatives of the Society and the G.P.O. It was stated that, as a result of the meeting, the G.P.O. had agreed to approach the Radio Industry Council and the British Radio Equipment Manufacturers' Association to ascertain what steps, if any, have been taken by manufacturers to improve the design of television receivers, in order to overcome the effects of interference to television caused by amateur and other transmissions. It was further reported that the G.P.O. is unable to accept, as a definite policy, the recommendations set out in a memorandum prepared by certain London members of the R.S.G.B., in respect to Condition 12 of the Amateur Licence. An assurance had, however, been given that the G.P.O. would continue, as in the past, to do everything possible to assist amateurs to overcome their interference problems.

It was also reported that the G.P.O. had agreed to set up a small Working Group to give further consideration to matters discussed at the meeting regarding the proposal that qualified persons should be allowed to operate amateur stations on board ship. The Society would be represented on the Working Group.

Cash Account and Balance Sheet.

Resolved to receive and adopt the Cash Account for the month of December, 1951, and the Balance Sheet for the quarter ended December 31, 1951.

Constitution of Committees.

The following Members were appointed to serve on Committees of the Council for 1952:—

Contests.—Messrs. T. L. Herdman, F. G. Lambeth and R. Walker, with power to co-opt.

Finance and Staff.—Messrs. L. Cooper, C. H. L. Edwards, D. A. Findlay, A. O. Milne, W. A. Scarr, P. W. Winsford and A. J. H. Watson.

G.P.O. Liaison.—Messrs. F. Charman, S. K. Lewer and W. A. Scarr.

Membership and Representation.—Messrs. H. A. Bartlett, C. H. L. Edwards, F. G. Lambeth and H. McConnell.

Region I Bureau.—Messrs. L. Cooper, T. L. Herdman, S. K. Lewer, H. McConnell, A. O. Milne and W. A. Scarr.

Technical.—Messrs. W. H. Al'en, H. A. M. Clark, L. Cooper, D. N. Corfield, C. H. L. Edwards, R. H. Hammans, T. L. Herdman, J. H. Hum, S. K. Lewer, J. W. Mathews and A. O. Milne, with power to co-opt.

A motion to reconstitute the General Purposes Committee under the title of Planning Committee was lost.

Contests Committee Report.

The Council accepted in principle a recommendation of the Committee that N.F.D. Rules be changed so that "A" stations operate on the 1.7 and 7 Mc/s bands and "B" stations on the 3.5 and 14 Mc/s. It was agreed to recommend the Committee to introduce the change in 1953 and to publish a notice of intention prior to the date of the 1952 event.

It was agreed to thank the Netherland Society (V.E.R.O.N.) for organising, checking and reporting upon the 1951 European (I.A.R.U.) V.H.F. Contest.

The Meeting terminated at 10.5 p.m.

REGIONAL AND CLUB NEWS

Acton, Brentford & Chiswick Radio Club

This new club, formed from an R.S.G.B. Group, meets on Tuesdays at 7.30 p.m. in the A.E.U. Rooms, 66-68 High Road, Chiswick, London, W.4. Rules were formulated at a special meeting held in January. Affiliation to the R.S.G.B. is the ultimate objective. Chairman: L. Skipper (G4LS); Hon. Secretary: R. G. Hindes, B.R.S. 6275. Highlight of a recent meeting was a lecture and demonstration by J. Tovell (G5LQ) on a two-metre converter using three 6J6 valves.

Bournemouth Radio & Television Society

At the recent A.G.M. the following Officers were elected: Chairman, F. Hamshire; Vice-Chairman, J. Ashford; Hon. Treasurer, J. Glass; Hon. Secretary, Major H. W. Inchbold Stevens (47 New Road, Northbourne, Bournemouth). A visit to the Central Fire Station will take place on March 21 (7.30 p.m.), and a Ladies' Night will be held on March 22. The club station (call G3FVU) operates on "Top Band" every Friday evening.

Brighton & District Radio Club

Members of the club recently exhibited a selection of home-constructed gear and operated an amateur station (call G3EVE/A) at a local Home Hobbies Exhibition. Film strip lectures and talks by members on their equipment are features of the current programme, details of which may be obtained from the Hon. Secretary: R. T. Parsons, 14 Carlyle Avenue, Brighton 7.

Bristol

At the February meeting H. W. Shipton (B.R.S. 10762) spoke on "The Brain as a Piece of Communications Equipment," and at a later date demonstrated to a party of 33 members the electronic apparatus used for brain research at the Burden Neurological Institute. On March 21 J. F. Salisbury (G8GB) will describe and demonstrate his T.V.I.-proof transmitter and electronic "Bug" key. The Group beat the Bristol branch of I.S.W.L. by 19 points in a game of skittles last month; a return match is planned for March 25 at the Redcliffe Community Centre.

British Two Call Club

The Officers for 1952 include P. Sawyer (G3BYF) President, S/Ldr. H. E. Bennett (G8PF), Vice-President; and G. I. Turner (G3DGN), London Section Chairman. Club membership is open to all British Commonwealth subjects who have held call signs in two or more recognised countries. Subscription (which includes the newsletter) is 2/6 annually. Hon. Secretary: G. V. Haylock (G2DHV), 63 Lewisham Hill, London, S.E.13.

Chester & District Amateur Radio Society

Nostalgic memories will be revived for old-timers on March 18, when J. W. Swinnerton (G2YS) will talk on "Those Were the Days." The meeting on March 25 will feature a talk by G3IRW. The Annual Dinner will be held on April 4. Hon. Secretary: W. Lloyd, 124 Tarvin Road, Chester.

City & Guilds College Radio Society

More than 120 members were present when Sir Archibald Gill, B.Sc.(Eng.), M.I.E.E., delivered his Presidential Address to the Society on February 18. Sir Archibald, who was until recently Engineer-in-Chief of the G.P.O., chose as his subject "A Review of Communications Over Four Decades."

At the Annual Dinner, which followed the Presidential Address, the chief speakers were the Student Chairman (J. A. Fredericks), R. L. Smith-Rose, D.Sc., M.I.E.E., F.I.R.E., F.C.G.I., C. E. Strong, O.B.E., B.A.I., M.I.E.E., the Hon. Secretary (M. C. Hately), D. S. Larner, and Willis Jackson, D.Sc., D.Phil., M.I.E.E. (Professor in Electrical Engineering at Imperial College).

Among the large number of guests were Harold Bishop (Chief Engineer, B.B.C.), W. K. Brasher (Secretary, I.E.E.), and John Clarricoats (Secretary, R.S.G.B.).

Coventry Amateur Radio Society

During recent weeks the programme included the Mullard film-strip "Cathode-ray Tube Manufacture," a debate on "S-Meters and the R.S.T. Code," and a talk on "Frequency Modulation" by W. Grimbaldston (G6WH). A transmitting contest was held on February 10. Future plans include the following lectures: "25 Years of Amateur Radio" by L. W. Gardner, G5GR (March 17); "Antennas" by F. Bowman, G3FAB (March 31); "Communications Receivers" (April 28).

Cray Valley

The first meeting of the newly formed Cray Valley R.S.G.B. Group will be held on March 18 at 7.15 p.m. in the Broadway Cafe, Southend Crescent, High Street, Eltham, S.E.9, when N.F.D. plans will be discussed. Members (transmitting and B.R.S.) in the area who wish to assist in this event are invited to attend the meeting, or communicate with

the T.R.—P. Woodhouse (G2BQY), 41 Orchard Rise East, Sidcup, Kent.

Darlington & District Amateur Radio Society

At the recent A.G.M. the following Officers were elected: President, C. Sharp; Chairman, R. Hale; Hon. Treasurer, E. Sutton (G8IA); Hon. Secretary, D. Graham; Asst. Hon. Secretary, P. Lucas (G3BQJ), who is also T.R. for Darlington. The club transmitter is now operating from the Society's headquarters after its outstanding performance at the Festival Exhibition.

Derby

A meeting to discuss N.F.D. will be held on Friday, March 21, in the Committee Rooms, Post Office Telephones Sports and Social Club, 50A Sadler Gate, Derby, commencing 7.45 p.m. All local R.S.G.B. members will be welcomed.

East Surrey Radio Club

Visitors to the first of the monthly technical meetings for 1952, held at the club's new headquarters—The Old County Police Station, 19 London Road, Reigate—included J. Haydon (G3BLP) and R. L. Glaisher (G6LX), who lectured on "Basic Valve Circuits." Hon. Secretary: L. G. Knight, Radiohme, 6 Madeira Walk, Reigate.

Edinburgh Amateur Radio Club

The club continues to meet weekly on Wednesdays at 7.30 p.m. in Unity House, Hillside Crescent, Edinburgh. A successful and well-attended dance was held last month, and it has been decided to make this an annual function. Talks planned for future meetings include: "Visual Receiver Alignment" (March 19); "Television" (April 2); "Modulation" (April 16); and "Telemetrics" (April 30).

Ilford & District Radio Society

Activities continue strongly and unabated as they have done without intermission since 1922, and membership continues to grow steadily. Highlights of recent meetings were lectures by G. V. King on "Television Theory," and John Clarricoats (G6CL) on "The History and Development of the Amateur Radio Movement." The future programme includes a talk by A. J. Tyrrell of Mullards (March 20); a junk sale (March 27); "Capacitors," a talk by A. Cozens of T.C.C. (April 3); "Radio Valves, Manufacture and History" by G. P. Thwaites of Standard Telephones and Cables (April 10); and "Technical Articles and Books," a talk by G. Parr of Chapman and Hall (April 17). Meetings are held at 8 p.m. in the Church Hall, St. Alban's Church, Albert Road, Ilford.

Ipswich

The Ipswich Group now meets on the second and last Wednesday each month, and welcomes everyone interested in Amateur Radio. The first meeting of the month is primarily for instruction in Morse and basic radio theory, with demonstrations and talks on amateur-built gear. The second meeting is normally reserved for a lecture by an expert.

Isle of Thanet Radio Society

Meetings of the Society, which has recently been granted affiliation to the R.S.G.B., are held on Friday evenings at the George Hotel, Hawley Street, Margate. In addition, the club premises are open to members every evening of the week. Membership is spread over a considerable area in North-East Kent. Plans are in hand for an attractive series of programmes for the summer. Hon. Secretary: J. P. Barnes (G3BKT), 18 Grange Road, Margate.

Kingston & District Amateur Radio Society

A large audience gathered at Penrhyn House, Kingston, on February 27 to hear the General Secretary of the R.S.G.B. lecture on "The History and Development of Amateur Radio." The President had the support of V. J. Mayhead (Chairman), Leslie Cooper (Executive Vice-President, R.S.G.B.), and F. G. Lambeth (R.S.G.B. Council Member and South West London D.R.). A number of Old Timers whose interest in Amateur Radio dates back to the days before the 1914-18 war were also present.

A talk on 70 cm work was given at a recent meeting by A. Cockle, G3IEE. Details of future meetings can be obtained from the Hon. Secretary: R. S. Babbs (G3GVU), 28 Grove Lane, Kingston, Surrey.

Leicester Radio Society

Recent activities included a "Radio Quiz," a talk and demonstration of "The Mini-four," and a junk sale. On April 7 R. Weston (G2BVW) will lecture on "Tuned Circuits," and on May 5 the speaker will be C. L. Wright (G3CCA), who will discuss "Frequency Modulation." A full programme of activities may be obtained on application from the Hon. Sec., A. L. Milnthorpe (G2FMO), 3 Winster Drive, Thurmaston, near Leicester.

North Kent Radio Society

At a recent enjoyable social gathering the ladies lectured the men-folk on "Ham Radio"! At the A.G.M. held in January K. Chapman (G3HOZ) was elected chairman, and C. J. Leal, 1 Deepdene Road, Welling, Kent, Hon. Secretary. The club station G3ENT operates on the "Top Band." Meetings are held on the second and fourth Mondays in each month.

Plymouth

Members of the Plymouth Group with their ladies attended the Annual Dinner and Dance at the Connaught Rooms on February 1. The success of this happy occasion was due mainly to the efforts of Mr. and Mrs. C. Teal in arranging many novel games for an amusing selection of prizes.

Portsmouth & District Radio Society

Talks with demonstrations were given recently by S. Howard, M. P. Nicholson (G2MN) and D. Metcalf (G3GHQ). Meetings are held on Tuesdays at the R.N. Barracks, Eastney, Portsmouth. At the meeting to be held on April 22 the General Secretary of the R.S.G.B. will speak on "The History and Development of Amateur Radio."

R.A.F. Locking Amateur Radio Club

At a recent meeting it was decided to change the title of No. 1 Radio School Amateur Radio Society to the above form (call sign G3IRS). This change is intended to avoid confusion with Headquarters R.A.F. Amateur Radio Society (call sign G8FN) which recently moved to Locking. The Hon. Sec. is W/O. G. A. Williams, 47 Married Quarters, R.A.F. Locking, near Weston-super-Mare.

Ravensbourne Amateur Radio Club

Club members, under the supervision of the Chairman, G. V. Haylock (G2DHV), are to hold an exhibition of home-constructed Amateur Radio equipment at the Lewisham Men's Institute, Holbeach Road School, Catford, S.E.6, on Saturday, March 29; and at the Downham Men's Institute, Durham Hill School, Downham, on Saturday, May 17. Visitors will be welcomed to both exhibitions.

Classes in radio theory are held every Wednesday evening at the above-named Institutes. The club transmitter (call G3HEV) will be in operation, and a canteen is available. Hon. Secretary: W. H. J. Wilshaw, 4 Station Road, Bromley, Kent.

Slade Radio Society

Recent meetings featured a lecture on and demonstration of "Coil 'Q,'" and a discussion on direction finding. Preliminary arrangements have been made for this year's D/F contest. Meetings are held on alternate Fridays at the Parochial Hall, Broomfield Road, Erdington, Birmingham.

Southend & District Radio Society

At the A.G.M. held in January the following Officers were elected: Chairman and Hon. Treasurer, E. H. Bridges; Vice-Chairman, J. E. Nickless, A.M.I.E.E. (G2KT); Hon. Secretary, S. E. Stevenson (G3GYW); Hon. Assist. Secretary, Miss Pat Jones. "Transmitters for Beginners" was the title of a talk by S. Smith (G3BSI) at the February meeting.

South Manchester Radio Club

The club is now installed in its new premises at Ladybarn House, Mauldeth Road, and the club station (call G3FVA) is on the air. On March 28 E. W. Taylor (G2ALN) will lecture on "Receivers." Hon. Secretary: F. H. Hudson, 21 Ashbourne Road, Stretford, Manchester.

Stockport Radio Society

The Society (which in its original form was started after the 1914-18 war) is now active again after a lapse of five years. Attendance at the first meeting held last month was 27, of whom 22 were transmitting amateurs. A film, "How Television Works," was shown on February 26. Meetings are held on alternate Tuesdays, commencing 8 p.m., at the Blossoms Hotel, Buxton Road. Hon. Secretary: G. R. Phillips (G3FYE), 7 Germans Buildings, Buxton Road, Stockport.

Torbay Amateur Radio Society

R. J. Whitnall, Hon. Technical Adviser to the Torquay Gramophone Society, recently lectured on "Links in the High Quality Chain." "Propagation" will be the subject of a talk by R. Hope (G3AUS) at the April meeting. The Society meets at 7.30 p.m. on the third Saturday in each month at the Y.M.C.A., Castle Road.

Warrington & District Radio Society

G. Leigh (G2FCV) was recently elected Chairman. On April 1 A. Rainous (W7OFU) will speak about "Radar Principles," to be followed on May 6 by a talk on two metre work by G. Leigh (G2FVC). Hon. Secretary: S. Woods (G3EZK), 12 Thelwall Lane, Latchford.

FACTS . . .

About International Affairs

- The Society was represented at the International Telecommunications Conferences held in Madrid (1932), Cairo (1938), and Atlantic City (1947). The cost of representation was borne either by the appointed delegate or by the Society.
- The Society helped to found the International Amateur Radio Union in 1925. At the 25th Anniversary Congress of the Union (Paris, 1950) the Society was invited by the unanimous vote of the European Societies there represented to organise the Region I Bureau.
- The Region I Bureau is designed to co-ordinate the activities and safeguard the interests of radio amateurs in Europe.

. . . NOT FANCIES !

Around the Trade

An all-wave mains suppressor (Type S.R.1), for use in places where reception is marred by interference from nearby domestic and industrial electrical apparatus, is now being manufactured by E.M.I. Sales and Service, Ltd. Housed in a moulded case and designed for simple fixing to a skirting board, the suppressor incorporates a mains plug and socket to facilitate interconnection between receiver and supply point. It is effective at all frequencies from 150 kc/s to 30 Mc/s, and is suitable for use with any receiver or appliance operating on 100-250 V a.c. or d.c. and drawing up to 5 A of current.

* * *

A special plug and socket designed for 300-ohm ribbon feeder, as used extensively by radio amateurs, is now available to order from Messrs. Belling-Lee. The reference numbers are L677/P and L677/J for the plug and socket respectively.

Can You Help ?

W. R. Metcalf (G3DQ), Mylor Dockyard, Flushing, Falmouth, who requires the circuit diagrams of the ex-Army "Sender 33" and the ex-U.S. aircraft transmitter RVT15B ?

Silent Keys

The sudden death of Frank Cropper, G6XS, of Ashton-under-Lyne, at the age of 53 years, will come as a great shock to his many friends in Amateur Radio circles throughout the world.

Although content to limit himself to an input of some 30 watts, he had made a name for himself among DX workers and was a holder of the Empire DX Award. Incidentally we believe he was the first holder of this distinction to pass on.

Frank was a man of great personal charm, a genial cheery fellow, who always seemed to be happy and had the rare gift of imbuing those with whom he came in contact with some of his own natural cheerfulness.

He was a prolific and entertaining correspondent, and many of us will sadly miss those regular letters so full of wit and sound northern common sense.

He was one of those of whom it may truly be said that the world is the poorer for his passing. To his wife and relatives we offer our sincere sympathy in their great loss. G2MI.

Members of the Thornton Heath Radio Club, S.R.C.C. and S.L.D.R.T.S. in particular, will be sorry to learn of the death, after a long illness, of Mr. W. C. Kearsley, of Sanderstead, Surrey. Prior to the last war Mr. Kearsley held the Artificial Aerial call, 2BHL, but in more recent years he had confined his attentions to constructional work and listening. Sympathies are extended to his widow, relatives and close friends. G2DP.

AFFILIATED SOCIETIES

The following Clubs and Societies were affiliated to the Radio Society of Great Britain as at March 1st, 1952

- ADMIRALTY ELECTRONICS SOCIETY**, c/o Mr. W. J. Green Arrochar, Bloomfield Avenue, Bath, Somerset.
- ARIEL RADIO GROUP**, Bush House Section, B.B.C. Club, c/o Mr. W. J. Hayes, Bush House, Aldwych, London, W.C.2
- * **A.S.T. AMATEUR RADIO SOCIETY**, c/o Mr. J. N. Tracey, Air Service Training Mess, Hamble, Southampton, Hants.
- * **AUSTIN RADIO & TELEVISION SOCIETY**, c/o Mr. R. D. Dixon, Longbridge Works, Birmingham 31.
- BABCOCK & WILCOX STAFF ASSOCIATION RADIO SOCIETY**, c/o Mr. L. E. J. Manders, Babcock House, Farrington Street, London, E.C.4.
- BALDOCK RADIO SOCIETY**, c/o Mr. A. W. Fussell, 6 Clare Crescent, Baldock, Herts.
- BARNET & DISTRICT RADIO CLUB**, c/o Mr. A. D. Cliff, Hopedene, The Avenue, Barnet, Herts.
- BARROW AMATEUR RADIO & TELEVISION SOCIETY**, c/o Mr. J. G. Jackson, 1 Highfield Road, Barrow-in-Furness, Lancs.
- BOURNEMOUTH RADIO & TELEVISION SOCIETY**, c/o Major W. H. Inchbold Stevens, 47 New Road, Northbourne, Bournemouth, Hants.
- BRADFORD AMATEUR RADIO SOCIETY**, c/o Mr. A. W. Walmsley, 6 Hilton Road, Legrams Lane, Bradford, Yorkshire.
- * **BRENTWOOD & DISTRICT AMATEUR RADIO SOCIETY**, c/o Mr. C. A. Nightingale, 39 Westwood Avenue, Brentwood, Essex.
- * **BRIGHTON & DISTRICT RADIO CLUB**, c/o Mr. R. T. Parsons, 14 Carlyle Avenue, Brighton.
- BRITANNIA RADIO CLUB**, c/o Hon. Secretary, Royal Naval College, Dartmouth, Devon.
- * **B.T.H. SOCIAL & ATHLETIC CLUB (RADIO & TELEVISION SECTION)**, c/o Hon. Secretary, Lower Ford Street, Coventry.
- B.T.H. RECREATION CLUB (RADIO & TELEVISION SECTION)**, c/o Mr. P. N. Prior, B.T.H. Recreation Club, Rugby
- CAMBRIDGE & DISTRICT AMATEUR RADIO CLUB**, c/o Mr. T. A. T. Davies, Meadow Side, Comberton, Cambridge.
- * **CATTERICK AMATEUR RADIO CLUB**, c/o Mr. J. Phelps, No. 2 Squadron, 1st Trg. Regiment, R. Signals, Catterick Camp, Yorkshire.
- CHELtenham AMATEUR RADIO SOCIETY**, c/o Mr. F. W. Humphries, 8b Elmfield Avenue, Cheltenham, Glos.
- CHESTER & DISTRICT AMATEUR RADIO SOCIETY**, c/o Mr. W. G. Lloyd, 124 Tarvin Road, Chester.
- CITY & GUILDS COLLEGE RADIO SOCIETY**, c/o Mr. M. C. Hateley, City and Guilds College, Exhibition Road, London, S.W.7.
- CITY OF BELFAST Y.M.C.A. RADIO CLUB**, c/o Mr. H. J. Campbell, 36 Lisburn Avenue, Belfast, N. Ireland.
- COLERNE AMATEUR RADIO TRANSMITTING CLUB**, c/o Sgt. A. G. Parsons, c/o Air Traffic Control, R.A.F. Colerne, Chippenham, Wilts.
- COURTAULDS AMATEUR RADIO GROUP**, c/o Mr. W. P. Stevens, c/o Messrs. Courtaulds Ltd., Foleshill, Coventry.
- COVENTRY AMATEUR RADIO SOCIETY**, c/o Mr. K. G. Lines 142 Shorncliffe Road, Coventry.
- DARLINGTON & DISTRICT AMATEUR RADIO SOCIETY**, c/o Mr. D. Graham, 21 Hamsterly Street, Darlington, Co. Durham.
- DERBY & DISTRICT AMATEUR RADIO SOCIETY**, c/o Mr. E. Shimmin, 74 Derby Lane, Derby.
- DORKING & DISTRICT RADIO SOCIETY**, c/o Mr. J. Greenwell, 7 Sondes Place Drive, Dorking, Surrey.
- DUNFERMLINE RADIO SOCIETY**, c/o Mr. D. R. Leah, 9 Bentfield, Burntisland, Fife, Scotland.
- * **EAST BRIGHTON SHORT WAVE CLUB**, c/o Mr. F. J. Walton 104 Warren Way, Woodingdean, Brighton, Sussex.
- EAST SURREY RADIO CLUB**, c/o Mr. L. Knight, Radiohme, 6 Madeira Walk, Reigate, Surrey.
- ECCLES & DISTRICT RADIO SOCIETY**, c/o Mr. E. Rayson 11 Hurlington Road, Winton, Eccles, Lancs.
- EDINBURGH AMATEUR RADIO CLUB**, c/o Mr. C. L. Patrick 19 Montgomery Street, Edinburgh, Scotland.
- EDGWARE & DISTRICT RADIO SOCIETY**, c/o Mr. R. H. Newland 10 Holmstill Avenue, Edgware, Middlesex.
- ELECTRONICS & AMATEUR RADIO SOCIETY**, c/o Mr. M. S. Thayer, Queen Mary College, Mile End Road, London, E.1
- FACULTY OF TECHNOLOGY AMATEUR RADIO SOCIETY**, c/o Mr. M. J. Fadil, College of Technology, Sackville Street, Manchester.
- GATESHEAD AMATEUR RADIO CLUB**, c/o Mr. J. Kennedy 11 Lanthwaite Road, Low Fell, Gateshead 9.
- GRAFTON RADIO SOCIETY**, c/o Mr. W. H. C. Jennings, Grafton School, Fburne Road, London, N.7.
- GRAVESEND AMATEUR RADIO SOCIETY**, c/o Mr. R. E. Appleton, 23 Laurel Avenue, Gravesend, Kent.
- GRAYS & DISTRICT AMATEUR RADIO SOCIETY**, c/o Mr. C. Mundy, 68 Chestnut Avenue, Grays, Essex.
- HARLOW & DISTRICT RADIO SOCIETY**, c/o Mr. H. I. Wright, Allandale, Start Hill, Bishops Stortford, Herts.
- * **HARROW RADIO SOCIETY**, c/o Mr. S. C. Phillips, 131 Belmont Road, Harrow Weald, Middlesex.
- ILFORD & DISTRICT RADIO SOCIETY**, c/o Mr. C. E. Larsen, 44 Trelawny Road, Barkingside, Ilford, Essex.
- ISLE OF MAN AMATEUR RADIO SOCIETY**, c/o Mr. H. Grist, Broadway House, Broadway, Douglas, Isle of Man.
- ISLE OF THANET RADIO SOCIETY**, c/o Mr. J. P. Barnes, 18 Grange Road, Ramsgate, Kent.
- KENILWORTH RADIO & TELEVISION SOCIETY**, c/o Mr. S. Smith, 40 Stoneleigh Road, Kenilworth, Warwickshire.
- KINGSTON & DISTRICT AMATEUR RADIO SOCIETY**, c/o Mr. R. S. Babbs, 28 Grove Lane, Kingston-on-Thames, Surrey.
- * **KYNOCB RADIO & TELEVISION SOCIETY**, c/o Mr. G. E. Nicholls, Time and Work Study Dept., I.C.I. Ltd., Elliott Works, Selly Oak, Birmingham 29.
- LEEDS AMATEUR RADIO SOCIETY**, c/o W. Hawkrige, 7 Langdale Gardens, Leeds, 6.
- LEICESTER RADIO SOCIETY**, c/o Mr. A. L. Milnthorpe, 3 Winstler Drive, Thurmaston, Leicester.
- LEWES & DISTRICT MODEL ENGINEERING CLUB (RADIO SECTION)**, c/o Mr. P. A. Murphy, 22 Malling Down, Lewes, Sussex.
- * **LOWESTOFT & ECCLES AMATEUR RADIO CLUB**, c/o Mr. E. Lock, 34 Nelson Road, Pakefield, Lowestoft, Suffolk.
- LUTON & DISTRICT RADIO SOCIETY**, c/o Mr. E. Radford, 37 Wilden Avenue, Luton, Beds.
- MANSFIELD DISTRICT RADIO SOCIETY**, c/o Mr. A. W. Fowler, Windsor, Cowpasture Lane, Sutton-in-Ashfield, Notts.
- MEDWAY AMATEUR RECEIVING & TRANSMITTING SOCIETY**, c/o Mr. C. R. Hawkins, 9 Sanctuary Road, Gillingham, Kent.
- MERSEYSIDE RADIO SOCIETY**, c/o Mr. A. Bell, 20 Craigside Avenue, West Derby, Liverpool 12.
- * **MERSEYSIDE WIRELESS TRANSMITTING AMATEUR SOCIETY**, c/o Mr. S. Orr, 2 Argyle Road, Anfield, Liverpool 4, Lancs.
- * **MID KENT AMATEUR RADIO SOCIETY**, c/o Mr. D. A. Mullen, 44 Sussex Road, Maidstone, Kent.
- MIDLAND AMATEUR RADIO SOCIETY**, c/o Mr. G. W. C. Smith, 18 Highbury Road, Kings Heath, Birmingham 14.
- MURPHY RADIO SPORTS CLUB (RADIO SECTION)**, c/o Mr. R. Stevenson, Murphy Radio Ltd., Broadwater Road, Welwyn Garden City, Herts.
- NEWBURY & DISTRICT AMATEUR RADIO SOCIETY**, c/o Mr. A. W. Grimdsdale, 164 London Road, Newbury, Berks.
- * **NORTHAMPTON SHORT WAVE CLUB**, c/o Mr. V. Hartopp, Club Rooms, 8 Duke Street, Northampton.
- NORTH EAST AMATEUR TRANSMITTING SOCIETY**, c/o Mr. L. Bergina, 121 Addycombe Terrace, Newcastle-on-Tyne 6.
- NORTH KENT RADIO SOCIETY**, c/o Mr. C. J. Leal, 1 Deepdene Road, Welling, Kent.
- NORTH WEST KENT AMATEUR RADIO SOCIETY**, c/o M. J. Frost, 15 Northbourne, Hayes, Bromley, Kent.
- NOTTINGHAM UNIVERSITY RADIO SOCIETY**, c/o Mr. G. M. Bayley, The Union Room, University, Nottingham.
- OXFORD & DISTRICT AMATEUR RADIO SOCIETY**, c/o Mr. J. Hickling, 47 Banbury Road, Oxford.
- PART OF LONDON AUTHORITY STAFF CLUB (Radio Section)**, c/o Mr. R. T. Seaton, Lighterage Office, Northern Dept., Millwall Dock, London, E.
- PORTSMOUTH & DISTRICT RADIO SOCIETY**, c/o Mr. L. V. Shaw, 8 Belmont Street, Southsea, Hants.
- PRESTON RADIO SOCIETY**, c/o Mr. L. Hall, 7 Lilac Grove, Holme Slack, Preston, Lancs.
- PYE SHORT WAVE RADIO SOCIETY**, c/o Mr. T. Simpson, Radio Works, St. Andrews Road, Cambridge.
- QUEENSBIDGE RADIO CLUB**, c/o Mr. R. H. Lamb, 17 Queens Road, Leytonstone, London, E.11.
- QRP RESEARCH GROUP**, c/o Mr. J. Whitehead, The Retreat, Ryden's Avenue, Walton-on-Thames, Surrey.
- * **R.A.F. AMATEUR RADIO SOCIETY**, c/o Hon. Secretary, No. 1 Radio School, R.A.F. Locking, Weston-super-Mare, Somerset.
- R.A.F. BLETCHLEY AMATEUR RADIO SOCIETY**, c/o F/O R. Curtis, 6 Officers' Mess, M.Q., R.A.F. Stanbridge Road, Nr. Leighton Buzzard, Beds.
- * **R.A.F. LOCKING AMATEUR RADIO CLUB**, c/o Mr. G. A. Williams, R.A.F. Station, Weston-super-Mare, Somerset.
- READING RADIO SOCIETY**, c/o Mr. L. A. Hensford, 30 Boston Avenue, Reading, Berks.
- * **R.E.U. AMATEUR TRANSMITTING SOCIETY**, c/o S/Ldr. Copeland, 328a Officers' Married Quarters, R.A.F. Henlow, Beds.

* **R.E.M.E. RADIO CLUB**, c/o Pte. M. Ray, Hazebrook Barracks, Arborfield, Berkshire.
RISLEY RADIO SOCIETY, c/o Mr. D. E. Harper, Risley Club, Risley Road, Nr. Warrington, Lancs.
ROMFORD & DISTRICT AMATEUR RADIO SOCIETY, c/o Mr. D. L. Coppendale, 9 Morden Road, Chadwell Heath, Romford, Essex.
*** ROTHERHAM RADIO CLUB**, c/o Mr. W. Darby, 1 New Houses, Fence, Woodhouse Mill, Nr. Sheffield.
ROYSTON & DISTRICT RADIO CLUB, c/o Mr. F. A. M. Ashton, 115 Melbourn Road, Royston, Herts.
SANDERSTEAD & PURLEY AMATEUR RADIO SOCIETY, c/o Mr. T. R. Young, 41 Lansdowne Road, Purley, Surrey.
SHEFFIELD AMATEUR RADIO CLUB, c/o Mr. E. Walker, 11a Welwyn Close, Intake, Sheffield, Yorkshire.
SHEFFORD & DISTRICT RADIO SOCIETY, c/o Mr. D. J. Roper, 294F Married Quarters, R.A.F. Henlow, Beds.
SLADE RADIO SOCIETY, c/o Mr. C. N. Smart, 110 Woolmore Road, Birmingham 23.
SOUTHEND RADIO SOCIETY, c/o Mr. T. W. Hudson (Temporary Secretary), 27 Park Road, Southend-on-Sea, Essex.
SOUTH MANCHESTER RADIO CLUB, c/o Mr. F. Hudson, 21 Ashbourne Road, Streiford, Manchester.
SOUTHPORT RADIO SOCIETY, c/o Mr. F. H. P. Cawson, 113 Waterloo Road, Southport, Lancs.
SOUTH SHIELDS AMATEUR RADIO CLUB, c/o Mr. W. Dennell, 12 South Frederick Street, South Shields, Co. Durham.
SOUTH WEST ESSEX RADIO CLUB, c/o Mr. L. G. Barret, 367 Rush Green Road, Romford, Essex.
SPEN VALLEY RADIO & TELEVISION SOCIETY, c/o Mr. N. Pride, 100 Raikes Lane, Birstall, Nr. Leeds, Yorks.
S.R.D.E. AMATEUR RADIO SOCIETY, c/o Capt. J. Singleton, S.R.D.E., Christchurch, Hants.
ST. ATHAN AMATEUR RADIO SOCIETY, c/o 573450 S/T. Nutty, Hg., Sgts. Mess, 32 M.U., R.A.F. St. Athan, Barry, Glam., Wales.
STOURBRIDGE & DISTRICT AMATEUR RADIO SOCIETY, c/o Mr. W. A. Higgins, 28 Kingsley Road, Kingswinford, Brierley Hill, Staffs.
SURREY RADIO CONTACT CLUB, c/o Mr. S. A. Morley, 22 Old Farleigh Road, Selsdon, South Croydon, Surrey.

SUTTON & CHEAM RADIO SOCIETY, c/o Mr. F. J. Harris, 143 Collingwood Road, Sutton, Surrey.
SWANTON MORLEY AMATEUR RADIO CLUB, c/o F/Lt. A. E. White, R.A.F. Swanton Morley, Dereham, Norfolk.
TAUNTON & WEST SOMERSET RADIO SOCIETY, c/o Mr. H. E. J. Burton, 33 Richmond Road, Taunton, Som.
THAMES VALLEY AMATEUR RADIO TRANSMITTERS' SOCIETY, c/o Mr. K. A. H. Rogers, 21 Links Road, Epsom, Surrey.
TORBAY AMATEUR RADIO SOCIETY, c/o Mr. W. A. W. Launder, 15 Cambridge Road, St. Marychurch, Torquay, Devon.
*** WALSALL & DISTRICT AMATEUR RADIO SOCIETY**, c/o Mr. F. J. Merriman, 123 Wolverhampton Road, Walsall, Staffs.
WANSTEAD & WOODFORD RADIO SOCIETY, c/o Mr. J. Binning, 150 Upton Park Road, Forest Gate, London, E.7.
WATFORD AMATEUR RADIO SOCIETY, c/o Mr. R. W. Bailey, 32 Cassiobury Drive, Watford, Herts.
WEST CORNWALL RADIO CLUB, c/o Mr. R. V. Allbright, 12 North Parade, Penzance, Cornwall.
*** WEST MIDDLESEX RADIO CLUB**, c/o Mr. P. F. Blomfield, 213 Harrow View, Harrow, Middlesex.
WEST RAYNHAM AMATEUR RADIO SOCIETY, c/o Sgt. Aveling, R.A.F. Station, West Raynham, Fakenham, Norfolk.
WEYMOUTH RADIO & TELEVISION CLUB, c/o Mr. R. Figg, 4 Dorset Place, Weymouth, Dorset.
WIRRAL AMATEUR RADIO SOCIETY, c/o Mr. A. H. Watts, 14 Grange Crescent, Hooton, Wirral, Cheshire.
*** WOOLWICH RADIO SOCIETY**, c/o Mr. A. J. Burch, 60 Sutcliffe Road, London, S.E.18.
*** WORTHING & DISTRICT AMATEUR RADIO CLUB**, c/o Mr. F. H. Betterly, 42 Anwier Avenue, Lancing, Sussex.
WREKIN AMATEUR RADIO SOCIETY, c/o Mr. J. C. Tranter, 78 New Street, Wellington, Shropshire.
YEOVIL AMATEUR RADIO CLUB, c/o Mr. D. McLean, 9 Cedar Grove, Yeovil, Somerset.

* Denotes Secretary's name and address subject to confirmation.

NEW BOOKS

ELECTRICAL INSTRUMENTS AND MEASUREMENTS (No. 5 in the Cleaver-Hume Electrical Series). By W. Alexander, M.Sc., B.Sc.(Eng.), M.I.E.E. Page size 7½" x 4¾". 352 pages, 112 illustrations. Published by Cleaver Hume Press Ltd., London, W.1. Price 12/6.

This new book—written by a Lecturer in Electrical Engineering at the University of Nottingham—gives a clear and detailed account of the instruments and test sets used for measuring current, voltage, resistance, power factor, energy, insulation and continuity. Installation testing is also covered.

The book contains more than 100 half-tones and line blocks and, like others in the same series, embraces a comprehensive range of test questions and answers.

Students preparing for the appropriate City and Guilds of London Institute and similar examinations will find the book of immense value. Its detailed descriptions and reference tables should also commend it to practising radio and electrical engineers.

MICROPHONES. By the staff of the Engineering Training Dept. B.B.C. Page size 8½" x 5½". 114 pages, 78 illustrations. Published for "Wireless World" by Iliffe & Sons, Ltd. Price 15/-.

Originally written for use in training B.B.C. engineers, this book should prove of interest and value to all concerned with microphones in sound engineering.

The requirements for microphones in a broadcasting studio are set out in an introductory chapter, and this is followed by chapters covering the laws relating to sound waves and their behaviour. Details are given of the ribbon, moving-coil, crystal and condenser instruments that have been used in British broadcasting studios during recent years.

The specialised nature of this book assumes that the reader already has a basic knowledge of electrical engineering and, in particular, of alternating current theory.

ELECTRONIC VALVES—Book V (Vol. II). Application of the Electronic Valve in Radio Receivers and Amplifiers. By B. G. Dammers, J. Haanijes, J. Otte and H. Van Suchtelen. Page size 9½" x 6½"; 450 pages, 343 illustrations. Distributed in Great Britain by Cleaver Hume Press Ltd., London. Price 45/-.

This is the second of two volumes in the *Philips Technical Library* series dealing with modern valve applications in receivers and amplifiers.

The present volume covers Audio Frequency Amplification, The Output Stage and Power Supply. The companion volume (referred to on p.473 of the June 1951 issue of the BULLETIN) covers R.F. and I.F. Amplification, Frequency Changing, Oscillator Tracking, Distortion and Detection.

Vol. III—in course of preparation—will cover Inverse Feedback, A.V.G., A.F.C., Contrast Expansion and Compression, Stability and Instability of Circuits, etc., etc.

ELECTRONIC VALVES—Book VI. Transmitting Valves—The Use of Pentodes, Tetrodes and Triodes in Transmitter Circuits. By J. P. Heyboer and P. Zijlstra. Page size 9½" x 6½"; 308 pages, 256 diagrams and numerous tables. Distributed in Great Britain by Cleaver Hume Press Ltd., London. Price 35/-.

This, the sixth book in the *Philips Technical Library*, is one of the very few to deal exclusively with transmitting valves and the theory of the circuitry associated with them. For that reason alone it should appeal to the advanced radio amateur as well as to the professional radio engineer. The various uses of transmitting valves as amplifiers, modulators, oscillators and frequency multipliers are presented in a clear and logical manner. The text is illustrated with line diagrams and half tone blocks.

The high standard of production noted in previous books in this series has been well maintained.

WORLD RADIO HANDBOOK 1952. Published and edited by O. Luna Johansen, with the support of the Danish Society. Printed in Denmark. Page size 8½" x 6½". Distributed in Great Britain by Surridge Dawson & Co., Ltd., London, S.E.1. Price 8/6.

This handbook claims to list every broadcasting station in the world—long, medium and short wave—and gives details of the call sign, wavelengths, interval signals, announcements and transmissions of each station. There is also an abundance of supplementary information of interest to the enthusiastic broadcast listener who strives to receive remote places.

Mr. Johansen is to be congratulated on amassing such a wealth of detailed information between the covers of this 120 page Handbook.

Contests Diary

March 29-30	B.E.R.U. (Telegraphy)
April 5-6	B.E.R.U. (Telephony)
May 10-11	144 Mc/s FieldDay (No. 1)
June 7-8	National Field Day
June 22	420 Mc/s Tests
July 6	European V.H.F.
July 26-27	144 Mc/s Open Event
September 7	Lower Power Field Day
September 21	144 Mc/s FieldDay (No. 2)
October 4-5	Low Power
November 8-9	"Top Band" (No. 2)

LETTERS TO THE EDITOR

The Society assumes no responsibility for the views expressed herein by correspondents.

More About the Question of Power

DEAR SIR,—I most strongly disagree with the suggestion of Mr. Basil Wardman, G5GQ (December, 1951, issue) for raising the maximum power input for U.K. amateur stations to 1 kW. Although Mr. Wardman uses a number of arguments to support his plea for a "realistic power ceiling," I think that many of them are either illogical or incorrect.

Firstly, consider the position in the U.S.A., which Mr. Wardman states he has been in a position to examine "on the spot." I wonder if he has read QST? If so, he will have seen letters, similar to the one from G3ESP published in the October, 1951, BULLETIN, suggesting a greater measure of control over power input. Other letters have complained that too many operators use inputs from 4.5 kW. All of which has led A.R.R.L. to voice their condemnation of those amateurs who exceed the statutory limit. One may therefore conclude that if the power input were raised in the U.K. to 1 kW, certain "clever types" would exceed it.

Secondly, I wonder how many stations would be operated at a power of 1 kW., if that figure were allowed. Mr. Wardman suggested that—following his U.S. experience—the number would be very, very small. However, from an examination of QSL's from the U.S.A. received by me and other local operators, I estimate that about one in every five American c.w. operators uses an input of up to 1 kW. Admittedly, many such operators use crystal control.

Would the financial aspect have any great effect if the input limit were raised to 1 kW.? Although G5GQ thinks so, I don't, and for various reasons. Many amateurs already spend large sums of money each year on their stations and they would probably spend more in order to raise the power input still higher. A 1 kW. c.e. c.w. transmitter would cost about the same as an "eye-pleasing" 150 W. rack and panel 'phone job, and if tetrodes were employed in the final, screen modulation could be used for 'phone operation, at little additional cost. Even if v.f.o. control were required, an 807 in an e.c.o. circuit (such as the "Wilcox-Gay" version), with a suitable buffer and doubler, would easily drive a tetrode to 1 kW. at 14 Mc/s.

Finally, may I ask—why should a person who, just because he has the skill to build a 1 kW. rig, be classed also as a good operator, or—as G5GQ puts it—a more "experienced" operator? If such were the case, then we should hear better signals than we do from overseas stations who use inputs around 1 kW.

Is G5GQ's plea for 1 kW. justified? I think not.

Yours faithfully,

Gateley, Cheshire.

D. G. KING (G3EON).

DEAR SIR,—My friend Basil Wardman, G5GQ, has certainly expanded himself in sophistry, judging by his letter published in the December BULLETIN, 1951.

He is largely an anarchist, so it would appear, for he says, in effect—if a law is being broken, alter it so that no matter what one does, it does not get broken; it does not interfere with one's liberties.

As a politician would, he has deliberately played upon the emotions and not the intellect. Liberty at any cost—free the masses—away with laws and restrictions, knowing full well that it means liberty for the few and the rest—go hang.

Look at this little piece of emotionalism—"a properly adjusted 1 kW. transmitter causes less trouble than a badly built maladjusted 25-watt job"—and that, after saying of interference, "1 kW. rig is little greater risk." (I have underlined the words.) Why not a properly adjusted 25-watt job?—and what of a 1 kW. rig (even a little) maladjusted, as compared with a well tuned 25-watt rig? No, of course not, he's appealing to the emotions.

He says in effect, all laws are made to be broken—the modern (?) rule for success. He knows full well (and apparently agrees with it) that it is the "wide" boys who make material success—the avoidance of restrictions, custom payments, income tax, etc. So away with restrictive laws and then we'll all be successful! What a charming piece of naivety.

The first consideration of the G.P.O., in control, is respect for the international band widths; secondly, the control of third-party traffic. The power restriction is the "amateur's" own control and does not, primarily, interest the G.P.O., for within the realms of sensible expenditure, absolute control of power is incapable of being exercised. But that does not mean that there is no moral obligation on licence holders.

We, as amateurs, know very well that the power restrictions are being broken, and we even see awards, certificates and honours dispensed to those who break our laws—there are exceptions.

We are not born alike, neither are our fortunes similar, but in the matter of the transmitting licence we are equals. Anybody exercising the laws of the jungle—tooth and claw methods—is a rogue, and were we primevals, solely of the

animal kingdom, the rogue would suffer the laws of Nature—extinction.

In a community trying to become civilised—trying to apply its intellect—the anarchist is a moral outcast. For the "law-of-the-jungle merchant," the breaker of laws, the subversive element, the hypocrite, there is no more fertile soil for success than in a community becoming interested in keeping laws.

A law serves the whole, not the individual; his individualism extends as far as the law and not beyond.

Anyone who exceeds his power input beyond his licence is commencing to break-down civilisation. It is he who would make a law necessary to restrict, against pain of punishment (a totalitarian method), the possession of apparatus capable of power beyond his licence conditions.

Did you notice that your heading has two rather important meanings?

Yours faithfully,

W. H. MATTHEWS (G2CD).

Seven Kings, Essex.

B.C.I. & T.V.I.

DEAR SIR,—I read with great interest the letter from Mr. N. G. Anslow (December issue) in reply to G3FY's letter regarding B.C.I. and T.V.I.

Whilst I agree that Mr. Anslow's diagnosis of the cause of this particular form of B.C.I. is correct, it seems to me that the second remedy he recommends is an extremely unwise modification to apply and that the correct approach is by means of filters or wavetraps to reduce the level of the interfering signal at the grid of the mixer valve.

When two signals of differing frequency are applied to a mixer, it is essential for good efficiency that one of these should be of sufficient amplitude to modulate the mixer anode current fully. In normal receiver practice, this function is performed by the oscillator voltage which is large compared to the incoming signal and, in consequence, the output at the sum and difference frequencies is proportional to the weaker signal.

It can easily be shown mathematically that a mixer operating in this manner produces, not only simple sum and difference frequencies, but also a multitude of harmonics of both frequencies together with sum and difference products of these. In practice only a few of these are strong enough to be important but the fact that the majority of the harmonic content arises from the process of efficient mixing, and not by excessive lack of linearity in the oscillator circuit itself, deserves emphasis. In fact, if the waveform of the local oscillator were completely pure (i.e. free of harmonics), the same spurious responses would be present in the mixer output.

Reduction of the oscillator input to the mixer, as suggested by Mr. Anslow, reduces the by-products by decreasing the mixer efficiency, i.e., the oscillator voltage fails to modulate the mixer anode current fully. What little mixing does still take place is due to slight non-linearity in the mixer anode current/grid voltage characteristic, similar in nature to the phenomena known to those who build high quality a.f. amplifiers as "intermodulation."

The owner of a receiver thus "doctored" could justifiably complain of the resultant loss of performance, whereas if the level of the signal at the mixer grid due to the amateur transmitter is attenuated by additional r.f. selectivity (wavetraps or low pass filter) no audible loss in receiver performance should be apparent.

Yours faithfully,

J. HAYDON (G3BLP).

Selsdon, Surrey.

Component Values: A Plea for More Details

DEAR SIR,—In certain technical articles published in the BULLETIN, pains are taken by the author to give full details regarding construction and layout of components for a piece of equipment, but when it comes to details of the components required, readers are confronted by a list of catalogue numbers in lieu of values. Page 11 of the July, 1951, issue illustrates my point. While catalogue numbers and manufacturers' descriptions are useful at times, could not authors, for the benefit of those wishing to search for the component from their own stock of parts, be asked to quote the value of the particular resistor, choke, or whatever the item may be?

A similar practice is that of designating a variable condenser as a "tuning condenser," but stating no value. While in the majority of cases the required value can be calculated, or may be known from experience, there are times when a particular value may have been found more suitable than others. In brief then, can the actual values of components used in circuits be stated in addition to any other identification? I am sure a large number of readers will support me in this request.

Yours faithfully,

A. W. GRIMSDALE (G3CJU).

Newbury, Berks.

Can You Help?

• L. Harbin, 17 Hengrove Road, Knowle, Bristol, 4, with circuit details of the Crystal Monitor, Type 2, and information about the frequencies of the crystals required for this unit.

SPECIAL!

NEW AND BOXED

2C34s

(RK34)

FOR 144 MEGACYCLES

6.3V HEATER

300V ANODE AT 80mA

(TWIN TRIODES)

Make Ideal Modulators!

4 FOR **£1** POST FREE

AT LEAST 1,000 AVAILABLE

PANDA RADIO CO.

58 School Lane, Rochdale


Works: 16-18 Heywood Rd., Castleton. Tel. 47861



THE "HAMS" FIRST CHOICE



De Luxe Type




Potted Type

Woden Transformers, Swinging Chokes and Modulation Transformers are in constant demand by "Hams" who **know** the high standard and reliability of our equipment.

Send for latest catalogue.

WODEN TRANSFORMER CO. LTD.
MOXLEY ROAD . BILSTON . STAFFS.
Tel.: Bilston 41959

T. L. I.



D77. Double-diode. Vision detector and sync separator.

KT61. High sensitivity output tetrode. Frame T.B. output and sound output.

DH63. Double-diode-triode. Sound detector and A.F. amplifier.

Only by using the valves specified can you be sure of the best results from your "View-Master". The designers have found that the valves illustrated are the best for the job.

Use Osram valves for their proved consistency of performance.

Also specified: G.E.C. 9-inch cathode ray tube 6504A, or alternatively, the 12-inch tube 6705A may be used without circuit alteration.

Osram VALVES are recommended for
the 'VIEW MASTER' television receiver

THE GENERAL ELECTRIC CO. LTD., MAGNET HOUSE, KINGSWAY, W.C.2
R.S.G.B. BULLETIN, MARCH, 1952.

UNIVERSITY RADIO LTD.

Dealers in Guaranteed used Electronic Equipment

ESTABLISHED 25 YEARS — ALL EQUIPMENT GUARANTEED 3 MONTHS

We have a large selection of Transmitter-Receiver Equipment by leading British and American manufacturers at very attractive prices.

British and U.S.A. Valve Testers, Test Meters in stock. Please state specific requirements. We are unable to publish lists owing to our constantly changing stocks. S.A.E. please.

We specialise in Disc and Tape Recorders, and can offer most leading makes, used, but as new, at reduced prices.

WE NEED GOOD USED EQUIPMENT URGENTLY - PLEASE SEND, BRING OR PHONE FOR OFFER.

Decca Long Playing Record Unit, in portable rexine case, as new.....	£8 10 0	Marconi-Ekco Signal Generator type TM2571, coverage 3.5 to 150 Mc/s A.C. 200/250 volts, with calibration charts, etc., perfect	£40 0 0	Eversheds 500 volt Wee Megger in leather case..	£10 10 0
Acoustical 30 Watt Amplifier, with M/C Mike and Gram. inputs A.C. 200/250 volts, complete in metal case, as new.....	£16 10 0	Ex-W.D. TX/RX, Type A Mill, in portable attache case with built-in A.C. power pack, 100/250 volts or D.C. 6 volts, complete with key, etc., as new.....	£12 10 0	Avo 1948 Signal Generator, as new.....	£12 10 0
Evershed & Vignolls 500 volt Constant Pressure Megger, in leather case, as new	£19 10 0	B.S.R. Disc Recording Amplifier Type AR.15, in portable metal case, as new	£30 0 0	Cossor Double Beam Oscilloscope, model 339A, as new	£40 0 0
As above, 100 volt.....	£12 0 0			Taylor Valve Tester, model 47A with several extra valve adaptors, charts, etc., complete and as new	£20 0 0
Cambridge Unipivot Galvanometer, patt. "L" 0-120 millivolts, 6in. scale, as new.....	£8 0 0			Avo Minor A.C./D.C., as new	£7 0 0
				Eddystone 640, as new....	£21 0 0
				Avo 1949 Capacity and Resistance Bridge, as new....	£8 0 0
				Shaftesbury Ribbon Mikes, as new.....	£6 0 0

WE NEED AR88s - BC221s - 348s - 342s. ALSO COSSOR DB'SCOPIES 339a or 339b, ETC. WE WILL PAY WITHIN £2 OF THE MARKET PRICE.

FOR FIRST-CLASS EQUIPMENT WE ARE PREPARED TO PAY MORE THAN ANY DEALER IN THE COUNTRY. Your enquiries for anything that you may need will be welcome. S.A.E. please.

We have equipment arriving daily!

Cash or Cheque with Orders.

All items are Carriage Extra.

WE URGENTLY NEED GOOD USED EQUIPMENT OF ALL TYPES. WE PAY TOP PRICES AND SPOT CASH. OUR VANS WILL COLLECT WITHIN 20 MILES OF LONDON.

Write, Call, or Phone (3 lines) GERrard 4447, 8582 and 5507

22 LISLE STREET, LEICESTER SQUARE, LONDON, W.C.2

Communication Receivers

H.R.O. Receiver, complete with 5 coils.....	£36 10 0
S.T.C. Ball Microphones, ex-Government ..	£8 10 0
1 Wireway wire recorder, perfect	£47 10 0
1 Webster wire recorder, perfect	£45 0 0
R.C.A. AR88D Receiver, with 5 meter, good order	£60 0 0
A.R.88LF, good order	£55 0 0
Hammarlund B.C.779B, with A.C. power pack	£45 0 0
Magnavox "66" 12" energised speakers....	£5 10 0
Hallcrafters SX28, perfect	£50 0 0
Q5/10 Receiver, as new.....	£40 0 0

Surplus Equipment, Meters and Receivers Purchased. Top prices paid.

Service Radio Spares

4 LISLE STREET, LONDON, W.C.2 GER 1734

VALVE BARGAINS

ALL GUARANTEED : 829, 80/-; 815, 30/-; 805, 20/-; X78, X61, ECH42, 6K8GT, CCH35, CL35, N78, ECL80, EY51, 15/-; EP92, DH77, EL42, 13/6; 1616, 884, 12/6; Z77, KT61, 5U4, 11/6; 6AG5, 6F6, 6SC7, VP2, VR105/30, 10/-; 801A, 5X4, 5Y4, 6SF5, EP59, GT1C, PT15, VP133, 6N7, VR150/30, 8/6; 1L4, 3A4, 1L6, EP50, EP54, 7/6; 6C4, EP22, 1LNS, 1LH4, 3D6, 6/8; 954, 4/-; EA50, 2/6. Marconi CR100, very good condition, £27. Eddystone 640, unmarked, as new, £20. R.1224A, 5-valve battery superhet., good order, £6. B.P.L. Signal Generator, complete, good order, £8 10s. Above items carriage extra. Post 9d. other orders under £1.

Photo Electric Cells, Type GS16, 25/-. Table Mikes, self-energised, with adjustable stand, only 7/6 plus 1/- post. Germanium Diodes, 3/-. I.F. Transformers, 1.6 Mc/s., 4/- each.

Send S.A.E. for Free Bargain List.

ELECTRAD RADIO

69 HIGH STREET, BELFAST, N.I.



TAPE & WIRE RECORDING

Write for the latest price list of the following:—

RECORD, PLAYBACK & ERASE HEADS.

TAMSA TAPE RECORDING PANELS.

RECORD PLAYBACK AMPLIFIERS OSCILLATOR COILS & UNITS.

TAPE: E.M.I., G.E.C., "SCOTCH BOY" 5", 7", 11" Spools.

WIRE On standard ¼, ½ and 1hr. Spools.

Constructor's Envelopes.
Books on Tape Recording.

Manufactured by



Dept. MR1, 74 Great Hampton Street,
HOCKLEY, BIRMINGHAM 18

WILCO ELECTRONICS

R.F. AMPLIFIER: 100-124 Mc/s., using two VT62 Triodes in push-pull, link coupled output circuit with Grid and Cathode current meters, individual valve switching VR67 Monitor, with jack, standard rack mounting. Brand new, less valves. Our price 75/-. Carriage 7/6.

AUTO TRANSFORMER: 230/115 volts 500 watts, 50 cycles, fully shrouded, new. Made by Met. Vic. £4/10/0 each. Car. 2/6.

AERIAL RODS: 12in. long, 1in. diameter. Any number of sections can be fitted together, 2/6 dozen; 6/- for 3 dozen; 11/- half gross; 20/- gross. £6 per 1,000.

TWIN P.A. LOUDSPEAKERS: Reflex re-entrant type, very sensitive and directional, 8" diam. 16" overall. Brand new with matching transformers 4.5 to 1 and 6 to 1 ratios. Voice coil 7 ohms. Only 75/-. Packing and carriage, 5/-.

THROAT MICROPHONES: American twin-button type with strap lead and plug, 5/- each. Post 6d.

HEAD SET ADAPTOR: MC385 High to low impedance, 2/6 each. Post 6d.

SLOW-MOTION DIAL: with vernier 200-1 reduction, front of panel mounting, 6" diam., calibration 0-100, 5/6 each. Post 1/-.

POWER PACK: Type 3, for 1132A receiver. Input 200 to 250 V A.C., 50 c/s., £4/19/6. Carr. 7/6.

ACFIL PUMPS: These pumps enable you to fill all accumulators on the bench with the carboy at floor level. Brand new. Only 30/-. Post 1/6.

RESISTANCE MATS: Make ideal heating mats for Aquariums, Photographic solutions, Print dryers, etc. Mains Voltage. Black heat. Size 10" x 6". Price 2/6, post free.

ROTARY CONVERTERS: 24 V. d.c. to 250 V. a.c. 100 watts. Fitted in case with output socket. £4 10s., carr. 5/-.

VALVES:	Magic Eye CV51.	10/6 each.	And		
2X2	7/6	12SH7	5/6	D1	2/6
5U4G	8/6	28D7	6/6	E1148	5/6
5Z4G	8/6	954	6/-	E1271	25/-
6AC7	5/6	955	6/-	E1320	10/6
6G6	7/6	956	6/-	E1456	10/6
6H6	4/-	957	6/-	EA50	3/6
6J5G	5/6	4074B	5/-	EB34	2/9
6J6	12/6	7193	5/-	EC52	6/6
6K7G	8/6	7475	10/6	EC54	6/6
6L6G	10/6	ATP4	7/6	ECH35	8/6
6SH7	5/6	CV54	6/6	EF36	7/6
6SL7GT	7/6	CV174	25/-	EF50	10/-
6SN7GT	10/6	CV67	25/-	EF54	6/6
6V6G	8/6	CV1001	6/6	H63	6/6
2X5G	8/6	CV1582	10/6	KT66	10/6
807	10/6			KTW63	8/6

204 LOWER ADDISCOMBE ROAD, CROYDON. ADD 2027

EXCESS SERVICE GEAR

—Must be sold!

Taylor 45A valve tester, as new £15
 G.E.C. "Selectest" Universal Meter £10
 Ferranti dead-beat a.c.-d.c. meter in case .. £2
 Oscilloscope 5 1/2" tube, built-in amplifier in case 18 1/2" x 15" x 10" .. £10
 Signal Generator in steel case 14" x 12" x 12" .. £5
 Signal Tracer in steel case 14" x 12" x 12" with M/E £3
 Portable T.V. Signal Generator with batteries £1/10/0
 Push-button condenser and resistance bridge with M/E .. £1/15/0
 100 Volt bridge Megger £2
 Calibrated condenser 32/175 μ F, in case .. £1/5/0
 Calibrated output meter in case .. £1/10/0
 2,500 V electrostatic voltmeter 10/-
 T.V. pre-amp. with EF50 15/-
 Rotary Converter 24 V d.c. to 230 V a.c. .. £3
 Trix a.c. d.c. model U.80 amplifier £5
 12-watt a.c. amplifier, 2 crystal microphones (one on telescopic stand), 12" P.M. speaker in cabinet, perfect £20


ELECTRONIC ENTERPRISES, Guildhall Mkt., Bath, Som.

COIL INDUCTANCE TABLES THE ONLY SENSIBLE WAY FOR MODERN RADIO AND T.V. AMATEURS TO DESIGN THEIR COILS


POST FREE 5/3. OVERSEAS 6/-. N. AMERICA \$1

PLEASE SEND ALL ORDERS TO:

R. M. McROBB,
 10 ORCHARD STREET,
 ABERDEEN



"Belling-Lee" Plug L677/P.



"Belling-Lee" Outlet Box L739.

TELEVISION and SHORT-WAVE ENTHUSIASTS

. . . . using 300 ohm twin ribbon feeder ("Belling-Lee" L692), may find this newly designed plug of considerable interest.

The method of loading is simple and effective; the conductors are pinched in the spills on the solid pins, and the "butterfly" type moulding, when folded, retains its closed position by means of the special slots which grip over the feeder. Diameter of pins is 0.125" spaced on 0.312" centres.

The plug can be used with outlet box L739. This forms an ideal arrangement for those who prefer an aerial lead-in to be correctly terminated at the skirting board close to the receiver. We always strongly recommend this practice to anyone who installs an aerial.

L733/S forms the outlet socket and a cable clamp is incorporated in the box.

Please write for catalogue P. 347/R.S.G.B.

BELLING & LEE LTD
 CAMBRIDGE ARTERIAL RD., ENFIELD, MIDD., ENGLAND

G2ACC OFFERS YOU

- RELIABLE GOODS
- PROMPT SERVICE

FEEDER CABLE.—Telcon, K24B 150 ohm twin, 9d. yard; K25B 300 ohm twin ribbon, 9d. yard; K35B 300 ohm twin tubular low-loss 1/6 yard. Siemens, 75 ohm co-axial cable, $\frac{1}{8}$ " diameter, 1/3 yard. Belling-Lee, L336 80 ohm twin feeder, 73d. yard; L600 $\frac{1}{8}$ " diameter 60-74 ohm co-axial cable, 1/7 yard; L688 72 ohm semi-air spaced low loss co-axial cable, 2/10 yard. Samples free on request.

AERIAL WIRE.—Insulated stranded copper, 25', 2/3; 50', 4/-; 100', 7/6.

AERIAL INSULATORS.—Belling-Lee L333 ceramic "T" strain insulators for centre of dipole 4/-. Competitive ceramic "T" insulator, 1/6. Pyrex glass insulator, 3" long, 1/6. Small egg type porcelain insulator, 4d. Eddystone 946 low-loss aerial lead-in, 3/3.

FEEDER PLUGS & SOCKETS.—Belling-Lee, L734/P co-axial plug for cables, $\frac{1}{8}$ " to $\frac{1}{4}$ " diameter. Co-axial socket to fit, 1/4; L735 co-axial outlet box, takes above plug, 5/6; L739 twin feeder terminating box, 3/6; L733P twin feeder plug, 10d.

CHASSIS.—Denco steel chassis, 7" x 4" x 2", 5/6; 9" x 5" x 2 $\frac{1}{2}$ ", 6/7; 10" x 6" x 2 $\frac{1}{2}$ ", 7/5. Aluminium chassis, 8" x 7" x 2", 8/9; 16" x 7 $\frac{1}{2}$ " x 3", 12/-; 12" x 8" x 3", 11/9. Aluminium panels, 16" s.w.g., 19" x 3 $\frac{1}{2}$ ", 4/9; 19" x 7", 6/6; 19" x 10 $\frac{1}{2}$ ", 9/6; 16" x 8 $\frac{1}{2}$ ", 5/9. Raymatt black crackled steel panels, 19" x 7 $\frac{1}{2}$ ", 7/6; 19" x 8 $\frac{1}{2}$ ", 8/6.

ILLUSTRATED CATALOGUE, No. 8.—54 pages with over 2,000 lines from the leading manufacturers, 9d. post free.

SUPPLEMENTARY LIST, No. 9.—This contains a number of pre-stocktaking bargains for a limited period. Send for your copy now, free of charge.

Postage should be included on all orders under £2.

Southern Radio & Electrical Supplies

85 FISHERTON STREET, SALISBURY, WILTS.

Telephone: Salisbury 2108

Dits and Dahs !!

THIS IS THE LANGUAGE OF THE AIR THAT EVERY RADIO AMATEUR, PILOT OR SHIP'S OPERATOR, MUST BE ABLE TO READ AND SEND. IT IS EASILY AND QUICKLY LEARNED BY THOSE WHO TAKE UP A

CANDLER CODE COURSE

THE CANDLER SYSTEM not only teaches you the right way to send but the right way to read code sound just as easily as you read print.

The Special Course covers all the Code training necessary to pass the G.P.O. test for an Amateur Transmitting Licence.

The Junior Course is a complete Code Course for the Beginner who desires to secure the G.P.O. Certificate in which he is interested.

The Advanced Course is for those with a consistent sending and receiving speed of not less than 15 w.p.m. who desire to improve their speed and accuracy in code work.

Touch-Typing Course. A series of interesting and easily followed lessons which enable one to record messages at high speeds.

Courses supplied on Cash or Monthly Payment Terms.

You are invited to send for a copy of the CANDLER "BOOK OF FACTS," it gives full details of the above training.

THE CANDLER SYSTEM CO.

(Dept. 55) 52b ABINGDON ROAD, LONDON, W.8.

Candler System Company, Denver, Colorado, U.S.A.



G2AK This Month's Bargains G2AK

COMPLETE NOISE LIMITERS: Wired on a small sub-chassis with 6H6 type valve, boxed, with circuit and instructions. Only 5/-, post free.

SPECIAL VALVE OFFER to Transmitting Amateurs only. Not more than two of any type to any one person. 813, 70/-; 829, 80/-; 832, 30/-; 866A, 17/6; 807, 10/-.

HEAVY DUTY L.F. CHOKES, Fully Potted: 30 H. 100 mA. 150 ohms (weight 14lb.), Price 13/6. 20 H. 126 mA. 100 ohms (weight 14lb.), Price 15/6. 30 H. 150 mA. 150 ohms (weight 18lb.), Price 17/6. All carriage paid. Eire 5/- extra.

PARMEKO H.D. shrouded chokes, weight 11lb. 8 H. at 250 mA., 16/6 each, postage and packing 1/6.

HEAVY DUTY POTS: 500 ohms only. Toroidal type by P. X. Fox, worth 15/-. Our Price 3/6 each.

MORSE PRACTICE SETS, with double-action buzzer, output for phones, excellent key. Requires only 4 $\frac{1}{2}$ V. battery. As new. 7/6, postage and packing 1/-.

TWIN FEEDER: 300 ohm Heavy Twin Ribbon Feeder 5d. per yard. Standard K25 300 ohm. Twin Ribbon Feeder 9d. per yard. K24, 150 ohm 9d. per yard. Co-ax. Cable, $\frac{1}{8}$ " 50 ohm 8d. per yard; $\frac{1}{8}$ " dia., 1/3 per yard; $\frac{1}{4}$ " dia., 70 ohm., 1/3 per yard. Post on above feeder and cable 1/6, any length.

HEAVY DUTY adjustable rheostats .4 ohm 25 A. beautifully made, 5/- each, postage and packing 1/6.

SHROUDED Line and Microphone to Grid Transformers, 5/- each, postage and packing 1/-.

RACK MOUNTING PANELS, 19" x 5 $\frac{1}{2}$ ", 7", 8 $\frac{1}{2}$ " or 10 $\frac{1}{2}$ ", black crackle finish, 5/9, 6/6, 7/6, 9/- respectively, postage and packing 1/6.

Complete Set of 14 VALVES, new and boxed for AR88 Receiver, £5 10s. Set. Post free (limited quantity).

R.F. CHOKES: Pie wound, 2.5 mH., 100 mA., receiver type, 9d. each, or 7/6 per doz.; 250 mA., transmitter type, 1/- each, 10/- per doz.

METERS: 2 $\frac{1}{2}$ " Flush Mounting M.C. 100 mA., 12/6 each. 2" Flush M.C. 5 mA., 7/6; and 0.5 A. Thermo. and 4 A. ditto, 5/-. Special offer 2 $\frac{1}{2}$ " Flush 0-1 mA. Rectifier Meter, scaled 0-10 V., 22/6 each. Few only.

TEST PRODS for Test Meters, Red and Black, 4/6 Pair.

CRYSTAL DIODES, 3/9 each. **GERMANIUM DIODES,** 5/6 each.

EDDYSTONE 740 & 750 Receivers and Components. From Stock.

Carriage paid on all orders over £1 except where stated. Please include small amount for orders under £1.

PLEASE PRINT YOUR NAME AND ADDRESS.

CHAS. H. YOUNG, G2AK

All Callers to 110 Dale End, Birmingham CENTRAL 1635
Mail Orders to 102 Holloway Head, Birmingham MIDLAND 3254

EXCHANGE AND MART SECTION

ADVERTISEMENT RATES. Members' Private Advertisements 2d. per word, minimum charge 3/-. Trade Advertisements 6d. per word, minimum charge 9/-. (Write clearly. No responsibility accepted for errors.) Use of Box number 1/6 extra. Send copy and payment to **National Publicity Co., Ltd., 358 Strand, London, W.C.2,** by 25th of month preceding date of issue.

ALL last month's advertised books available, less 25%; 2 in x 1 in ceramic ribbed coil formers, 4s. dozen.—**RAITHBY, Martin, Lincoln.** (244)

AMATEUR selling up offers at reduced prices large stock of equipment. Transmitters, receiver, new valves, test equipment, meters, transformers and chokes of all kinds, P.A. and oscillator coils, rotary beam, power packs, etc. S.a.e. for lists.—**Box 212, NATIONAL PUBLICITY CO., LTD., 358 Strand, London, W.C.2.** (212)

AMERICAN equipment wanted urgently, with prefixes TS, e.g. TS174/U, TS34/AP, TS47/AP, etc., ANAPR4, AN/APA, Cossor 3339A, BC348s and all good test and communications equipment. SX28s, SX27s, AR88s, etc.—**Box 100, NATIONAL PUBLICITY CO. LTD., 358 Strand, London, W.C.2.** (100)

APOLOGY.—Due to urgent defence work, shortage of materials and labour, a number of our private orders have been seriously delayed. Will those whom we have kept waiting accept our sincere apologies for the delays. We are doing our best to catch up and hope to have deliveries back to normal in a few weeks.—**E. J. PHILPOTTS METALWORKS, Chapman Street, Loughborough.**

IMPORTANT NOTICE

All Exchange & Mart advertisements must be sent with remittance to:

THE NATIONAL PUBLICITY CO., LTD.,
358 Strand, London, W.C.2.

to whom all cheques and P.O.s should be made payable. See Advertisement Rates above.

AR.77, excellent condition, £29. Also BC.348Q, built-in power pack, good order, £11.—**HAYVATT, 41A Buckland Crescent, Swiss Cottage, N.W.3,** or phone WIL 6464, Extn. 47, during day. (224)

AR.88D receiver; tip-top condition; £70 or nearest offer.—**G2AUP, 18 Colin Street, Barnoldswick.** (231)

BC.221, excellent condition, internal stabilised pack, spare valves, calibration book, £20. Canadian 58 walkie-talkie with valves, vibrator, £9. 150 American valves, mostly unused, including 6J6, 6C4, 6V6: offers one or more. Wanted.—**Eddystone 504 or 750.—ELDER, 4 Park Avenue, Sale, Manchester.** (254)

BC.221 for sale: fitted 230 V power pack. Excellent condition. £20 or offers.—**COOPER, 14 Park Street, Heaton Park, Prestwich, Manchester.** (272)

BC.221M, spare valves, calibration book, handbook, exchanged for communications receiver.—**Offers to LITTLEWOOD, 156 Gordon Road, West Bridgford, Nottingham.** (242)

BULLETINS, 170 issues, May, 1937, to 1951, £6; 80 Part 1 Journal, I.E.E., 1941 to Sept., 1947 (except Jan., 1947), £5; 22 Students Quarterly Journal, I.E.E., same period, 15s.; S.W.M., August, 1949, to March, 1952, £1.—**BENNETT, 10 Martin Grove, Morden, Surrey.** (249)

CAXTON'S Modern Radio and Television, 4 vols., 3 text, 1 circuits; mint condition; £3.—**DONALDSON, 5 Hillview Terrace, Old Kilpatrick, Glasgow.** (247)

COLLARO auto. record changer, perfect condition, £5.—**G3BXI, FARLOW, 6 The Avenue, Wanstead, E.11. (Tel. WAN 4681.)** (269)

COLLINS TCS.12 transmitter/receiver with dynamotor power unit and instruction manual for sale; 1.5 to 12 Mc/s. 'Phone/c.w. Mint condition. Buyer to collect.—**Offers to G3ABN, 28 Zulla Road, Nottingham.** (225)

COMMERCIALY built tape-recording amplifier with circuit 6SL7, 6SN7, 6V6 p.p., 6V6 bias oscillator. Output 10 W. Microphone or gramophone inputs. Record output low impedance. A.C. mains. Also R.H. Electronic, tape deck with record playback—R.F. erase—P.M. erase. Low imp. Heads. As new condition with rewind motor less record motor. Ideal for ham experimental work. Exchange the lot really good communications receiver or transmitter gear, 20-10-2 mm receiver preferred. What offers?—**G3HVP, 108 Brookfield, Glossop, Derbyshire.** (260)

CRYSTAL microphone inserts (Cosmocord Mic-6). Guaranteed brand new. 15s. 6d. post free.—**RADIO-AID LTD. (Retail Dept.), 29 Market Street, Watford.** (219)

DISPOSAL entire station, U.S.A. throughout, S.a.e. lists valves, components, GDO., BC.348, built-in QSer.—**G8VH, Fairlawn, West Horsley, Surrey.** (266)

EDDYSTONE S.640, as new, immaculate condition, £20.—**Box 256, NATIONAL PUBLICITY CO., LTD., 358 Strand, London, W.C.2.** (256)

EDDYSTONE 358 receiver with built-in power supply. Coils 9-2,000 metres. Good condition. £15.—**67 Every Street, Burnley, Lancs.** (222)

EDDYSTONE'S 640 for sale, with matching "S" meter and speaker. Excellent condition. Best offer secures.—**9 Leaside Crescent, London, N.W.11. (Phone SPeedwell 5186.)** (234)

EDDYSTONE 640 with Richard Allan baffle speaker. Little used Manual. £21 or offer.—**Box 208, NATIONAL PUBLICITY CO., LTD., 358 Strand, London, W.C.2.** (208)

EDDYSTONE 640 with "S" meter, speaker, phones. R.107, 1 to 7 Mc/s. Various components, handbooks. Must sell; £23 or nearest. Buyer collects.—**STREATFIELD, 2 Palmerston Road, Wimbledon, S.W.19.** (264)

EXCHANGE.—Mod. R107, as new (sprayed black). Wanted.—**Good valve tester.—Write details, etc., KING, 26 Swift Gardens, Woolston, Southampton.** (229)

FIRST-CLASS transmitter equipment for standard rack, crackle panels, fully metered; v.f.o. 3.5-3.8 output, stabilised h.t. built in crystal calibrator, £18. 75 W modulator, high quality from 807s. Woven transformers, table-top pre-amplifier control, £22. 1,000 V heavy-duty power pack, twin rectifiers, £10. TZ40s p.p. final for 20 or 40 m, £7, offers.—**Box 259, NATIONAL PUBLICITY CO., LTD., 358 Strand, London, W.C.2.** (259)

FOR SALE.—BC348, converted mains, excellent condition. Unused 813s. Complete SCR522 V.H.F. transmitter-receiver.—**Offers to 183 Princes Gardens, London, W.3. (213)**

FOR SALE.—Modified type 12 transmitter (includes "Lab-gear" S.L. coils value £6), £16. Modified BC348 receiver (built-in power pack), plus R.F.24 converter, £16. "Short Wave Magazines," April, 1946, to present date.—**GM2DRB, South Head, Wick, Caithness** (232)

FOR SALE.—One Eddystone 358 receiver, complete with all coils, £15. One home-constructed 5-metre receiver and one converted, make ideal 2-metre receiver, £8 each. One large Selsyn unit with both control motors turn any beam, £15.—**Marcase, Bosham, Sussex.** (262)

FOR SALE.—Panda rotary beam for 10 and 20 metres, with compass and power pack. Buyer dismantles.—**Offers, G6NP, W GILL, Oakmount, Heckmondwike.** (263)

FO.R.—prefer buyer collects.—Precision transmitters, Collins TCS, and receiver, £20. Bendix TA.12, £14; modified 3-28 Mc/s, £20; also spares separately. RCAF AT 1-12 Mc/s, £15. WS.19, £15. SCR.522, £18. Speech/toner amplifier, £10. ARN.1 and type 6 osc./ind., £10. Receivers, H.R.O. Senior, £30; B.12, £10; V.h.f. 85L., £15; ARR.2, £8; R.1294, £20; R.10, £12. High-grade frequency meters, test sets, power packs, converters and i.f. strips, VCOs, chassis, valves, components, TV, v.h.f., u.h.f., also BM.1 2-metre 115 v.a.c. transmitter/receiver Monitor, £25. Adm. P.24 receiver, M68 i.f. amp. (2 u.h.f., 13 v.h.f. valves), £8 each. Inquiries answered.—**B.R.S. 18878, 80 Lower Park Road, Hastings, Sussex.** (270)

FOR SALE.—Weston 772 meter, £15 (new). AR.88, £52, perfect. BC.221 chassis and calibration charts, perfect order, £10.—**BULLOCK, Pant, Oswestry.** (238)

GOING to V.E. Must sell everything.—**AR.88D, speaker, manual, £42 10s.; BC.221, power pack, phones, £20; both items £60. R.1155, speaker O/S, p/pack, £10 10s. Over 50 (6.3) valves, some new boxed; present value at surplus prices over £14; will accept £11 10s. Relays, power packs, microphones, etc. State wants. S.a.e. for list.—Box 248, NATIONAL PUBLICITY CO., LTD., 358 Strand, W.C.2.** (248)

HALLICRAFTER'S power unit for HT.11 Radiophone, also H.R.O. power unit. Condition of both superb.—**Box 250, NATIONAL PUBLICITY CO., LTD., 358 Strand, London, W.C.2.** (250)

HAM on V.H.F. with limited space urgently requires TS47/APR.—**Box 203, NATIONAL PUBLICITY CO., LTD., 358 Strand, London, W.C.2.** (203)

HM.V. portable recorder, type 2300, complete, scrolling handle, very little used, £150. Atkins valve tester, £13. A/APN4, new, £10. R.1132A, £3. Rotary converter, 24 V to 230 a.c., 100 W, £4. TS.74, converted, £8. New valves, 2A3, 56, 57, EF39, EBC33, 10s; CV1052, 7s. 6d. Offers considered.—**B.R.S. 9871, 26 West Street (Cromer 2150).** (243)

HRO/RBI, two coils only, 1.7 to 3.5 and 7 to 14, both bands spread, £12 10s. Meissner signal shifter, sets of coils for 5 bands, 1.7 through 28 Mc/s., £13 10s. Both good condition.—**Box 233, NATIONAL PUBLICITY CO., LTD., 358 Strand, London, W.C.2.** (233)

MOVING house: must sell surplus gear and parts, some unused. Stamp for list.—**TOURLE, Winston, Tyler Avenue, Laindon, Essex.** (236)

OFFERS are invited for a partly built amplifier worth £28, details and photo of which are available. Also full set of 15 in "Denco" superhet octal plug-in coils, 465 kc/s, with Philips trimmers, worth £3 10s.—**B.R.S. 16114, Hawks House, Harewood, nr. Leeds.** (240)

OFFERS for new boxed valves: 2-811; 6-815; 10-801A; 6-8011; 6-35T; 12-6AC7; 12-6J5; 6-1626; 6-U19.—**123 Hamil Road, Burslem, Stoke-on-Trent.** (214)

OPERATION removal—must sell, give or throw away immediately.—**Sender 12; Wilcox-Gay V.F.O.; 60-watt transmitter; power packs; transformers; valves; racks; metal cases; vibrator units; portable gear; receivers; turntables, etc., etc.—GM2FZT, 3 Berridale Avenue, Glasgow S.4.** (218)

PATENTS and Trade Marks. Handbooks and advice free.—**KINGS PATENT AGENCY LTD. (B. T. KING, G5TA, Mem. R.S.G.B. Reg. Pat. Agent), 146A Queen Victoria Street, London, E.C.4. Phone: City 6161. 50 years' refs. (98)**

QSLs and log book (P.M.G. approved); samples free. State whether G or BRS.—**ATKINSON BROS., Printers, Elland.** (97)

(Continued on Page 424)

EXCHANGE and MART SECTION

(Continued from Page 423)

RCEPTION set R.109, 3.5-5 and 5.5-12 Mc/s, complete to work from 6 V battery, 8 valves and 8 spares, built-in speaker, two phone jacks, aerial taps 80 and 500 ohms; brand new and unused with canvas cover, £4 10s., carriage paid. Speaker, Stentorism 6 in; in cabinet 10 in x 5 in with tapping for high impedance, low impedance, push pull, class "B." Qpp working, etc., finished dark brown; with instructions; perfect; bargain, £3.—SIMPSON, Bostow Road, Holbeach, Spalding, Lincs. (255)

REQUIRED by experimenter.—TN16, TN17, TN18, TN19 and TN54, also ARC3 or 5 modulated BC221, also crystals DC31.—Box 204, NATIONAL PUBLICITY Co., LTD., 358 Strand, London, W.C.2. (204)

R1355, converted vision, with R.F. 26. Ditto converted sound. No power packs, S/C channel. £7 5s. the two, or offers.—G3HVP, 108 Brookfield, Glossop, Derbyshire. (261)

SALE.—Hallicrafters SX28 in first-class condition and correctly aligned, £38. Also "Leak" TL12 Audio amplifier with special pre-amp in brand-new condition, £29 inclusive. Large quantity of other radio gear.—ELLIS, 1 Station View, North Tawton, Devon. (215)

SALE.—National 1-10 receiver, 1 and 2 m coils. B.2 receiver and transmitter with 3 coils. BC.221 frequency meter and power pack. National H.R.O. MX with power pack, crystal, handbook, coils 10, 40, 80 bandspread, 20 m general coverage, 50-100, 180-430, 480-960, 900-2005 kc/s; modified with 6SG7 1st r.f., 6C4 oscillator, 6SA7 mixer, 813, 829B. Also Kodak 620 folding camera, f4.5 Compur shutter, 1 sec.-1/250 sec. and delay. Consider exchange camera for S.640.—Offer Box 271, NATIONAL PUBLICITY Co., LTD., 358 Strand, London, W.C.2. (271)

SALE.—R.C.A. AR.88LF and AR.88 receivers. Perfect. What offers? Wanted.—H.R.O. coils and AR.88 outer casing.—JOHN DORMAN, GM3EQU, 20 Wilcock Street, Glasgow, N.W. (267)

SALE.—Two 6 ft rack-mounted, self-contained, 'phone/c.w. transmitters. One 100TH final, £45; other, 35T final, £30. Qser, 6-9-1 Mc/s, £2. 1 pair 805s, 15s. Numerous other valves and useful components.—Write or call, G3GYP, 28 Warren Road, Cambridge. (251)

SHORT WAVE communication receiver, ideal for listener; perfect condition; set of spare valves; £14. Callers only.—FAWKES, St Chloe Green, Amberley, Stroud, Glos. (226)

SMALL quantity of valves for sale.—EF50s, 6Q7s, etc. Also several volumes "QST" and "Short Wave Magazine." Stamp for list.—G5HH, 29 Newcastle Road, Reading. (237)

TYPE 37 osc.-transmitter, 20-80 Mc/s., 8018 output, built-in power unit, swinging link, metred; £6 10s.—G3BUE, 226 Cowdry Avenue, Colchester. (227)

URGENTLY wanted.—H.R.O. bandspread coils. Small quantity of gear for disposal. S.a.e. lists.—G2FCI, Little Pleasance, Ashburton, Devon. (228)

UNIVERSAL AvoMinor in good condition, with leather case, £4 10s.—G2HKZ, 16 Bingham Road, Frindsbury, Rochester, Kent. (209)

VALVES—unused here. Matched PX25s, 35s. pair; KT61, 7s. 6d.; EL50s with holders, 12s. 6d. pair; RL12P35, 17s. 6d.; RL12P50, 20s. Transformer, 2,200 V, C.T. about 500 mA, 50s.—HALL, 49 Sidney Gardens, Oxford, Kent. (230)

WANTED.—AR.88D or other good receiver, portable transmitter/receiver, tape recorder and any other good ham equipment. Details, prices please.—VK6DX, 43 Southbourne Road, Wolverhampton. (245)

WANTED.—BC.610 Hallicrafter transmitters, SX.28s, AR.88s, H.R.O.s. Receivers and spare parts for above. Best prices.—Write Box 867, c/o SPIERS SERVICE, 82 Centurion Road, Brighton, Sussex. (220)

WANTED.—Class "D" Mk. II wavemeter, also one or more valves (type ATP35/CV1370).—Box 239, NATIONAL PUBLICITY Co., LTD., 358 Strand, London, W.C.2. (239)

WANTED.—Complete MCR1 in first-class condition.—Details to G3CSB, 70 Wolverhampton Road, Warley, Birmingham 32. (207)

WANTED.—H.R.O. coils, receivers, power packs, AR88Ds, AR88LFs, SX28s, BC348s, AR77s, etc.—Details please to R.T. & I. SERVICE, 254 Grove Green Road, Leytonstone, E.11. (LEY 4986.) (101)

WANTED.—Small A.C. petrol generating plant, about 300 watts, in good order. Also T.B.Y. Transceiver.—30A Fore Street (Saltash 2395), Cornwall. (217)

WILL exchange two K.24 aircraft cameras, as new, fitted 7" f2.5 Ektar lenses, for ham radio or test gear; or sell. Offers to REDSHAW, G4VZ, Radio Station, Bridport Road, Dorchester, Dorset. (202)

WANTED.—I.F. crystal and dial for H.R.O. State price and condition.—MITCHELL, 94 Arundel Avenue, Sandstead, Surrey. (241)

WANTED.—R.C.A. speech amplifiers, type MI-11220 J or K and aerial tuning units BC939A.—Offers stating quantity and price to P.C.A. RADIO, The Arches, Cambridge Grove, W.6. (221)

WANTED.—Receiver: Eddystone 640, Hallicrafter, or what have you?—G8UA, 406 Higher Brunshaw, Burnley, Lancs. (223)

WANTED urgently.—R.S.G.B. Amateur Radio Handbook.—GEORGE, 2A Stratford Road, Yeading Lane, Hayes, Middlesex. (235)

WANTED.—7-14 Mc/s, 3.5-7 Mc/s, 1.6-3.5 Mc/s, bands spread or GC H.R.O. coils required, or what offers brand-new H.R.O. with power supply and bandspread, 14-30 Mc/s coil?—3 Wayville Close, Liverpool 18. (257)

6—813 valves at £2 each; 10—829 at £1 10s. each; 12—832 at 15s. 6d. each; 24—6J6 at 5s.; 30—6C4 at 2s. each; 9001, 9003, 9006 at 2s. each. Add postage on all valves. IN.21-22-23 crystal diodes, 1s. 6d. each. 7 Mc/s mounted crystals, 5s., ditto 8 Mc/s 4s.—Box 268, NATIONAL PUBLICITY Co., LTD., 358 Strand, London, W.C.2. (268)

12 transmitter 40 W c.w./25 w.p.h. crystal/v.f.o., £20. R.103A 1.7-7.5 Mc/s, £7. R.208, R-9er, £8. 832 (2). 25s. each. CO/PA, 80/40, metered, £3.—C. VERRINDER, Iwerne, Dorset. (265)

813 and base RK20A; 813, new, boxed; £3 10s. the lot. Unused AR.77 spares, tuning condensers, all coils, i.f.s., b.f.o., £5. Wanted.—GP.7, AN-ART.13, or TA.12 transmitter, also class "D" wavemeter.—DUNCAN, 23 Noran Avenue, Dundee. (246)

832As (4), 25s. each; 813s (4), 45s. each; Ruggedized 6AK5s (6), 6J6s (6), 807s (6), all at 10s. each. Brand new guaranteed.—Box 206, NATIONAL PUBLICITY Co., LTD., 358 Strand, London, W.C.2. (266)

£5 OFFERED for R.1155, not necessarily working. For sale or exchange.—New T2 in Vitavox, 15 ohm unit, £3. 3 µF 4,000 V condensers, 5s.—NEILSON, Tintagel, Cornwall. (258)

APPOINTMENTS SECTION

MICHAEL RADIO LTD. require qualified and experienced men for the inspection, testing and servicing of Government radio, electronic and electrical apparatus.—Apply to Personnel Officer, Wexham Road, Slough. (216)

SUPPLEMENTARY RESERVE.—Volunteers who are specialists or technicians are invited to join this Reserve, which provides the skilled men the Army needs on mobilisation. Wireless and line operators, draughtsmen, despatch riders and radio and line mechanics are among the tradesmen needed. Ex-N.C.O.s of the Royal Signals especially required. No liability for evening drills or week-end training. Maximum training liability is annual 15-day camp with Regular Army rates of pay. Annual bounty in addition. By joining the S.R. a man will play a vital part in the defence of this country and will ensure that his skill is used in the event of war.—Details from any Recruiting Office or the War Office (A.C.10/SRC13), London, S.W.1. (253)

WEBB'S RADIO require Senior Engineer for specialised Service Department. Must be conversant with the overhaul and alignment of communication receivers, including the provision of test figures to laboratory precision.—Write to the Manager, Webb's Radio, 14 Soho Street, London, W.1. (252)

CROWN AGENTS FOR THE COLONIES.

WIRELESS STATION SUPERINTENDENT required by the Government of Nigeria for the Posts and Telegraphs Department for one tour of 18 to 24 months in the first instance with prospect of permanency. Salary (including allowances) between £711 and £1,042 a year according to qualifications and experience. Outfit allowance £60. Free passages for officer and wife and assistance towards cost of children's passage or their maintenance in this country. Liberal leave on full salary. Candidates (under 40 years) must have had wide practical experience of modern radio techniques and equipment, in particular v.h.f. equipment and preferably also v.h.f. multi-channel equipment.—Apply at once by letter, stating age, full names in block letters and full particulars of qualifications and experience and mentioning this paper to the Crown Agents for the Colonies, 4 Millbank, London, S.W.1, quoting on letter M.28927.B. The Crown Agents cannot undertake to acknowledge all applications and will communicate only with applicants selected for further consideration. (274)

BULLETIN

BACK NUMBERS

October and November, 1950; May, 1951; and July, 1951, to January, 1952, inclusive.

Price - 1/3 each,
or 12/6 dozen assorted, post free

A limited number of certain issues published prior to 1950 are also available at the same price. Send your enquiries to:

R.S.G.B. PUBLICATIONS,
New Ruskin House,

28 Little Russell Street, London, W.C.1.

H. WHITAKER G3SJ

10 YORKSHIRE STREET, BURNLEY

Phone: 4924

POWER SUPPLY UNIT, Type 45.—Input 230v. 50 c/s. Output 1200 v. at 200 mA. Metal rectification. In ventilated steel cases. This is the H.T. supply unit for the 1154 Tx. Weight 80lb. Carr. paid **£7 10s.**

POWER SUPPLY UNIT, Type 46.—Input 230v. 50 c/s. Output 6.3 V. 10 A. d.c. Metal rectification. Weight 50lb. Ventilating steel cases as above. L.T. unit for the 1154 Tx. Carr. paid **£3 15s.** The pair **£10 10s.** Carr. paid.

POWER SUPPLY UNIT 247.—Input 230v. 50 c/s. Output 550v. at 300 mA. plus 6.3v. at 3 amp. In grey steel cases 11" x 10" x 9". with pilot lamp. 5U4 rectifier required. **£3 19s. 6d.** Carr. paid.

THIS MONTH'S BARGAIN.—R.C.A. 4C27/8026. U.H.F. TRIODE. 150 watt ANODE DISSIPATION. Radial fin cooled. 6.3v. Fil. Maximum ratings at up to 750 megacycles. Surplus price of this valve in the States is 58 dollars 75 cents. Rarely seen in this country. Our price **75/-** in original R.C.A. cartons. We are reserving a limited quantity for overseas clients.

FURTHER VALVE OFFERS.—826 U.H.F. triode. Another seldom seen valve. Fil volts 7.5 at 4 amp. 1250v. anode, 125 mills max. Full ratings at 250 Mc/s 55 watt plate dissipation, 8 watts grid drive (832 basing), **27/6** each. Not available for overseas. Cossor VS 110, voltage stabiliser 6/-, 805 **27/6**, 813 **90/-**, Taylor T200 **£6**, 450 TH **£6**, RG3 1250 **35/-**, 65G7, 65A7, 6L7, 6K7, 80 8/-, Crystal diode CV102 **4/6**.

WODEN.—We can give immediate delivery of practically all Woden products at pre-increase prices: U.M.1 **54/-**, UM2 **73/6**, UM3 **90/-**, UM4 **215/-**, DT1

34/-, DT2 **39/6**, DTM 11a **39/-**, DTM 12a **48/6**, DTM 15a **500/0/500** 6.3v. 5v. **75/-**, DTM 17 **750/0/750** **109/6**, DTM 18 **1250/1000/0/1000/1250** **173/6**, Filament DTF 12 **2.5v.** 10 amp. **38/6**, DTF 14 **5v.** 4 amp. **31/6**, DTF 17 **7½v.** 5 amp. **37/6**, DTF 18 **5v.** 3amp. 6.3v. 4 amp. **38/6**. Swinging chokes, PCS 13 **5/25** H. 350 mA. **58/6**, PCS 14 **87/6**. Smoothing chokes, DCS 14 **102/-**, DCS 17 **20** H. 60 mA. **28/9**, DCS 18 **20** H. 150 mA. **41/6**, and many others.

SPEAKERS.—8" PM **20/-**, 6½" ditto **17/6**, Plessey, Goodmans, etc.

CONNOISSEUR LIGHTWEIGHT PICK-UP.—Connoisseur standard lightweight pick-up, complete with input transformer, brand new and boxed. List price **£4 10s. 5d.** inc. tax. To clear, **£1 6s. 10d.** each. Available in quantity for export.

7B TRANSMITTER, G.E.C.—Input 230 V. 50 c/s. Crystal Osc and Doubler (Det. 19), push-push doubler Det. 19 Push-push doubler, Det 19, Power amp. Det 19. KT66 modulator, Standard rack and panel complete with power supply. Two U52 rectifiers. All stages tuned grid and anode. Link coupled throughout. Completely enclosed, weight approximately 80lb. Relay for push to talk. Provision for remote H.T. switch. Frequency coverage approximately 100 to 120 Mc/s. Easily adapted for 144. Oscillator will function on 8 Mc/s. crystals. All stages are meter jacked. Filament and H.T. pilot lights, microphone jack. This is a complete transmitter with all valves, and beautifully built. Input about 50 W., tune/operate switch for tuning up on low power, a really exceptional bargain at **£8**, carr. pd., 30/- extra to Ireland.

BULLETIN ADVERTISERS

are asked to note the following

DISPLAY ADVERTISEMENT RATES

FULL PAGE ...	£20 0 0
Type Area: 8½" x 5½"	
HALF PAGE ...	£10 0 0
Type Area: 4½" x 5½"	
QUARTER PAGE ...	£5 0 0
Type Area: 4½" x 2½"	
EIGHTH PAGE ...	£2 10 0
Type Area: 2" x 2½"	

Orders, Copy and blocks should be sent to arrive on or before the 25th of the month preceding date of issue.

Screen for half-tone Blocks, 100.

All Communications to:

Horace Freeman,
Advertisement Manager,
R.S.G.B. Publications

NATIONAL PUBLICITY Co., Ltd.

358 STRAND LONDON, W.C.2

Telephone - TEMple Bar 0946-7-8-9

VALVES: 832, 30/-; NR74 (AC6Pen), 8/6; 5Z4G, 8/6. Taylor signal generator, 65B, **£9/10 0**. Taylor valve tester type 45, **£9/10 0**. M type repeater motors, 2/6. 7-pin UX ceramic valveholders, 6d. 4/- doz. Ceramic flanged pot condensers, 20µF 10kV, 1/6. Block condensers, 4µF x 750 V, 2/6. 2µF x 750V, 1/6. 2µF x 500V, 1/-, 5µF x 500V, 9d., .25 x 1.2kV, 1/6. Mica: 185µF x 200 r.m.s. at 700 c/s, 2/-, Arrow slide switches, 250V 5A, 9d. 5-pole on-off rotary switches, 6d. PVC braided sleeving, various colours, 1 mm, 2d., 2 mm, 3d., 5 mm, 3½d., 4 mm, bore, 4d. per yard. Polystyrene sleeving, 4 mm, 6d., 6 mm, 8d. vd. Bakelite sheet, 10½ x 4 x ¼, 1/-. Flexible rubber mountings, 3/- doz. Electrolytics, 8µF x 600V, 1/9. Mike cable, screened and braided 2/14/0076, 1/- yd. Crystals, 1-in. pins, 5.6 to 6.5 Mc/s., 7/6. B.A. bolts and nuts, approx. 5 gross assorted, 7/6. Copper wire, enam., D.S.C., tinned, Lewmex, Litz, inquire please. 1147 Receiver, **£3/10 0**. Meters, 500 µA., scaled, 15V 600V, 8/6. 350 mA. R.F. 2-in., 8/6.

All goods guaranteed. Postage extra.

TENCO PRODUCTS. G3EKO

KNOWLE, BIRMINGHAM. Tel.: Knowle 2967.

COMMUNICATIONS RECEIVERS, ETC.

BC.342-N receiver (115 V.), perfect	£25
EDDYSTONE 358, with 9 coils (90 kc/s.-50 Mc/s.)	£20
BC.639-A receiver, slightly modified	£15
R.103 receiver, 1250 V. (1.7-7.5 Mc/s.)	£10
AMERICAN Sub-standard 100 kc/s. crystal	£1
PRECISION Resistors, 1 Megohm, 1% 1 W. wire wound	5/-
MIDGET microphone transformers, excellent results	3/6
B.P.L. Signal Generator (100 kc/s.-30 Mc/s.)	£10
Q-Max. B4/40 Transmitter, as new	£45
H.R.O. Coils, 180-450 kc/s. & 480-960 kc/s., 35/- each. 0.9-2.05 Mc/s., £2.	

BARGAIN for Callers only. TU10-B units, 7/6 each, 3 for **£1** We still have a varied and constantly changing stock of communications receivers by R.C.A., National, Hallicrafters, Eddystone, etc. Your inquiries are cordially invited. (S.A.E. please.)

Carriage is extra on all the above items.

RADIO, TELEVISION & INSTRUMENT SERVICE

254 GROVE GREEN ROAD, LEYTONSTONE, LONDON, E.11

Telephone LEY 4986

POLYTHENE INSULATORS

(AMBYTHENE BRAND)

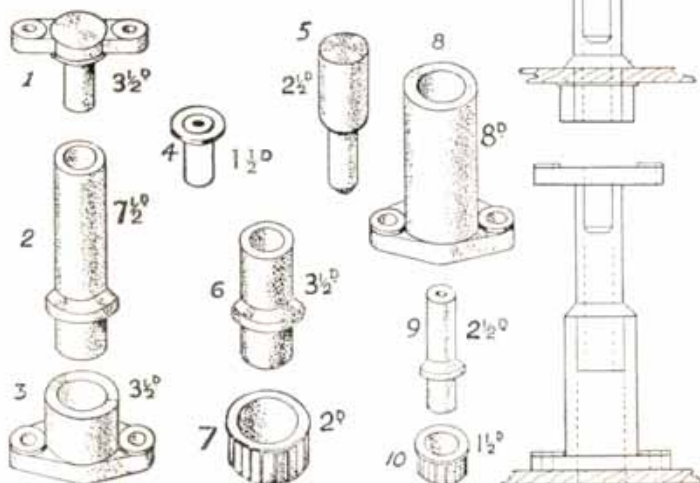
A series of moulded parts enabling users to build up a series of Stand-offs, Feed-throughs, etc.

Parts are fully interchangeable and readily assembled, dismantled or modified to suit individual and changing requirements.

With ten Standard Units some three dozen useful components can be assembled, ranging from a $3\frac{1}{2}$ " wall-mounting Stand-off using 2, 5 and 8 to a $\frac{3}{4}$ " Feed-through using 9 and 10.

Low cost—the price of the two examples quoted above is 1s. 6d. and 4d. respectively

Excellent h.f. insulation. Unbreakable. Colour identification.



Sample Kits of 19 representative parts 5s. post free.

Assembled sets loaned for demonstration at Branch Meetings, etc.

Enquiries for individual fabrications and Trade mouldings for Radio and Television welcomed. Further particulars and Price Lists forwarded on request.

AMPLEX APPLIANCES (Kent) Ltd.

19 DARTMOUTH ROAD, HAYES, BROMLEY, KENT
RAVensbourne 5531

EDDYSTONE

FINE COMMUNICATION RECEIVERS



MODEL '680X'

- Fifteen Valves
- Two IF Stages
- Variable Selectivity
- "5" Meter
- Two RF Stages
- Separate Oscillator
- Crystal Filter
- Push-Pull Output
- Polychromatic Finish

MODEL '750'

- Double Superheterodyne
- Eleven Valves
- Variable Selectivity
- Separate Gain Controls
- Mechanical Bandspread
- High Sensitivity
- Free from images
- Large Dial with Linear Scales
- Robust Construction



For full information please apply to your local Eddystone Registered Dealer or write to the Manufacturers:

STRATTON & CO., LTD., EDDYSTONE WORKS, BIRMINGHAM 31

IF UNDELIVERED

Return to—
R.S.G.B. NEW RUSKIN HOUSE,
LITTLE RUSSELL STREET, W.C.1.

IF UNDELIVERED

Return to—
R.S.G.B. NEW RUSKIN HOUSE,
LITTLE RUSSELL STREET, W.C.1.